

Daily Price Report

A Summary of Price Developments - 02 May 2018



Vegetables

- Prices of most varieties of **vegetables increased** in both **Pettah** and **Dambulla** markets due to **low level of supply conditions** following the Vesak holidays.



Fish

- Prices of most varieties of **fish decreased** in both **Peliyagoda** and **Negombo** markets due to **market activities returning to normalcy** after the price increase observed during the previous week.



Other

- Price of **Big Onions (imported)** and **Potatoes (imported)** **increased** in **Pettah** market due to **upward revision to the Special Commodity Levy**.



Wholesale and Retail Prices of Selected Food Commodities - 2018/05/02

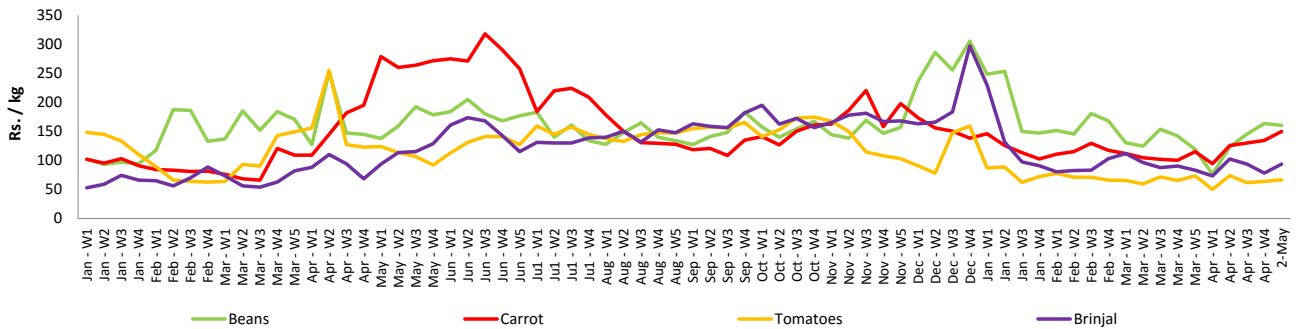
Vegetables

Item	Unit	Wholesale				Retail			
		Pettah		Dambulla		Pettah		Dambulla	
		Previous Week	Today	Previous Week	Today	Previous Week	Today	Previous Week	Today
Beans	Rs./Kg	127.00	130.00	115.00	145.00	163.00	160.00	135.00	165.00
Carrot	Rs./Kg	103.00	110.00	88.00	103.00	134.00	150.00	109.00	123.00
Cabbage	Rs./Kg	37.00	37.00	25.00	33.00	67.00	70.00	45.00	53.00
Tomatoes	Rs./Kg	34.00	37.00	21.00	33.00	64.00	67.00	41.00	53.00
Brinjal	Rs./Kg	47.00	60.00	27.00	38.00	78.00	93.00	47.00	58.00
Pumpkin	Rs./Kg	27.00	22.00	14.00	13.00	51.00	47.00	34.00	33.00
Snake gourd	Rs./Kg	71.00	77.00	37.00	55.00	104.00	113.00	57.00	75.00

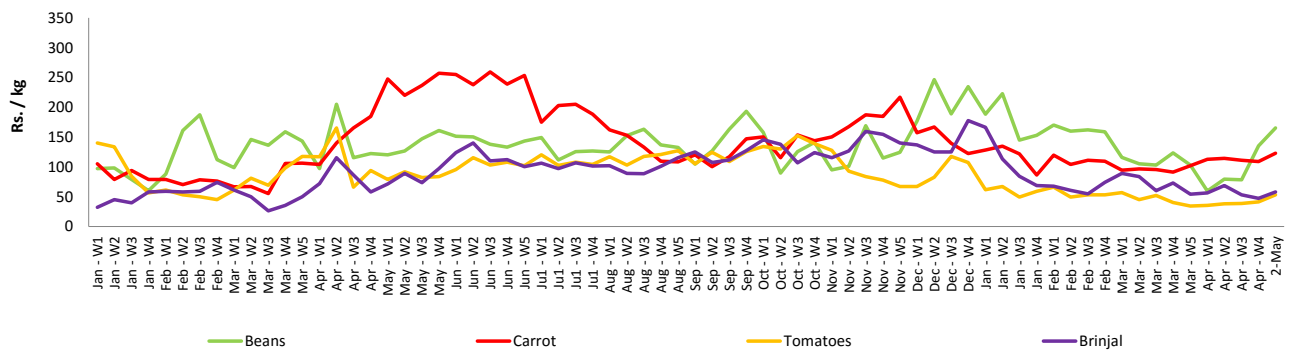
- Price increased by more than 5% compared to previous week average price.
- Price decreased by more than 5% compared to previous week average price.

Retail Prices

Pettah



Dambulla



Wholesale and Retail Prices of Selected Food Commodities - 2018/05/02

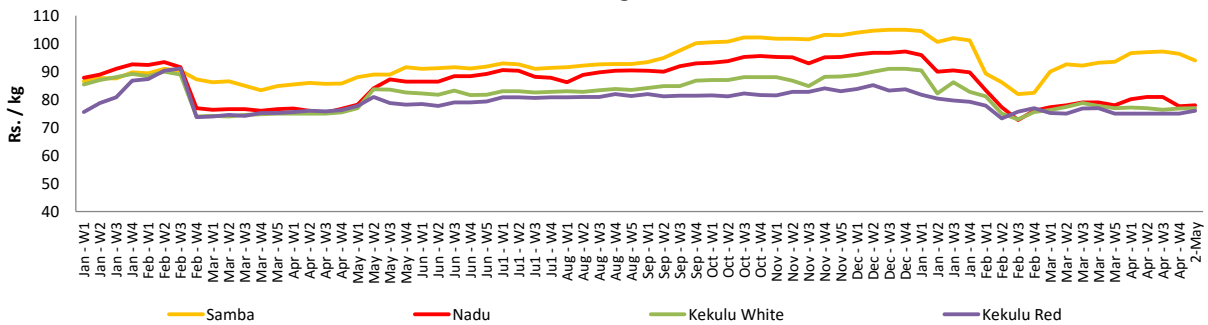
Rice

Item	Unit	Wholesale				Retail	
		Maradagahamula		Pettah		Pettah	
		Previous Week	Today	Previous Week	Today	Previous Week	Today
Samba	Rs./Kg	96.00	94.00	102.00	102.00	110.00	110.00
Nadu	Rs./Kg	78.00	78.00	78.00	79.00	86.00	88.00
Kekulu White	Rs./Kg	77.00	77.00	78.00	78.00	85.00	85.00
Kekulu Red	Rs./Kg	75.00	76.00	73.00	73.00	80.00	80.00

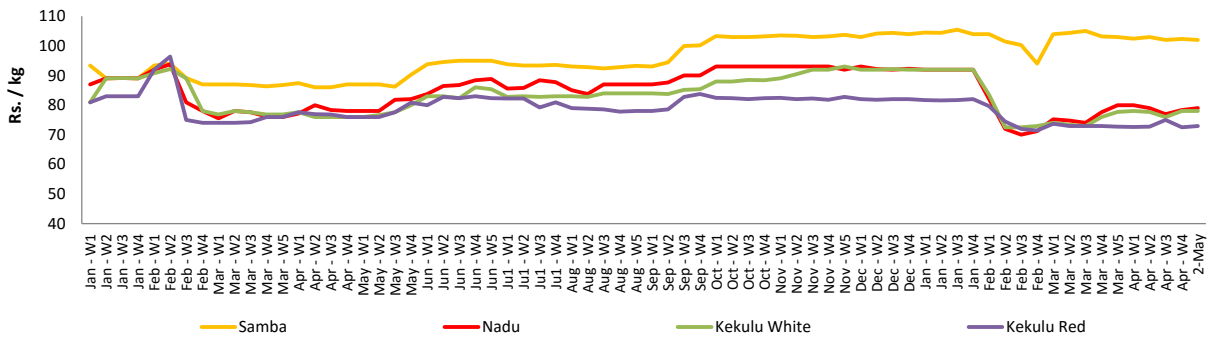
- Price increased by more than 5% compared to previous week average price.
- Price decreased by more than 5% compared to previous week average price.

Wholesale Prices

Marandagahamula

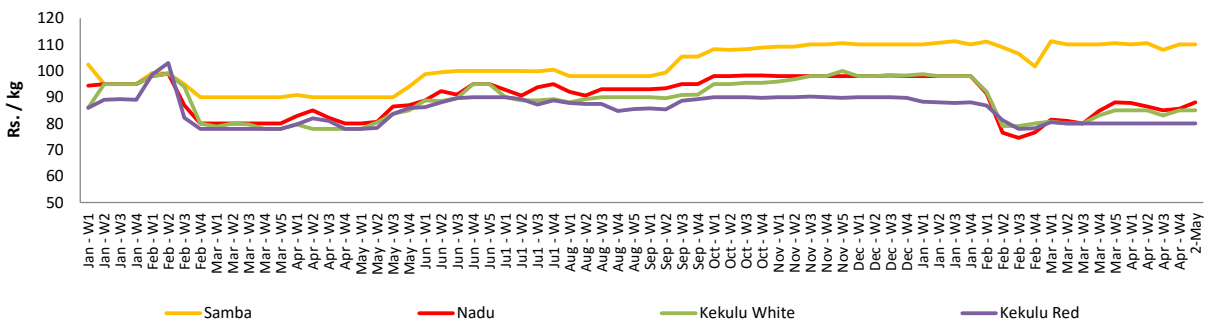


Pettah



Retail Prices

Pettah



Wholesale and Retail Prices of Selected Food Commodities - 2018/05/02

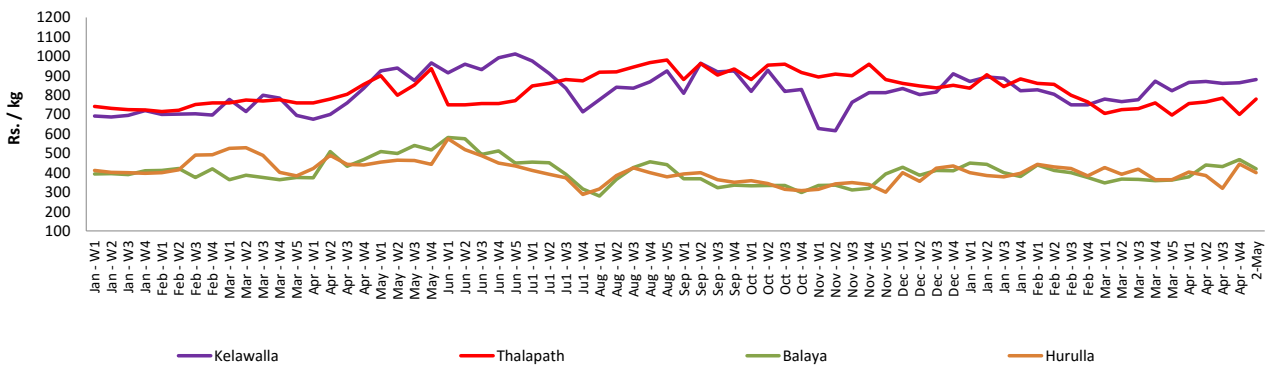
Fish

Item	Unit	Wholesale				Retail			
		Peliyagoda		Negombo		Peliyagoda		Negombo	
		Previous Week	Today	Previous Week	Today	Previous Week	Today	Previous Week	Today
Kelawalla	Rs./Kg	506.00	530.00	572.00	540.00	864.00	880.00	820.00	740.00
Thalapath	Rs./Kg	538.00	550.00	736.00	680.00	700.00	780.00	930.00	880.00
Balaya	Rs./Kg	368.00	320.00	232.00	250.00	468.00	420.00	396.00	400.00
Paraw	Rs./Kg	526.00	460.00	536.00	500.00	924.00	780.00	780.00	720.00
Salaya	Rs./Kg	104.00	160.00	138.00	100.00	144.00	200.00	216.00	180.00
Hurulla	Rs./Kg	345.00	300.00	288.00	260.00	445.00	400.00	380.00	360.00

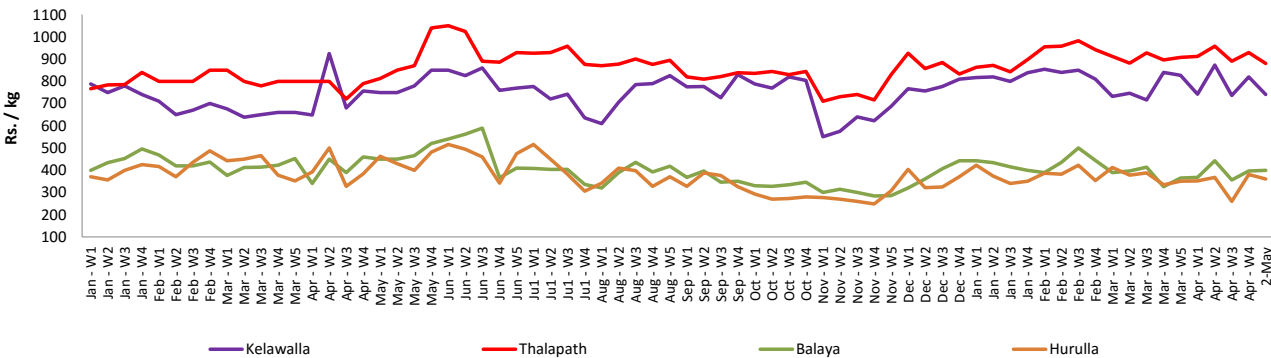
- Price increased by more than 5% compared to previous week average price.
- Price decreased by more than 5% compared to previous week average price.

Retail Prices

Peliyagoda



Negombo



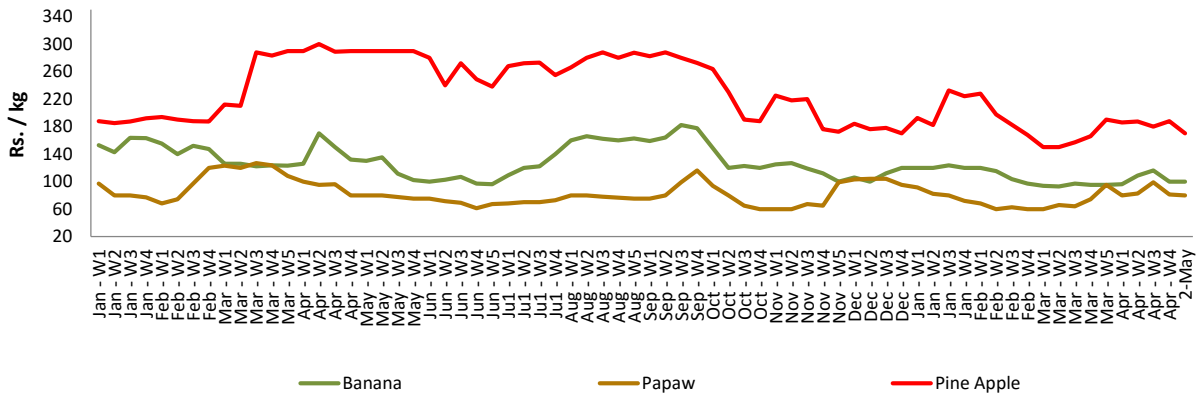
Wholesale and Retail Prices of Selected Food Commodities - 2018/05/02

Fruits

Item	Unit	Wholesale		Retail	
		Pettah			
		Previous Week	Today	Previous Week	Today
Banana (Sour)	Rs./Kg	72.00	70.00	100.00	100.00
Papaw	Rs./Kg	52.00	50.00	81.00	80.00
Pineapple	Rs./Kg	140.00	140.00	188.00	170.00

- Price increased by more than 5% compared to previous week average price.
- Price decreased by more than 5% compared to previous week average price.

Retail - Pettah



Wholesale and Retail Prices of Selected Food Commodities - 2018/05/02

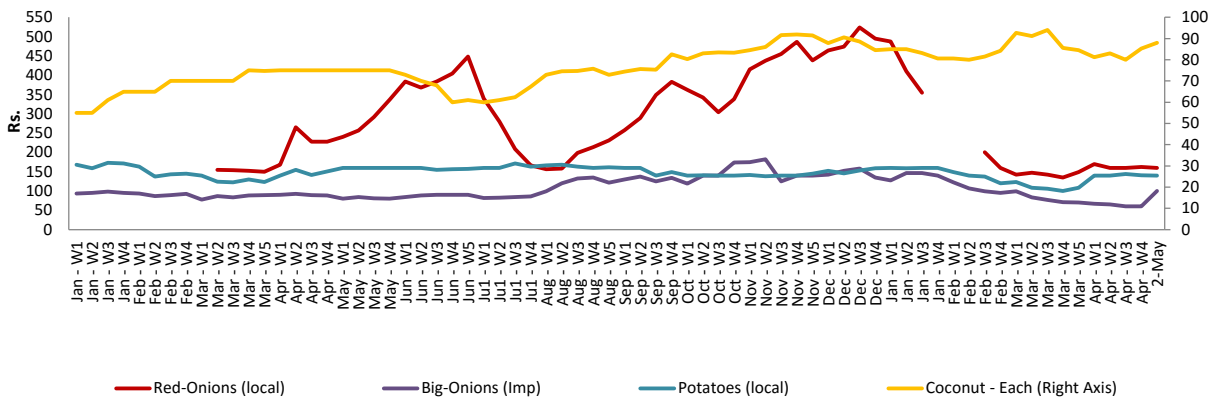
Other

Item	Unit	Wholesale				Retail			
		Pettah		Dambulla		Pettah		Dambulla	
		Previous Week	Today	Previous Week	Today	Previous Week	Today	Previous Week	Today
Red-Onions (local)	Rs./Kg	125.00	125.00	113.00	113.00	162.00	160.00	122.00	123.00
Red-Onions (Imp)	Rs./Kg	128.00	125.00	120.00	105.00	158.00	160.00	131.00	118.00
Big-Onions (local)	Rs./Kg	n.a.	n.a.	n.a.	n.a.	n.a.	n.a.	n.a.	n.a.
Big-Onions (Imp)	Rs./Kg	40.00	80.00	40.00	38.00	60.00	100.00	52.00	48.00
Potatoes (local)	Rs./Kg	106.00	120.00	94.00	n.a.	141.00	140.00	104.00	n.a.
Potatoes (Imp)	Rs./Kg	72.00	75.00			88.00	100.00		
Dried Chillies (Imp)	Rs./Kg	259.00	260.00	257.00	248.00	298.00	290.00	267.00	258.00
Coconut	Rs./Nut	77.00	80.00	67.00	69.00	85.00	88.00	73.00	74.00
Coconut oil	Rs./Ltr	360.00	360.00			389.00	390.00		
Dhal	Rs./Kg	105.00	105.00			120.00	120.00		
Sugar	Rs./Kg	98.00	98.00			110.00	105.00		
Eggs	Rs./Each	11.00	11.00			12.00	12.00		
Katta	Rs./Kg	800.00	800.00			850.00	850.00		
Sprats	Rs./Kg	500.00	500.00			550.00	550.00		

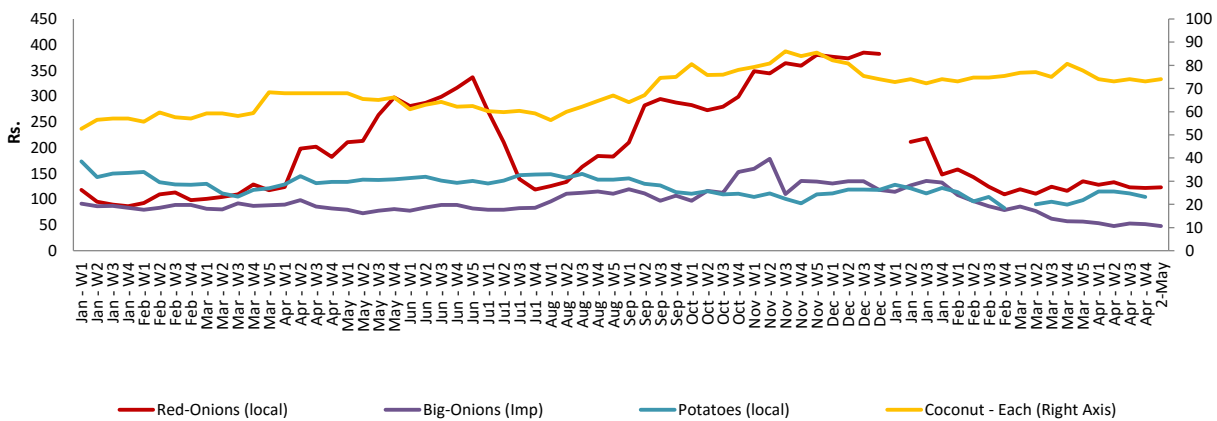
- Price increased by more than 5% compared to previous week average price.
- Price decreased by more than 5% compared to previous week average price.

Retail Prices

Pettah



Dambulla



* Prices of food commodities may vary due to quality and markets among other factors.