

Daily Price Report

A Summary of Price Developments - 01 May 2018



Vegetables

- Prices of most varieties of **vegetables demonstrated mixed movements** in both **Pettah** and **Dambulla** markets.



Fish

- Prices of most varieties of **fish increased** in both **Negombo** and **Peliyagoda** markets due to **low level of supply conditions**.



Statistics Department
Central Bank of Sri Lanka

Wholesale and Retail Prices of Selected Food Commodities - 2018/05/01

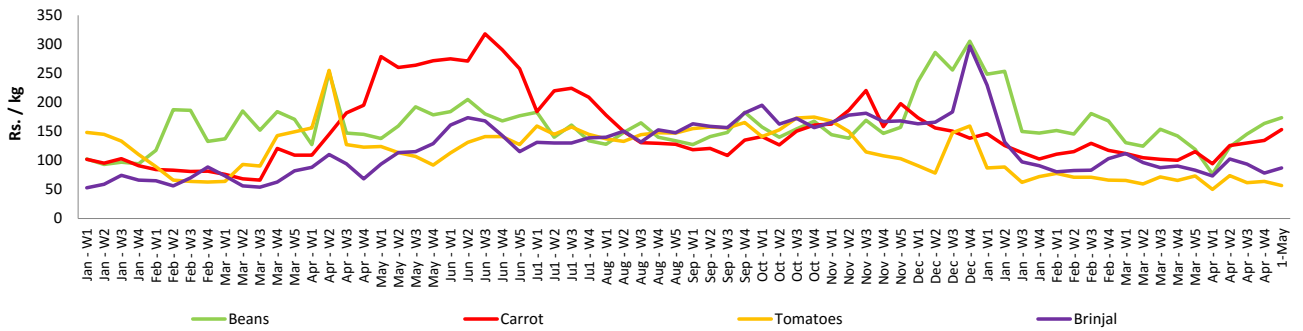
Vegetables

Item	Unit	Wholesale				Retail			
		Pettah		Dambulla		Pettah		Dambulla	
		Previous Week	Today	April - W3	27-Apr	Previous Week	Today	April - W3	27-Apr
Beans	Rs./Kg	127.00	147.00	58.00	125.00	163.00	173.00	78.00	145.00
Carrot	Rs./Kg	103.00	120.00	91.00	73.00	134.00	153.00	111.00	98.00
Cabbage	Rs./Kg	37.00	33.00	29.00	23.00	67.00	60.00	50.00	43.00
Tomatoes	Rs./Kg	34.00	35.00	19.00	23.00	64.00	57.00	39.00	43.00
Brinjal	Rs./Kg	47.00	57.00	33.00	25.00	78.00	87.00	53.00	45.00
Pumpkin	Rs./Kg	27.00	23.00	16.00	13.00	51.00	45.00	36.00	33.00
Snake gourd	Rs./Kg	71.00	80.00	31.00	38.00	104.00	110.00	51.00	58.00

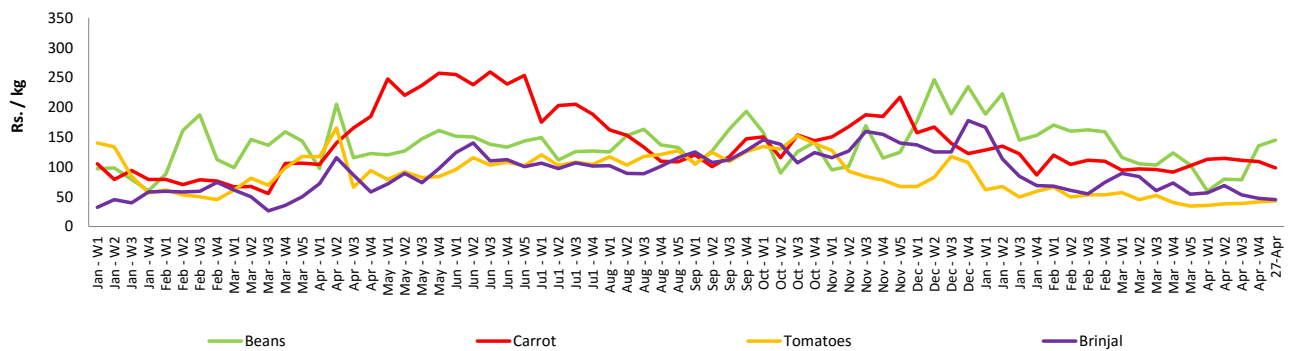
- Price increased by more than 5% compared to previous week average price.
- Price decreased by more than 5% compared to previous week average price.

Retail Prices

Pettah



Dambulla



Wholesale and Retail Prices of Selected Food Commodities - 2018/05/01

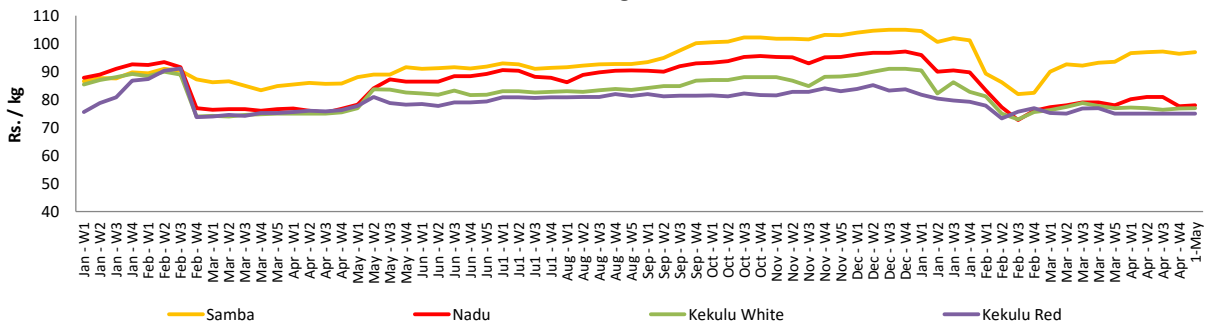
Rice

Item	Unit	Wholesale				Retail	
		Maradagahamula		Pettah		Pettah	
		Previous Week	Today	Previous Week	Today	Previous Week	Today
Samba	Rs./Kg	96.00	97.00	102.00	102.00	110.00	110.00
Nadu	Rs./Kg	78.00	78.00	78.00	79.00	86.00	88.00
Kekulu White	Rs./Kg	77.00	77.00	78.00	78.00	85.00	85.00
Kekulu Red	Rs./Kg	75.00	75.00	73.00	73.00	80.00	80.00

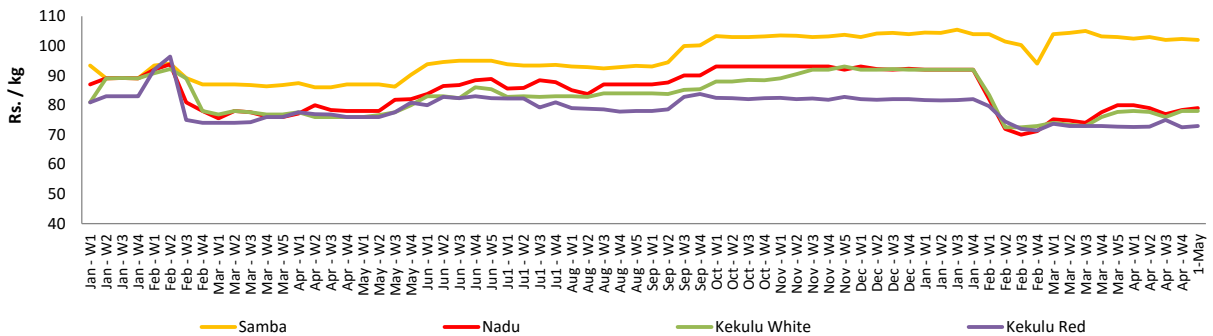
- Price increased by more than 5% compared to previous week average price.
- Price decreased by more than 5% compared to previous week average price.

Wholesale Prices

Marandagahamula

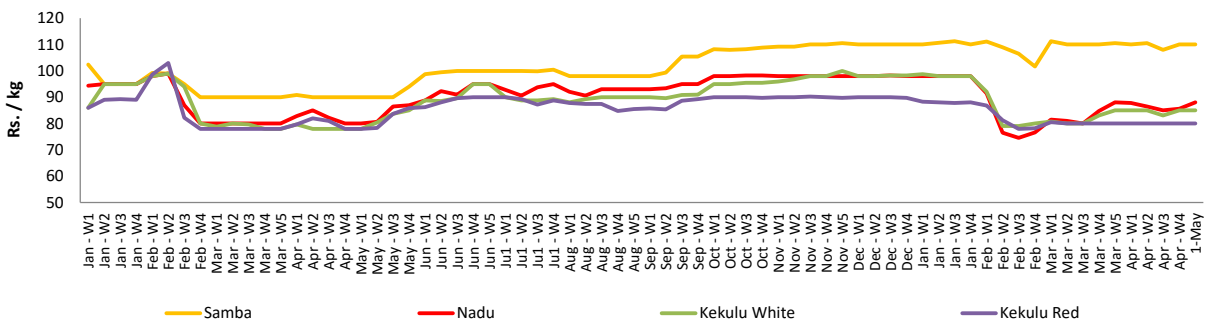


Pettah



Retail Prices

Pettah



Wholesale and Retail Prices of Selected Food Commodities - 2018/05/01

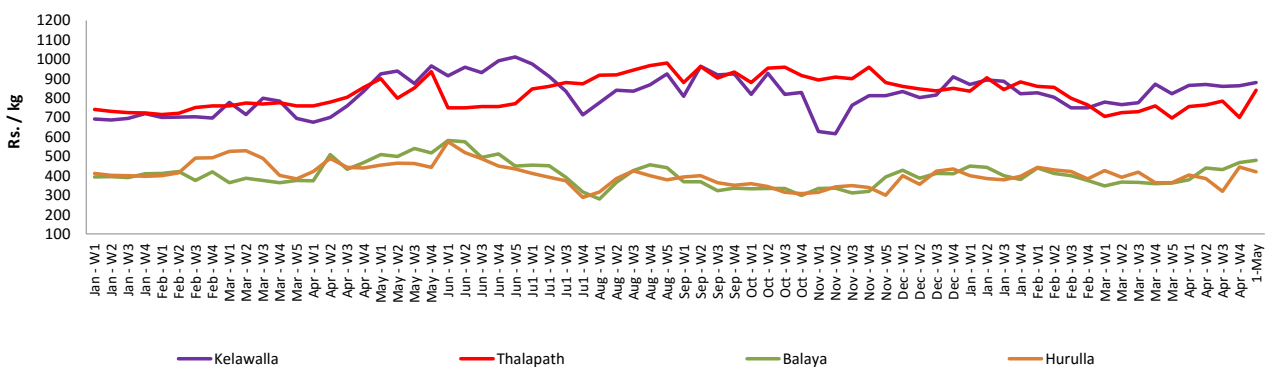
Fish

Item	Unit	Wholesale				Retail			
		Peliyagoda		Negombo		Peliyagoda		Negombo	
		Previous Week	Today	April - W3	27-Apr	Previous Week	Today	April - W3	27-Apr
Kelawalla	Rs./Kg	506.00	530.00	504.00	600.00	864.00	880.00	736.00	880.00
Thalapath	Rs./Kg	538.00	600.00	714.00	720.00	700.00	840.00	890.00	950.00
Balaya	Rs./Kg	368.00	380.00	222.00	220.00	468.00	480.00	356.00	440.00
Paraw	Rs./Kg	526.00	550.00	468.00	600.00	924.00	960.00	658.00	900.00
Salaya	Rs./Kg	104.00	140.00	88.00	160.00	144.00	180.00	166.00	260.00
Hurulla	Rs./Kg	345.00	320.00	180.00	330.00	445.00	420.00	260.00	430.00

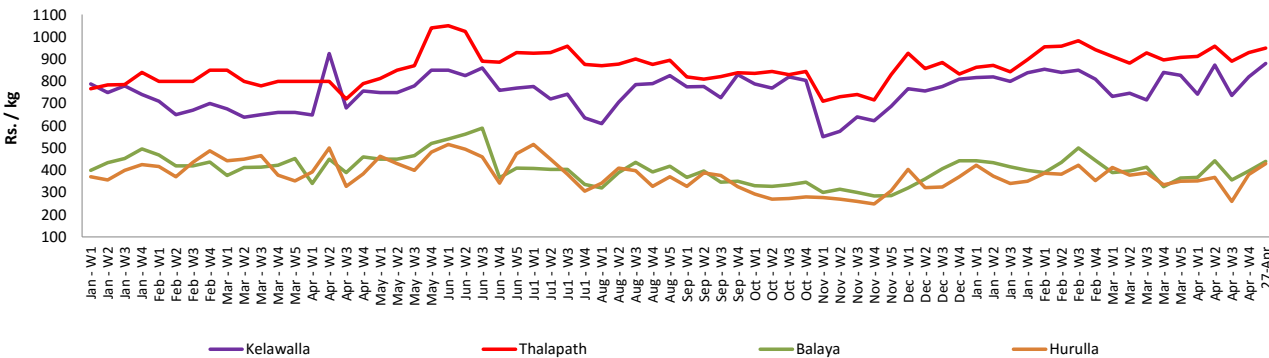
- Price increased by more than 5% compared to previous week average price.
- Price decreased by more than 5% compared to previous week average price.

Retail Prices

Peliyagoda



Negombo



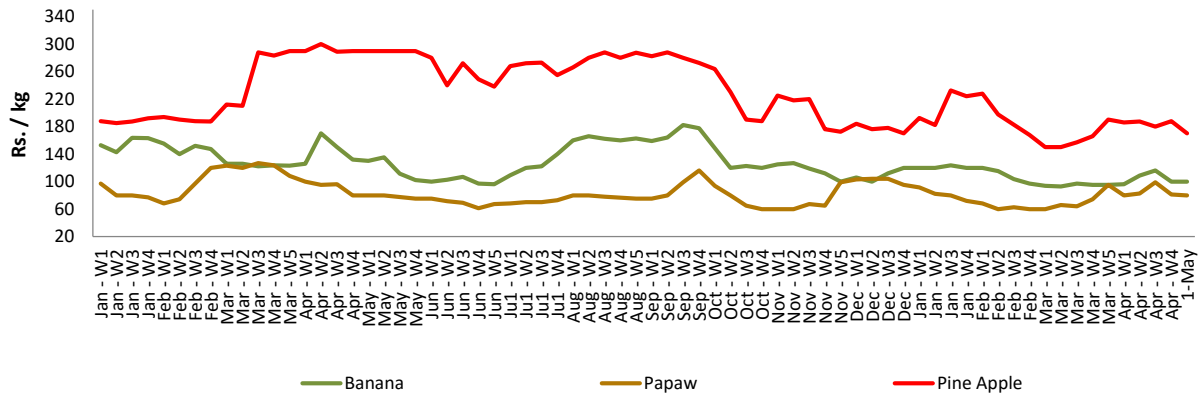
Wholesale and Retail Prices of Selected Food Commodities - 2018/05/01

Fruits

Item	Unit	Wholesale		Retail	
		Pettah			
		Previous Week	Today	Previous Week	Today
Banana (Sour)	Rs./Kg	72.00	70.00	100.00	100.00
Papaw	Rs./Kg	52.00	50.00	81.00	80.00
Pineapple	Rs./Kg	140.00	140.00	188.00	170.00

- Price increased by more than 5% compared to previous week average price.
- Price decreased by more than 5% compared to previous week average price.

Retail - Pettah



Wholesale and Retail Prices of Selected Food Commodities - 2018/05/01

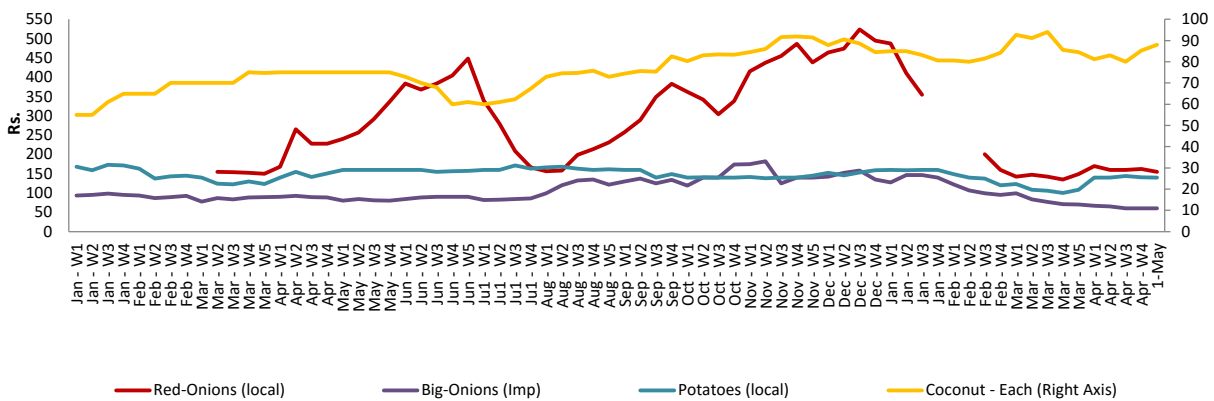
Other

Item	Unit	Wholesale				Retail			
		Pettah		Dambulla		Pettah		Dambulla	
		Previous Week	Today	April - W3	27-Apr	Previous Week	Today	April - W3	27-Apr
Red-Onions (local)	Rs./Kg	125.00	125.00	111.00	118.00	162.00	155.00	123.00	128.00
Red-Onions (Imp)	Rs./Kg	128.00	125.00	100.00	123.00	158.00	155.00	114.00	133.00
Big-Onions (local)	Rs./Kg	n.a.	n.a.	n.a.	n.a.	n.a.	n.a.	n.a.	n.a.
Big-Onions (Imp)	Rs./Kg	40.00	40.00	43.00	38.00	60.00	60.00	53.00	48.00
Potatoes (local)	Rs./Kg	106.00	110.00	101.00	98.00	141.00	140.00	111.00	108.00
Potatoes (Imp)	Rs./Kg	72.00	75.00			88.00	90.00		
Dried Chillies (Imp)	Rs./Kg	259.00	260.00	255.00	253.00	298.00	290.00	268.00	263.00
Coconut	Rs./Nut	77.00	80.00	69.00	68.00	85.00	88.00	74.00	74.00
Coconut oil	Rs./Ltr	360.00	360.00			389.00	390.00		
Dhal	Rs./Kg	105.00	105.00			120.00	120.00		
Sugar	Rs./Kg	98.00	98.00			110.00	105.00		
Eggs	Rs./Each	11.00	11.00			12.00	12.00		
Katta	Rs./Kg	800.00	800.00			850.00	850.00		
Sprats	Rs./Kg	500.00	500.00			550.00	550.00		

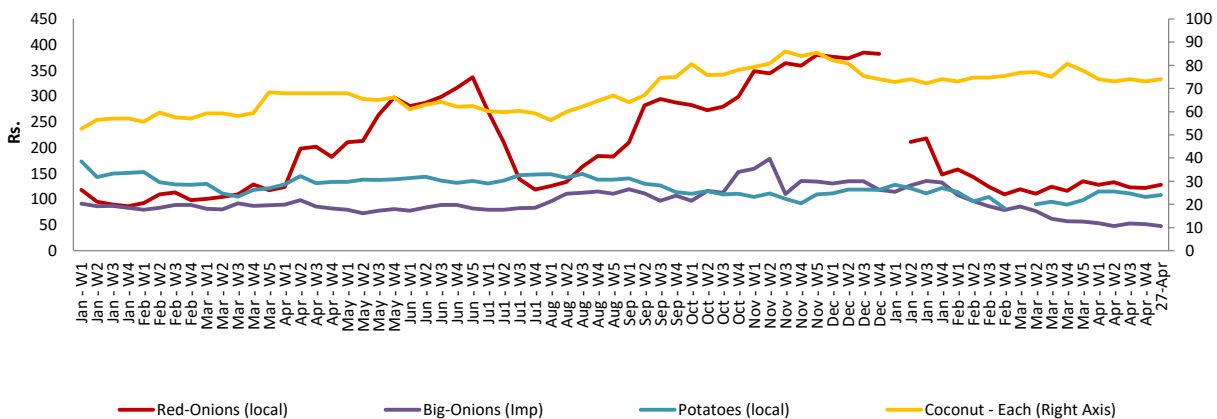
- Price increased by more than 5% compared to previous week average price.
- Price decreased by more than 5% compared to previous week average price.

Retail Prices

Pettah



Dambulla



* Prices of food commodities may vary due to quality and markets among other factors.