

Daily Price Report

A Summary of Price Developments - 27 April 2018



Vegetables

- Prices of most varieties of **vegetables demonstrated mixed movements** in both **Pettah** and **Dambulla** markets.



Fish

- Prices of most varieties of **fish increased** in both **Negombo** and **Peliyagoda** markets in response to **higher level of demand** due to **upcoming holidays**.



Fruits

- Prices of **Papaw** and **Banana (sour)** **decreased** in **Pettah** market due to **favourable supply conditions** from **Vavunia** and **Embilipitiya** areas respectively.



Other

- Price of **Potatoes (local)** **decreased** in both **Pettah** and **Dambulla** markets due to **favourable supply conditions** from **Nuwara Eliya** area.



Wholesale and Retail Prices of Selected Food Commodities - 2018/04/27

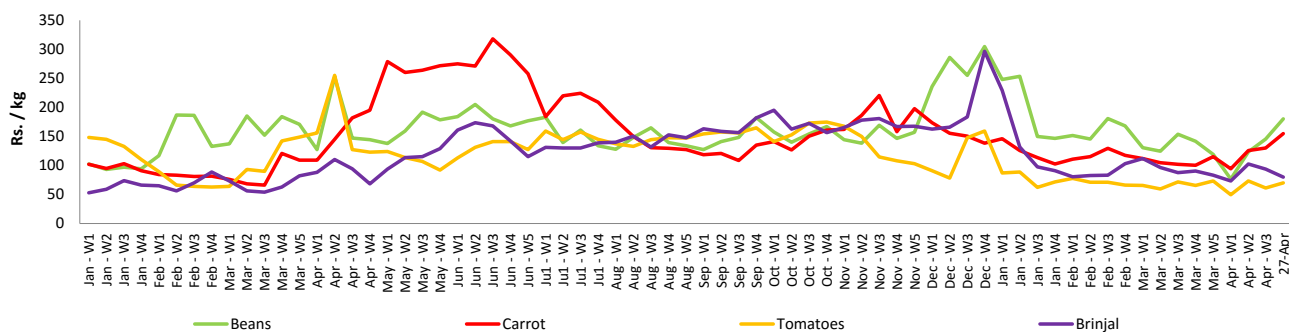
Vegetables

Item	Unit	Wholesale				Retail			
		Pettah		Dambulla		Pettah		Dambulla	
		Previous Week	Today	Previous Week	Today	Previous Week	Today	Previous Week	Today
Beans	Rs./Kg	106.00	136.00	58.00	125.00	145.00	180.00	78.00	145.00
Carrot	Rs./Kg	94.00	106.00	91.00	73.00	130.00	155.00	111.00	98.00
Cabbage	Rs./Kg	52.00	38.00	29.00	23.00	82.00	80.00	50.00	43.00
Tomatoes	Rs./Kg	32.00	34.00	19.00	23.00	61.00	70.00	39.00	43.00
Brinjal	Rs./Kg	59.00	48.00	33.00	25.00	93.00	80.00	53.00	45.00
Pumpkin	Rs./Kg	30.00	28.00	16.00	13.00	52.00	48.00	36.00	33.00
Snake gourd	Rs./Kg	72.00	90.00	31.00	38.00	106.00	127.00	51.00	58.00

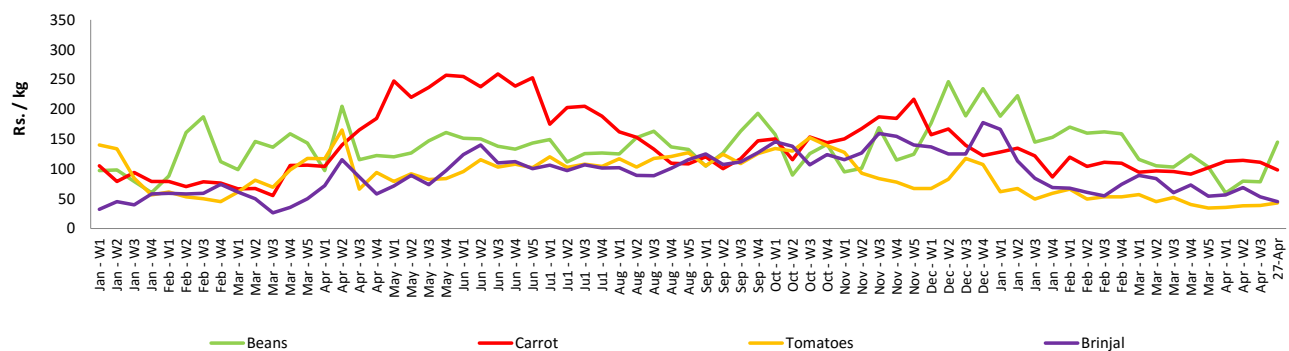
- Price increased by more than 5% compared to previous week average price.
- Price decreased by more than 5% compared to previous week average price.

Retail Prices

Pettah



Dambulla



Wholesale and Retail Prices of Selected Food Commodities - 2018/04/27

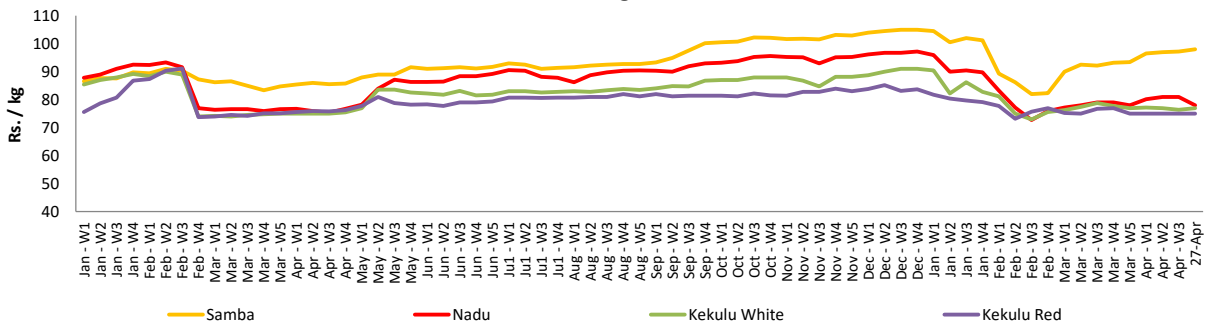
Rice

Item	Unit	Wholesale				Retail	
		Maradagahamula		Pettah		Pettah	
		Previous Week	Today	Previous Week	Today	Previous Week	Today
Samba	Rs./Kg	97.00	98.00	102.00	104.00	108.00	110.00
Nadu	Rs./Kg	81.00	78.00	77.00	78.00	85.00	85.00
Kekulu White	Rs./Kg	76.00	77.00	76.00	78.00	83.00	85.00
Kekulu Red	Rs./Kg	75.00	75.00	75.00	74.00	80.00	80.00

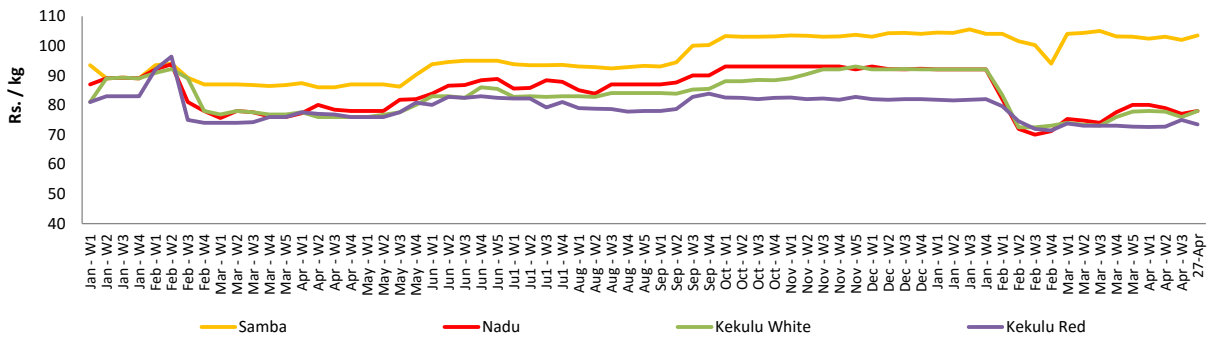
- Price increased by more than 5% compared to previous week average price.
- Price decreased by more than 5% compared to previous week average price.

Wholesale Prices

Marandagahamula

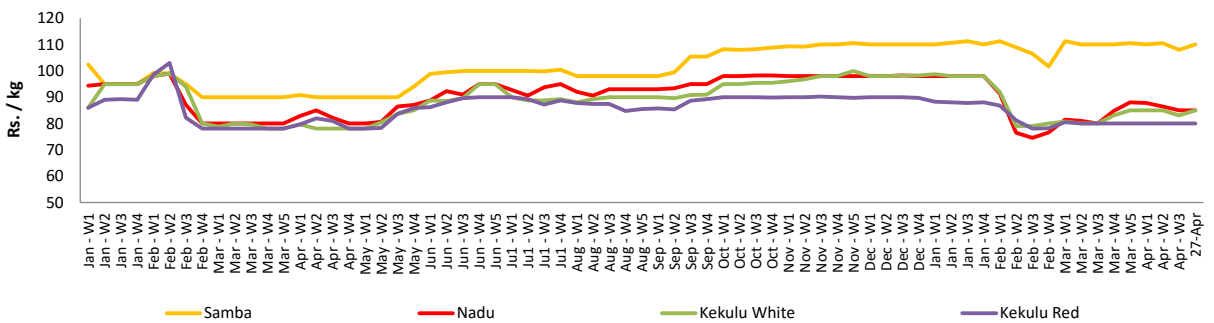


Pettah



Retail Prices

Pettah



Wholesale and Retail Prices of Selected Food Commodities - 2018/04/27

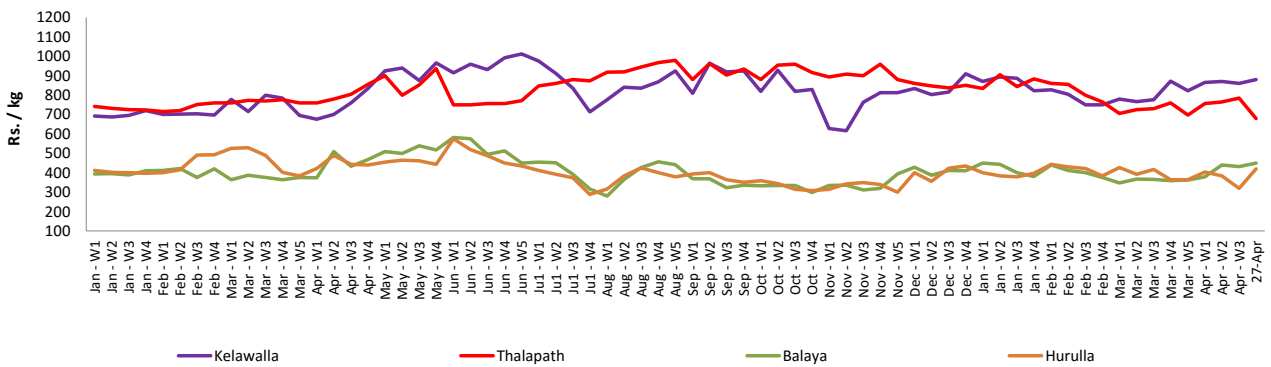
Fish

Item	Unit	Wholesale				Retail			
		Peliyagoda		Negombo		Peliyagoda		Negombo	
		Previous Week	Today	Previous Week	Today	Previous Week	Today	Previous Week	Today
Kelawalla	Rs./Kg	503.00	530.00	504.00	600.00	860.00	880.00	736.00	880.00
Thalapath	Rs./Kg	610.00	520.00	714.00	720.00	784.00	680.00	890.00	950.00
Balaya	Rs./Kg	333.00	350.00	222.00	220.00	433.00	450.00	356.00	440.00
Paraw	Rs./Kg	438.00	530.00	468.00	600.00	745.00	920.00	658.00	900.00
Salaya	Rs./Kg	138.00	100.00	88.00	160.00	184.00	140.00	166.00	260.00
Hurulla	Rs./Kg	220.00	320.00	180.00	330.00	320.00	420.00	260.00	430.00

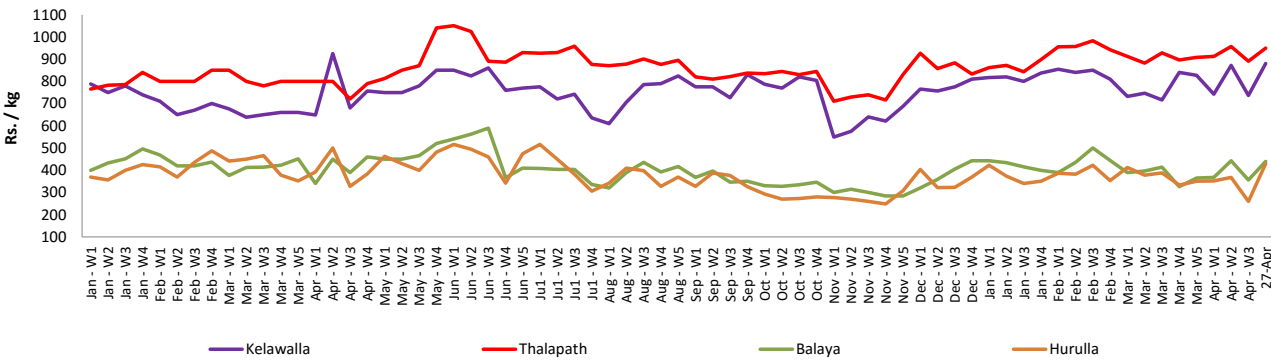
- Price increased by more than 5% compared to previous week average price.
- Price decreased by more than 5% compared to previous week average price.

Retail Prices

Peliyagoda



Negombo



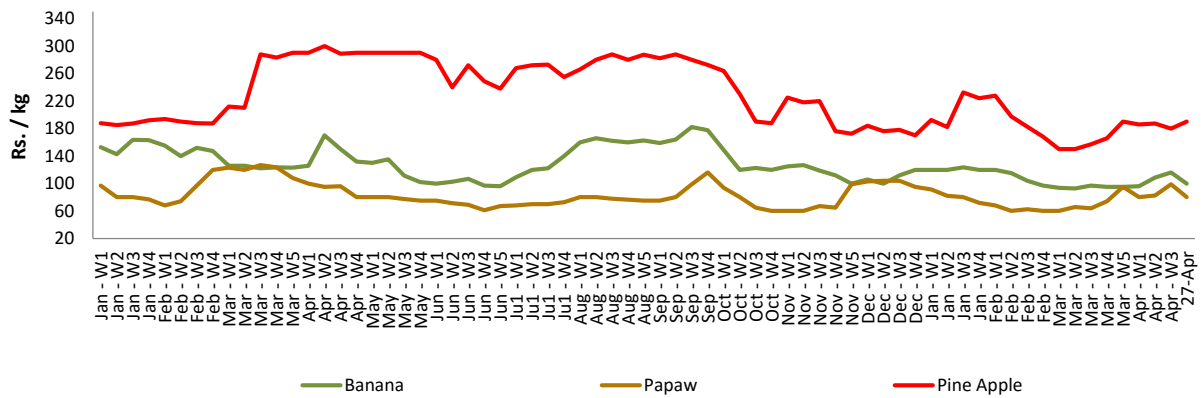
Wholesale and Retail Prices of Selected Food Commodities - 2018/04/27

Fruits

Item	Unit	Wholesale		Retail	
		Pettah			
		Previous Week	Today	Previous Week	Today
Banana (Sour)	Rs./Kg	84.00	75.00	116.00	100.00
Papaw	Rs./Kg	72.00	50.00	99.00	80.00
Pineapple	Rs./Kg	142.00	140.00	180.00	190.00

- Price increased by more than 5% compared to previous week average price.
- Price decreased by more than 5% compared to previous week average price.

Retail - Pettah



Wholesale and Retail Prices of Selected Food Commodities - 2018/04/27

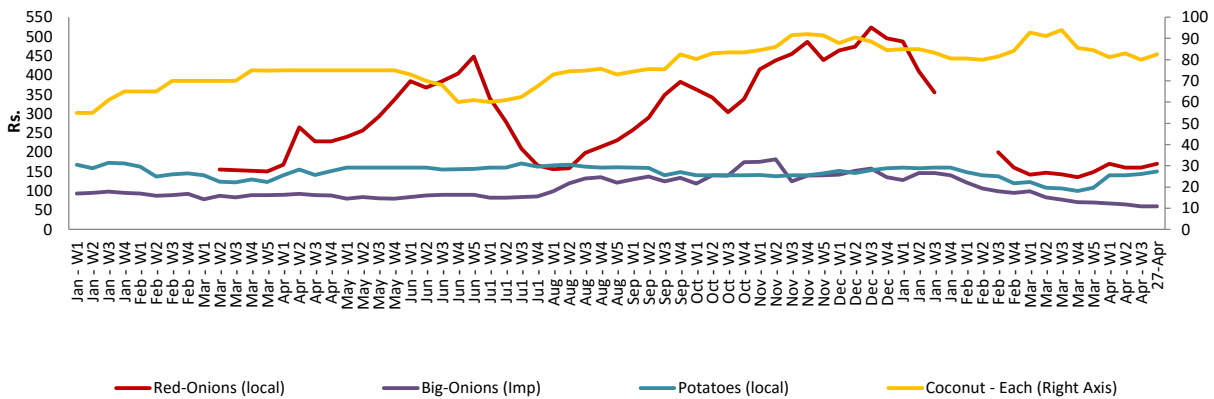
Other

Item	Unit	Wholesale				Retail			
		Pettah		Dambulla		Pettah		Dambulla	
		Previous Week	Today	Previous Week	Today	Previous Week	Today	Previous Week	Today
Red-Onions (local)	Rs./Kg	125.00	117.00	111.00	118.00	160.00	170.00	123.00	128.00
Red-Onions (Imp)	Rs./Kg	124.00	125.00	100.00	123.00	153.00	150.00	114.00	133.00
Big-Onions (local)	Rs./Kg	n.a.	n.a.	n.a.	n.a.	n.a.	n.a.	n.a.	n.a.
Big-Onions (Imp)	Rs./Kg	41.00	40.00	43.00	38.00	60.00	60.00	53.00	48.00
Potatoes (local)	Rs./Kg	114.00	106.00	101.00	98.00	144.00	150.00	111.00	108.00
Potatoes (Imp)	Rs./Kg	70.00	70.00			91.00	88.00		
Dried Chillies (Imp)	Rs./Kg	260.00	255.00	255.00	253.00	300.00	295.00	268.00	263.00
Coconut	Rs./Nut	69.00	75.00	69.00	68.00	80.00	83.00	74.00	74.00
Coconut oil	Rs./Ltr	360.00	360.00			400.00	390.00		
Dhal	Rs./Kg	105.00	105.00			120.00	120.00		
Sugar	Rs./Kg	98.00	98.00			110.00	110.00		
Eggs	Rs./Each	11.00	11.00			12.00	12.00		
Katta	Rs./Kg	800.00	800.00			850.00	850.00		
Sprats	Rs./Kg	550.00	500.00			620.00	550.00		

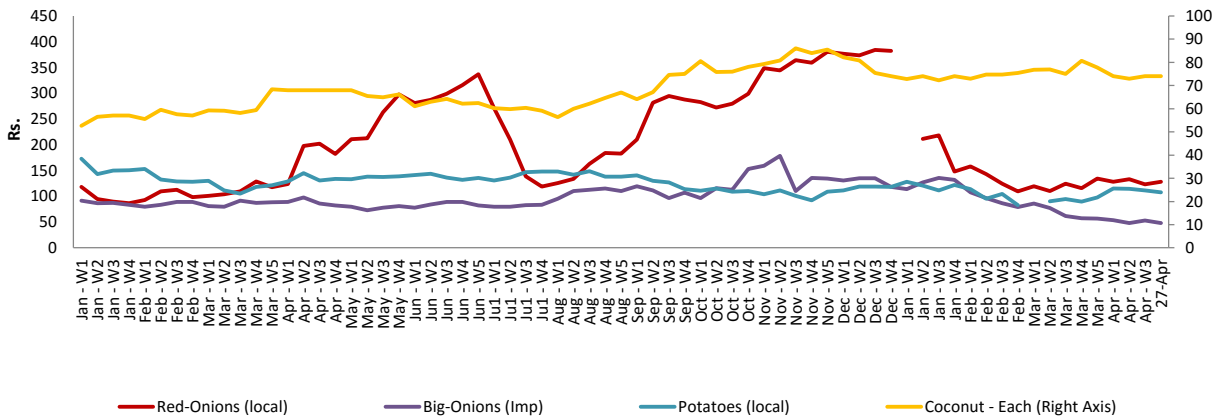
- Price increased by more than 5% compared to previous week average price.
- Price decreased by more than 5% compared to previous week average price.

Retail Prices

Pettah



Dambulla



* Prices of food commodities may vary due to quality and markets among other factors.