

Daily Price Report

A Summary of Price Developments - 25 April 2018



Vegetables

- Prices of most varieties of **vegetables increased** in both **Pettah** and **Dambulla** markets due to **low level of supply**.



Fish

- Prices of most varieties of **fish increased** in both **Negombo** and **Peliyagoda** markets in response to **higher level of demand** due to **upcoming holidays**.



Fruits

- Prices of **Papaw** and **Banana (sour)** **decreased** in **Pettah** market due to **favourable supply conditions** from **Vavunia** and **Embilipitiya** areas respectively.



Other

- Price of **Potatoes (local)** **decreased** in both **Pettah** and **Dambulla** markets due to **favourable supply conditions** from **Nuwara Eliya** area.



Wholesale and Retail Prices of Selected Food Commodities - 2018/04/25

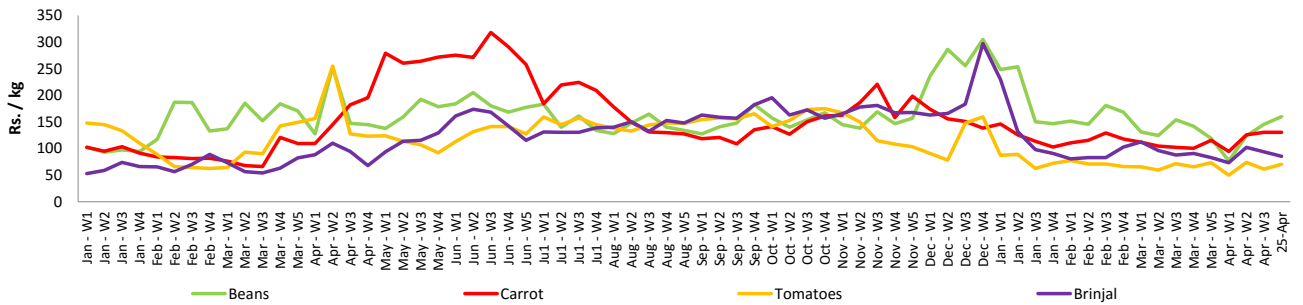
Vegetables

Item	Unit	Wholesale				Retail			
		Pettah		Dambulla		Pettah		Dambulla	
		Previous 5 Days Average	Today	Previous 5 Days Average	Today	Previous 5 Days Average	Today	Previous 5 Days Average	Today
Beans	Rs./Kg	97.00	130.00	74.00	95.00	129.00	160.00	94.00	115.00
Carrot	Rs./Kg	94.00	100.00	87.00	98.00	127.00	130.00	107.00	118.00
Cabbage	Rs./Kg	42.00	40.00	30.00	28.00	70.00	70.00	50.00	48.00
Tomatoes	Rs./Kg	29.00	38.00	15.00	23.00	58.00	70.00	35.00	43.00
Brinjal	Rs./Kg	47.00	55.00	27.00	33.00	79.00	85.00	47.00	53.00
Pumpkin	Rs./Kg	29.00	28.00	17.00	13.00	50.00	50.00	37.00	33.00
Snake gourd	Rs./Kg	61.00	65.00	27.00	43.00	90.00	100.00	47.00	63.00

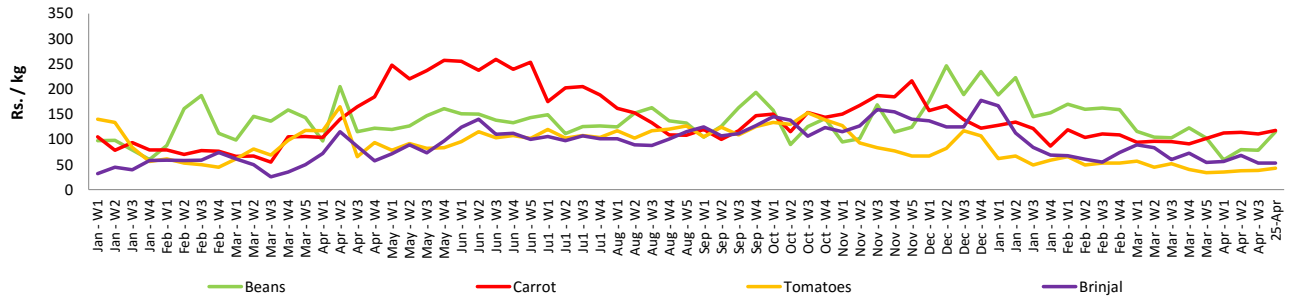
- Price increased by more than 5% compared to previous week average price.
- Price decreased by more than 5% compared to previous week average price.

Retail Prices

Pettah



Dambulla



Wholesale and Retail Prices of Selected Food Commodities - 2018/04/25

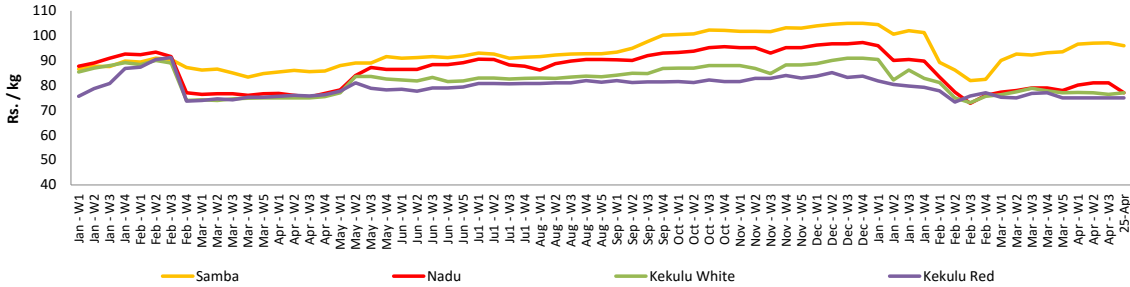
Rice

Item	Unit	Wholesale				Retail	
		Maradaghamula		Pettah		Pettah	
		Previous 5 Days Average	Today	Previous 5 Days Average	Today	Previous 5 Days Average	Today
Samba	Rs./Kg	96.00	96.00	102.00	102.00	109.00	110.00
Nadu	Rs./Kg	80.00	77.00	78.00	78.00	86.00	85.00
Kekulu White	Rs./Kg	77.00	77.00	77.00	78.00	84.00	85.00
Kekulu Red	Rs./Kg	75.00	75.00	74.00	72.00	80.00	80.00

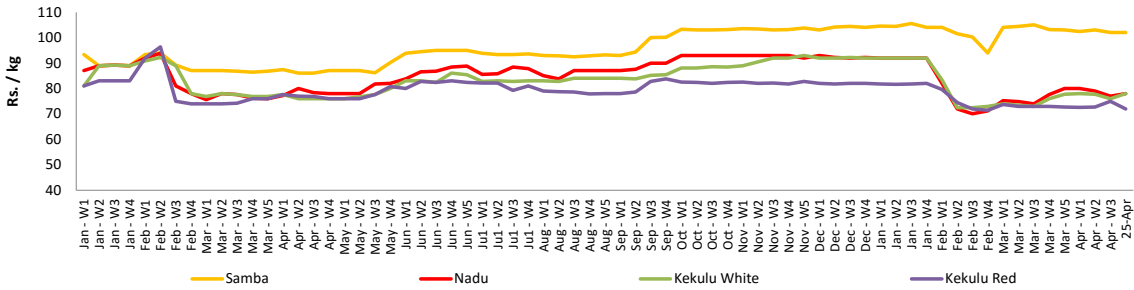
- Price increased by more than 5% compared to previous week average price.
- Price decreased by more than 5% compared to previous week average price.

Wholesale Prices

Marandaghamula

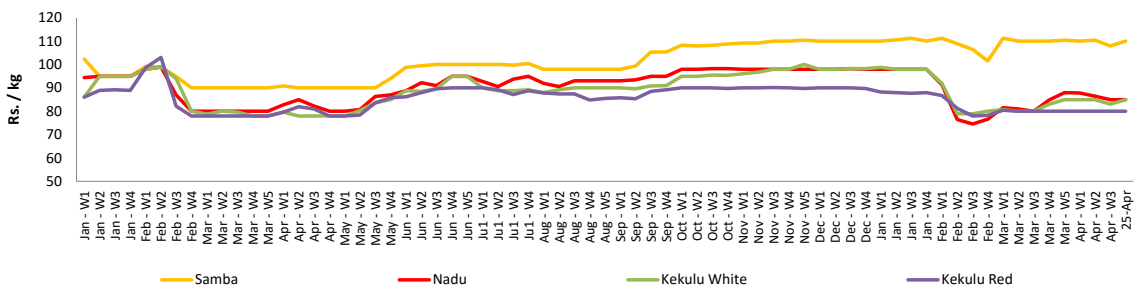


Pettah



Retail Prices

Pettah



Wholesale and Retail Prices of Selected Food Commodities - 2018/04/25

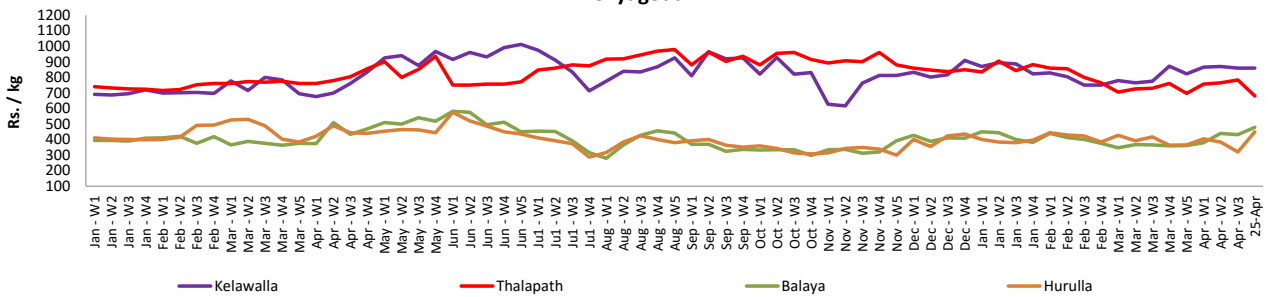
Fish

Item	Unit	Wholesale				Retail			
		Peliyagoda		Negombo		Peliyagoda		Negombo	
		Previous 5 Days Average	Today	Previous 5 Days Average	Today	Previous 5 Days Average	Today	Previous 5 Days Average	Today
Kelawalla	Rs./Kg	502.00	500.00	512.00	600.00	860.00	860.00	712.00	880.00
Thalapath	Rs./Kg	582.00	520.00	724.00	720.00	756.00	680.00	876.00	950.00
Balaya	Rs./Kg	336.00	380.00	200.00	270.00	436.00	480.00	320.00	450.00
Paraw	Rs./Kg	460.00	550.00	456.00	540.00	804.00	950.00	646.00	800.00
Salaya	Rs./Kg	122.00	100.00	100.00	140.00	164.00	140.00	168.00	220.00
Hurulla	Rs./Kg	255.00	350.00	198.00	330.00	355.00	450.00	274.00	430.00

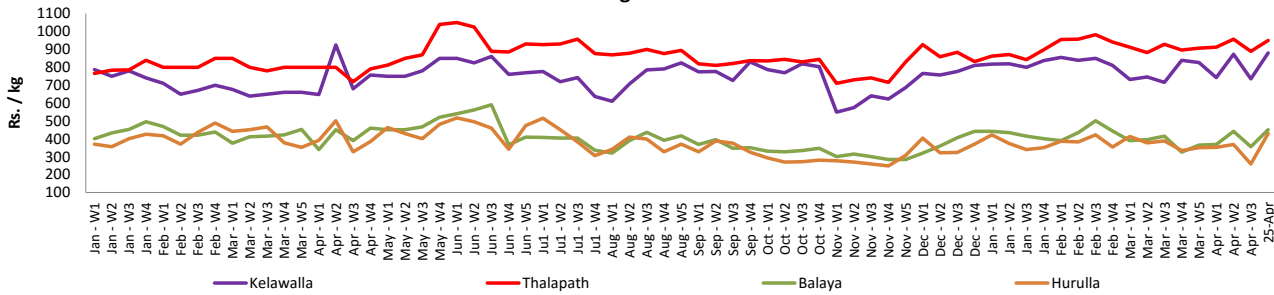
- Price increased by more than 5% compared to previous week average price.
- Price decreased by more than 5% compared to previous week average price.

Retail Prices

Peliyagoda



Negombo



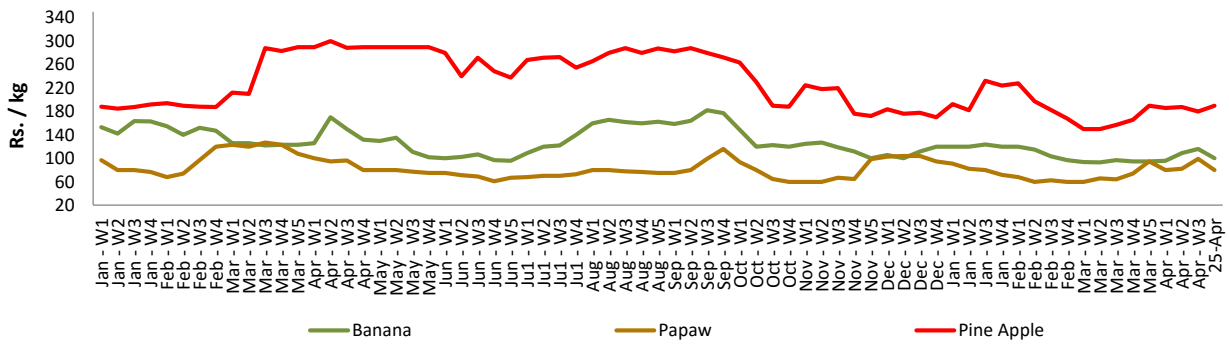
Wholesale and Retail Prices of Selected Food Commodities - 2018/04/25

Fruits

Item	Unit	Wholesale		Retail	
		Pettah			
		Previous 5 Days Average	Today	Previous 5 Days Average	Today
Banana (Sour)	Rs./Kg	81.00	70.00	110.00	100.00
Papaw	Rs./Kg	66.00	50.00	93.00	80.00
Pineapple	Rs./Kg	142.00	140.00	182.00	190.00

- Price increased by more than 5% compared to previous week average price.
- Price decreased by more than 5% compared to previous week average price.

Retail - Pettah



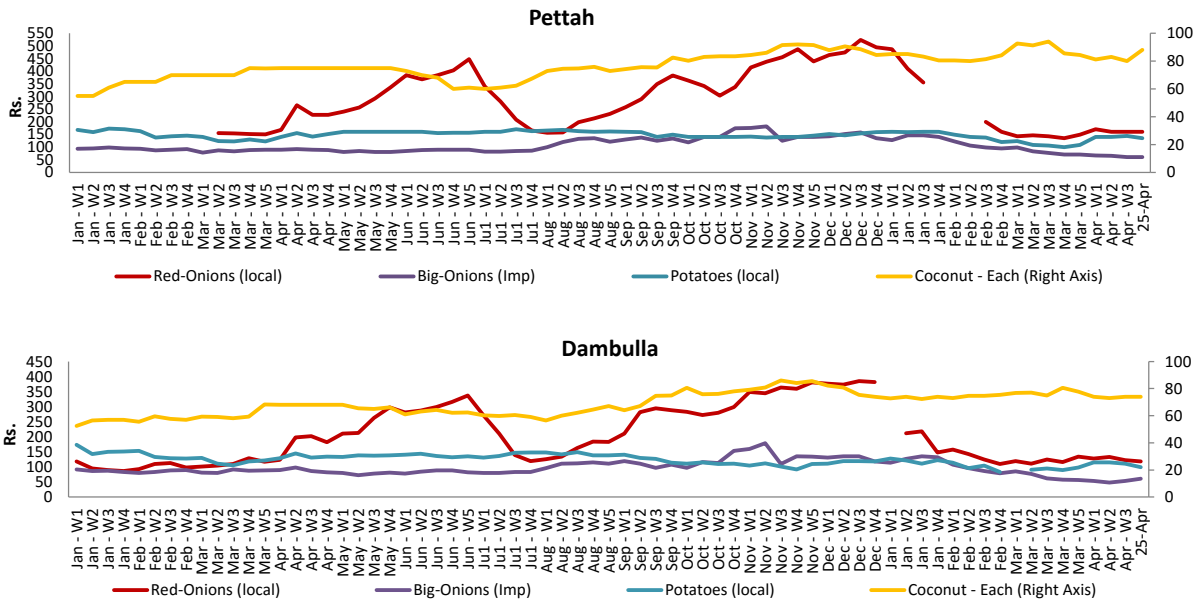
Wholesale and Retail Prices of Selected Food Commodities - 2018/04/25

Other

Item	Unit	Wholesale				Retail			
		Pettah		Dambulla		Pettah		Dambulla	
		Previous 5 Days Average	Today	Previous 5 Days Average	Today	Previous 5 Days Average	Today	Previous 5 Days Average	Today
Red-Onions (local)	Rs./Kg	125.00	130.00	107.00	108.00	160.00	160.00	119.00	118.00
Red-Onions (Imp)	Rs./Kg	123.00	130.00	109.00	118.00	149.00	160.00	122.00	128.00
Big-Onions (local)	Rs./Kg	n.a.	n.a.	n.a.	n.a.	n.a.	n.a.	n.a.	n.a.
Big-Onions (Imp)	Rs./Kg	41.00	40.00	41.00	41.00	60.00	60.00	51.00	61.00
Potatoes (local)	Rs./Kg	113.00	105.00	99.00	89.00	143.00	135.00	109.00	99.00
Potatoes (Imp)	Rs./Kg	71.00	72.00			91.00	85.00		
Dried Chillies (Imp)	Rs./Kg	260.00	260.00	257.00	258.00	299.00	300.00	268.00	268.00
Coconut	Rs./Nut	71.00	80.00	67.00	68.00	82.00	88.00	73.00	74.00
Coconut oil	Rs./Ltr	360.00	360.00			395.00	390.00		
Dhal	Rs./Kg	105.00	105.00			120.00	120.00		
Sugar	Rs./Kg	98.00	98.00			110.00	110.00		
Eggs	Rs./Each	11.00	11.00			12.00	12.00		
Katta	Rs./Kg	800.00	800.00			850.00	850.00		
Sprats	Rs./Kg	530.00	500.00			592.00	550.00		

- Price increased by more than 5% compared to previous week average price.
- Price decreased by more than 5% compared to previous week average price.

Retail Prices



* Prices of food commodities may vary due to quality and markets among other factors.