

# Daily Price Report

---

A Summary of Price Developments - 24 April 2018

---



## Vegetables

- Prices of most varieties of **vegetables demonstrated mixed movements** in both **Pettah** and **Dambulla** markets.



## Fish

- Prices of most varieties of **fish increased** in both **Negombo** and **Peliyagoda** markets due to **low level of fishing activities** resulted by the **upcoming Vesak festival**.



## Fruits

- Prices of **Papaw** and **Banana (sour)** **decreased** in **Pettah** market due to **favourable supply conditions** from **Vavunia** and **Embilipitiya** areas respectively.



# Wholesale and Retail Prices of Selected Food Commodities - 2018/04/24

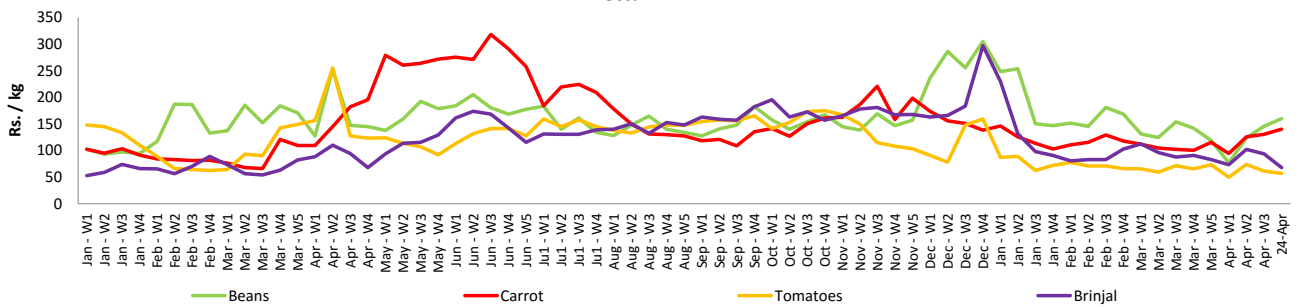
## Vegetables

Item	Unit	Wholesale				Retail			
		Pettah		Dambulla		Pettah		Dambulla	
		Previous 5 Days Average	Today	Previous 5 Days Average	Today	Previous 5 Days Average	Today	Previous 5 Days Average	Today
Beans	Rs./Kg	97.00	125.00	60.00	145.00	135.00	160.00	80.00	165.00
Carrot	Rs./Kg	93.00	107.00	84.00	108.00	127.00	140.00	104.00	128.00
Cabbage	Rs./Kg	48.00	36.00	30.00	28.00	76.00	65.00	51.00	48.00
Tomatoes	Rs./Kg	31.00	34.00	17.00	13.00	60.00	57.00	37.00	33.00
Brinjal	Rs./Kg	54.00	40.00	30.00	33.00	87.00	68.00	50.00	53.00
Pumpkin	Rs./Kg	29.00	27.00	17.00	13.00	51.00	50.00	37.00	33.00
Snake gourd	Rs./Kg	62.00	67.00	29.00	38.00	93.00	93.00	49.00	58.00

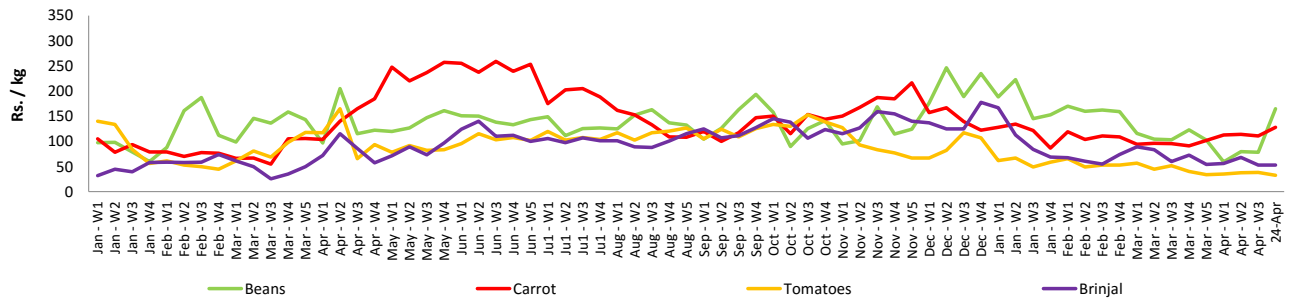
- Price increased by more than 5% compared to previous week average price.
- Price decreased by more than 5% compared to previous week average price.

### Retail Prices

#### Pettah



#### Dambulla



# Wholesale and Retail Prices of Selected Food Commodities - 2018/04/24

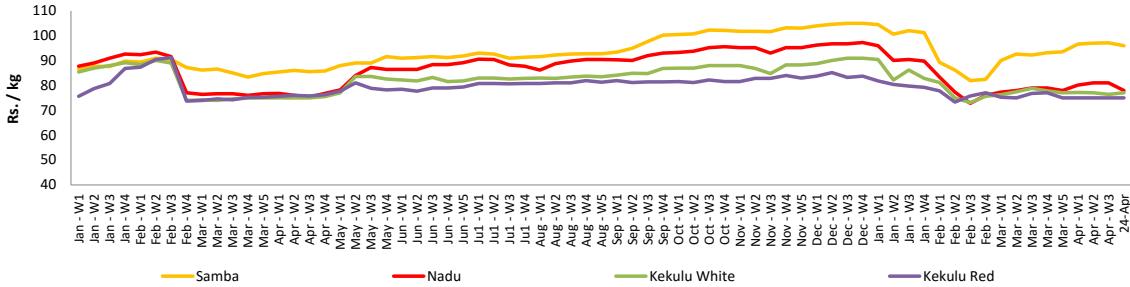
## Rice

Item	Unit	Wholesale				Retail	
		Maradaghamula		Pettah		Pettah	
		Previous 5 Days Average	Today	Previous 5 Days Average	Today	Previous 5 Days Average	Today
Samba	Rs./Kg	97.00	96.00	102.00	102.00	108.00	110.00
Nadu	Rs./Kg	80.00	78.00	78.00	78.00	86.00	85.00
Kekulu White	Rs./Kg	76.00	77.00	76.00	78.00	83.00	85.00
Kekulu Red	Rs./Kg	75.00	75.00	75.00	72.00	80.00	80.00

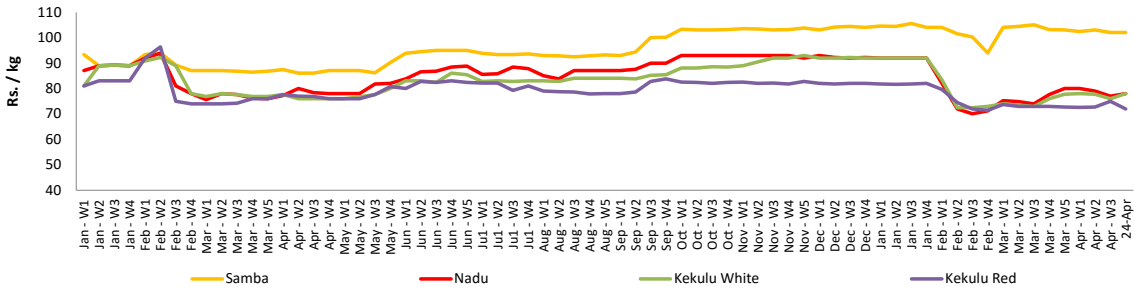
- Price increased by more than 5% compared to previous week average price.
- Price decreased by more than 5% compared to previous week average price.

### Wholesale Prices

#### Marandaghamula

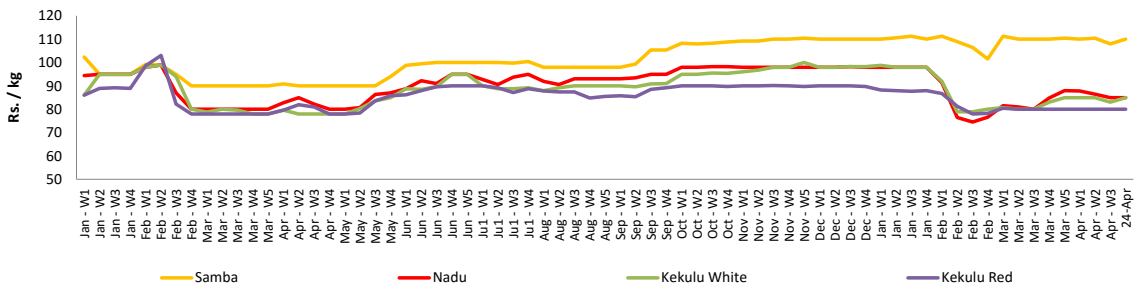


#### Pettah



### Retail Prices

#### Pettah



# Wholesale and Retail Prices of Selected Food Commodities - 2018/04/24

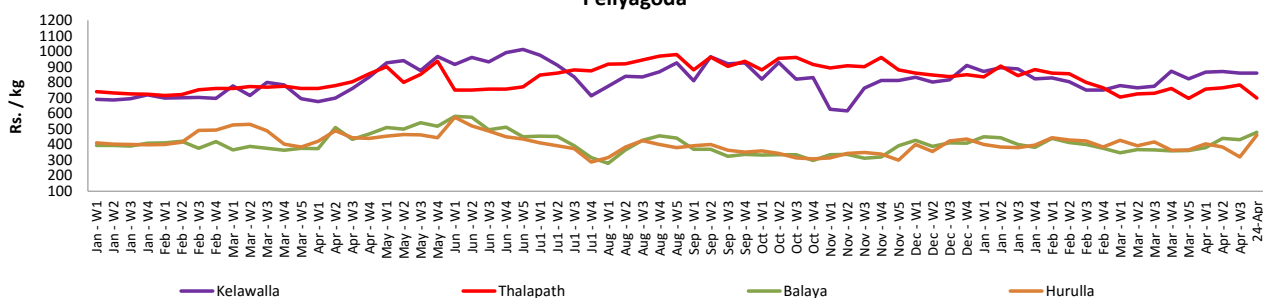
## Fish

Item	Unit	Wholesale				Retail			
		Peliyagoda		Negombo		Peliyagoda		Negombo	
		Previous 5 Days Average	Today	Previous 5 Days Average	Today	Previous 5 Days Average	Today	Previous 5 Days Average	Today
Kelawalla	Rs./Kg	503.00	500.00	490.00	530.00	860.00	860.00	702.00	730.00
Thalapath	Rs./Kg	592.00	550.00	712.00	760.00	772.00	700.00	876.00	900.00
Balaya	Rs./Kg	325.00	380.00	196.00	200.00	425.00	480.00	316.00	320.00
Paraw	Rs./Kg	450.00	500.00	462.00	470.00	776.00	900.00	652.00	650.00
Salaya	Rs./Kg	132.00	100.00	92.00	120.00	176.00	140.00	162.00	180.00
Hurulla	Rs./Kg	220.00	360.00	178.00	240.00	320.00	460.00	254.00	320.00

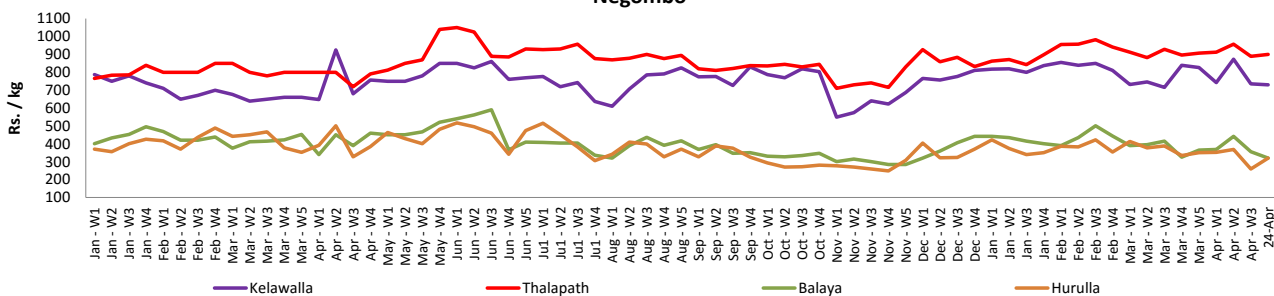
- Price increased by more than 5% compared to previous week average price.
- Price decreased by more than 5% compared to previous week average price.

### Retail Prices

#### Peliyagoda



#### Negombo



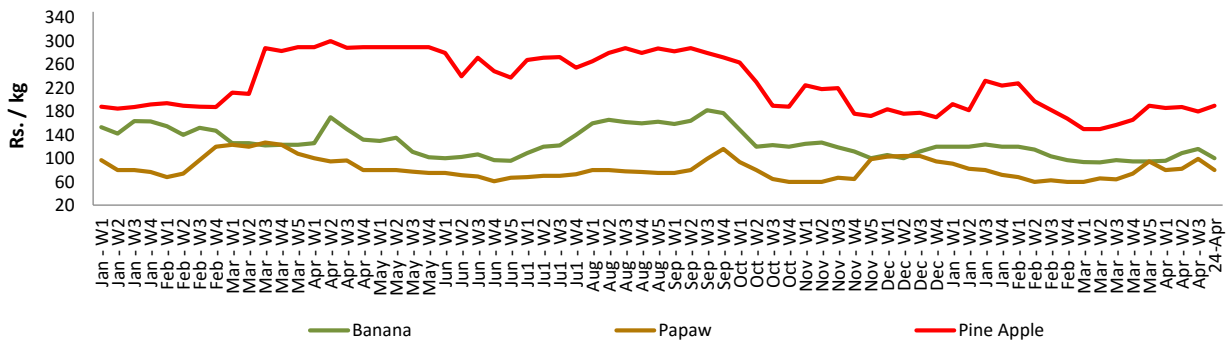
# Wholesale and Retail Prices of Selected Food Commodities - 2018/04/24

## Fruits

Item	Unit	Wholesale		Retail	
		Pettah			
		Previous 5 Days Average	Today	Previous 5 Days Average	Today
Banana (Sour)	Rs./Kg	83.00	70.00	114.00	100.00
Papaw	Rs./Kg	70.00	50.00	98.00	80.00
Pineapple	Rs./Kg	142.00	140.00	180.00	190.00

- Price increased by more than 5% compared to previous week average price.
- Price decreased by more than 5% compared to previous week average price.

Retail - Pettah



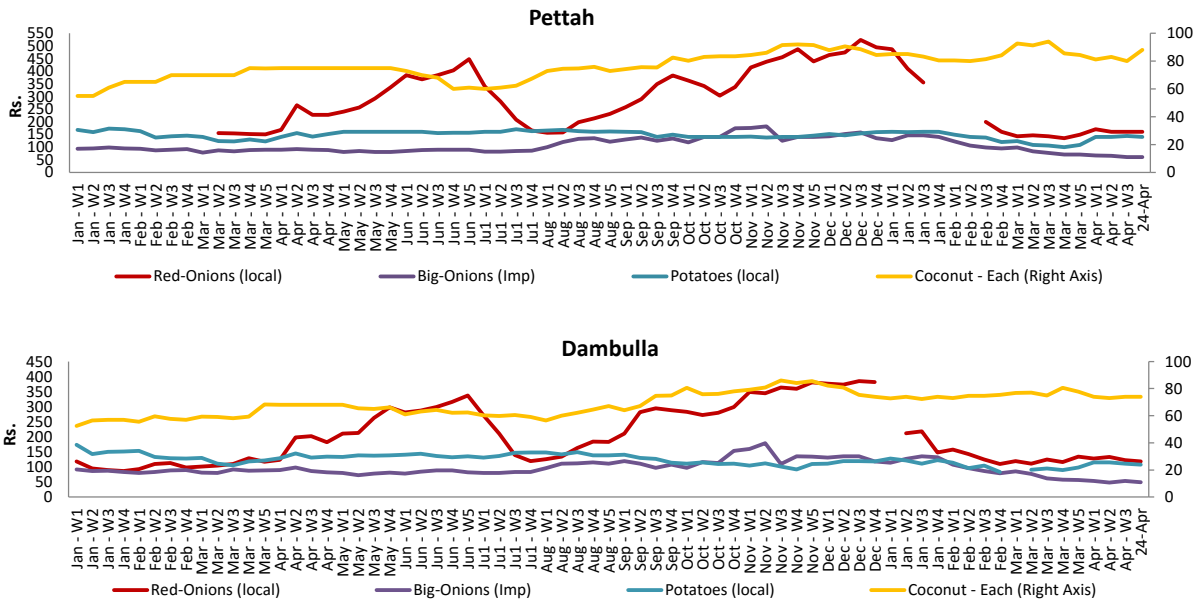
# Wholesale and Retail Prices of Selected Food Commodities - 2018/04/24

## Other

Item	Unit	Wholesale				Retail			
		Pettah		Dambulla		Pettah		Dambulla	
		Previous 5 Days Average	Today	Previous 5 Days Average	Today	Previous 5 Days Average	Today	Previous 5 Days Average	Today
Red-Onions (local)	Rs./Kg	125.00	125.00	105.00	105.00	160.00	160.00	117.00	118.00
Red-Onions (Imp)	Rs./Kg	124.00	125.00	105.00	115.00	153.00	160.00	118.00	128.00
Big-Onions (local)	Rs./Kg	n.a.	n.a.	n.a.	n.a.	n.a.	n.a.	n.a.	n.a.
Big-Onions (Imp)	Rs./Kg	42.00	40.00	42.00	39.00	62.00	60.00	52.00	49.00
Potatoes (local)	Rs./Kg	114.00	105.00	99.00	98.00	144.00	140.00	109.00	108.00
Potatoes (Imp)	Rs./Kg	72.00	72.00			93.00	90.00		
Dried Chillies (Imp)	Rs./Kg	260.00	260.00	256.00	258.00	299.00	300.00	268.00	268.00
Coconut	Rs./Nut	69.00	80.00	67.00	68.00	80.00	88.00	73.00	74.00
Coconut oil	Rs./Ltr	360.00	360.00			397.00	390.00		
Dhal	Rs./Kg	105.00	105.00			120.00	120.00		
Sugar	Rs./Kg	98.00	98.00			110.00	110.00		
Eggs	Rs./Each	11.00	11.00			12.00	12.00		
Katta	Rs./Kg	800.00	800.00			850.00	850.00		
Sprats	Rs./Kg	540.00	500.00			606.00	550.00		

- Price increased by more than 5% compared to previous week average price.
- Price decreased by more than 5% compared to previous week average price.

### Retail Prices



\* Prices of food commodities may vary due to quality and markets among other factors.