

# Daily Price Report

A Summary of Price Developments - 23 April 2018



## Vegetables

- Prices of most varieties of **vegetables decreased** in both **Pettah** and **Dambulla** markets due to **high level of supply being received from Northern Province**.



## Fish

- Prices of most varieties of **fish demonstrated mixed movements** in both **Negombo** and **Peliyagoda** markets.



## Fruits

- Prices of **Papaw decreased** in **Pettah** market due to **favourable supply conditions** from **Chilaw** area.



## Other

- Price of **Coconut decreased** in **Dambulla** market due to **favourable supply conditions** from **Kurunegala** and **Melsiripura** areas.



# Wholesale and Retail Prices of Selected Food Commodities - 2018/04/23

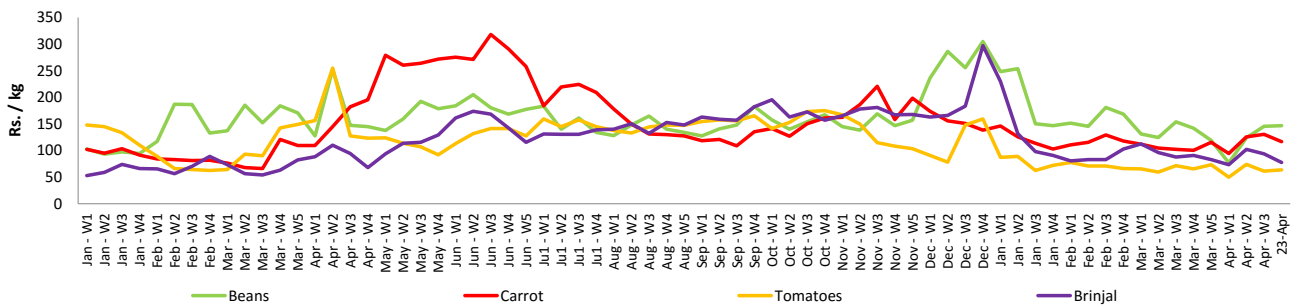
## Vegetables

Item	Unit	Wholesale				Retail			
		Pettah		Dambulla		Pettah		Dambulla	
		Previous 5 Days Average	Today	Previous 5 Days Average	Today	Previous 5 Days Average	Today	Previous 5 Days Average	Today
Beans	Rs./Kg	106.00	115.00	58.00	95.00	145.00	147.00	78.00	115.00
Carrot	Rs./Kg	94.00	93.00	91.00	65.00	130.00	117.00	111.00	85.00
Cabbage	Rs./Kg	52.00	28.00	29.00	28.00	82.00	47.00	50.00	48.00
Tomatoes	Rs./Kg	32.00	34.00	19.00	13.00	61.00	63.00	39.00	33.00
Brinjal	Rs./Kg	59.00	43.00	33.00	25.00	93.00	78.00	53.00	45.00
Pumpkin	Rs./Kg	30.00	25.00	16.00	23.00	52.00	50.00	36.00	43.00
Snake gourd	Rs./Kg	72.00	53.00	31.00	25.00	106.00	80.00	51.00	45.00

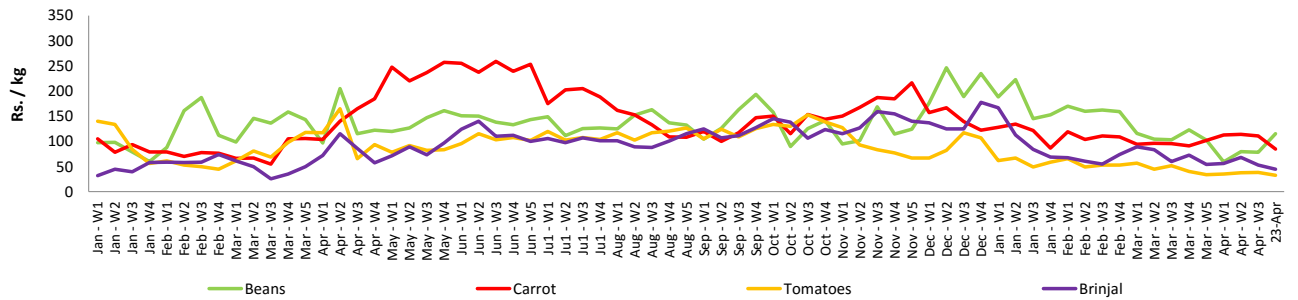
- Price increased by more than 5% compared to previous week average price.
- Price decreased by more than 5% compared to previous week average price.

### Retail Prices

#### Pettah



#### Dambulla



# Wholesale and Retail Prices of Selected Food Commodities - 2018/04/23

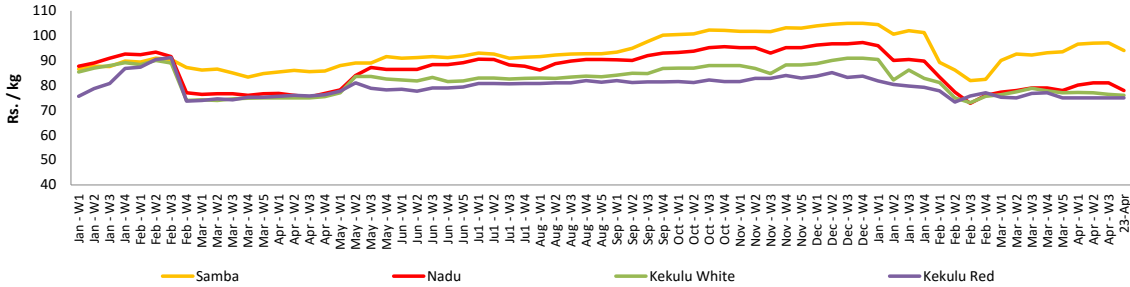
## Rice

Item	Unit	Wholesale				Retail	
		Maradaghamula		Pettah		Pettah	
		Previous 5 Days Average	Today	Previous 5 Days Average	Today	Previous 5 Days Average	Today
Samba	Rs./Kg	97.00	94.00	102.00	102.00	108.00	110.00
Nadu	Rs./Kg	81.00	78.00	77.00	80.00	85.00	88.00
Kekulu White	Rs./Kg	76.00	76.00	76.00	78.00	83.00	85.00
Kekulu Red	Rs./Kg	75.00	75.00	75.00	73.00	80.00	80.00

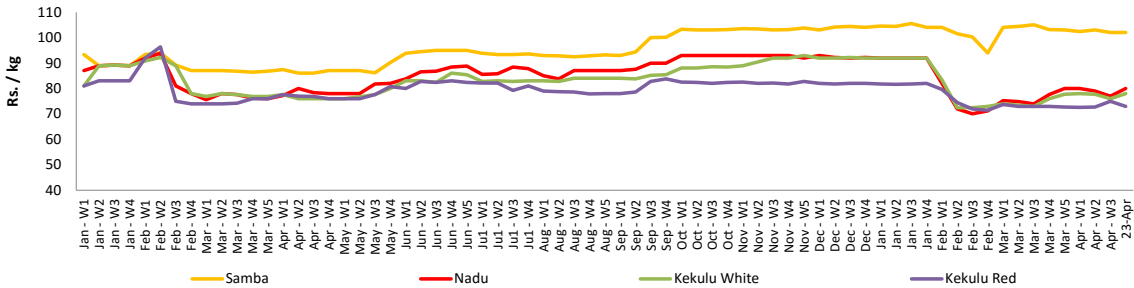
- Price increased by more than 5% compared to previous week average price.
- Price decreased by more than 5% compared to previous week average price.

### Wholesale Prices

#### Marandaghamula

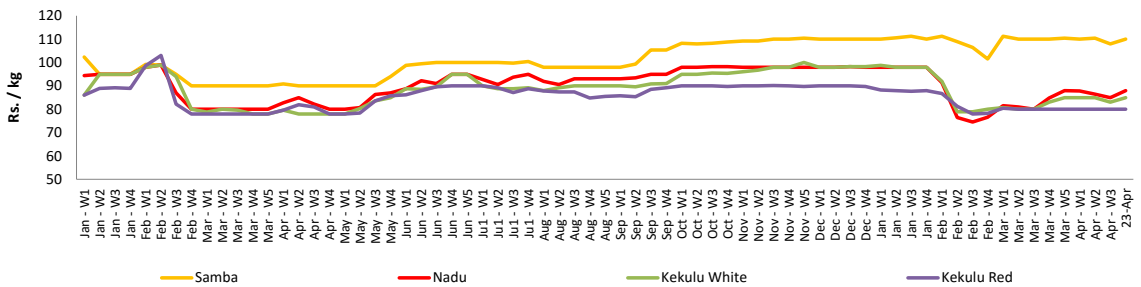


#### Pettah



### Retail Prices

#### Pettah



# Wholesale and Retail Prices of Selected Food Commodities - 2018/04/23

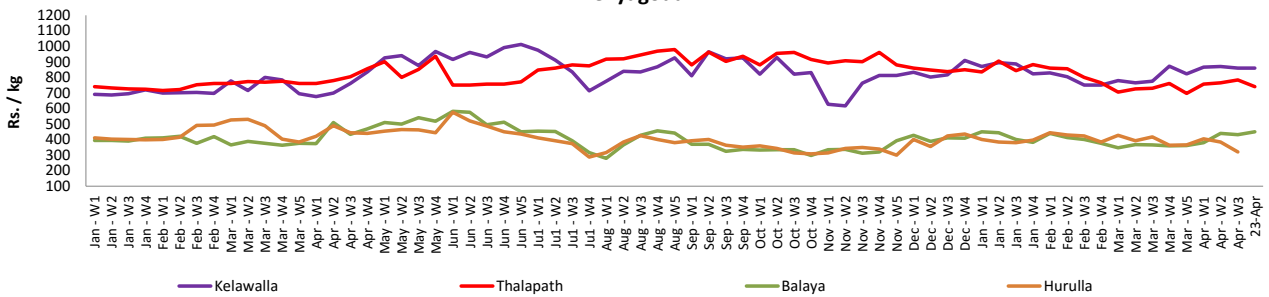
## Fish

Item	Unit	Wholesale				Retail			
		Peliyagoda		Negombo		Peliyagoda		Negombo	
		Previous 5 Days Average	Today	Previous 5 Days Average	Today	Previous 5 Days Average	Today	Previous 5 Days Average	Today
Kelawalla	Rs./Kg	503.00	500.00	504.00	530.00	860.00	860.00	736.00	730.00
Thalapath	Rs./Kg	610.00	560.00	714.00	760.00	784.00	740.00	890.00	900.00
Balaya	Rs./Kg	333.00	350.00	222.00	200.00	433.00	450.00	356.00	320.00
Paraw	Rs./Kg	438.00	500.00	468.00	470.00	745.00	900.00	658.00	650.00
Salaya	Rs./Kg	138.00	120.00	88.00	120.00	184.00	160.00	166.00	180.00
Hurulla	Rs./Kg	220.00	n.a.	180.00	240.00	320.00	n.a.	260.00	320.00

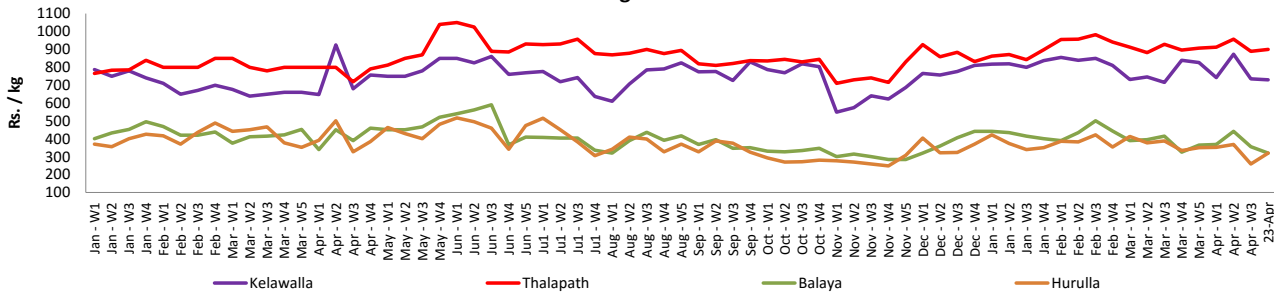
- Price increased by more than 5% compared to previous week average price.
- Price decreased by more than 5% compared to previous week average price.

### Retail Prices

#### Peliyagoda



#### Negombo



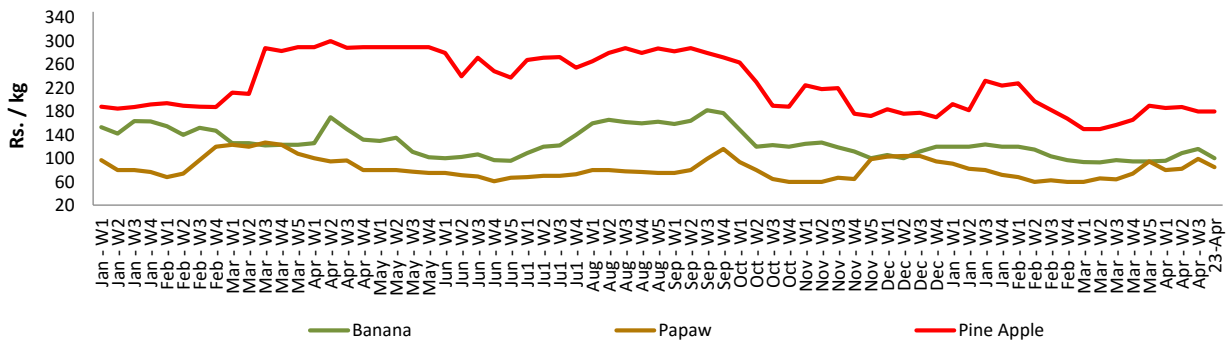
# Wholesale and Retail Prices of Selected Food Commodities - 2018/04/23

## Fruits

Item	Unit	Wholesale		Retail	
		Pettah			
		Previous 5 Days Average	Today	Previous 5 Days Average	Today
Banana (Sour)	Rs./Kg	84.00	75.00	116.00	100.00
Papaw	Rs./Kg	72.00	60.00	99.00	85.00
Pineapple	Rs./Kg	142.00	140.00	180.00	180.00

- Price increased by more than 5% compared to previous week average price.
- Price decreased by more than 5% compared to previous week average price.

Retail - Pettah



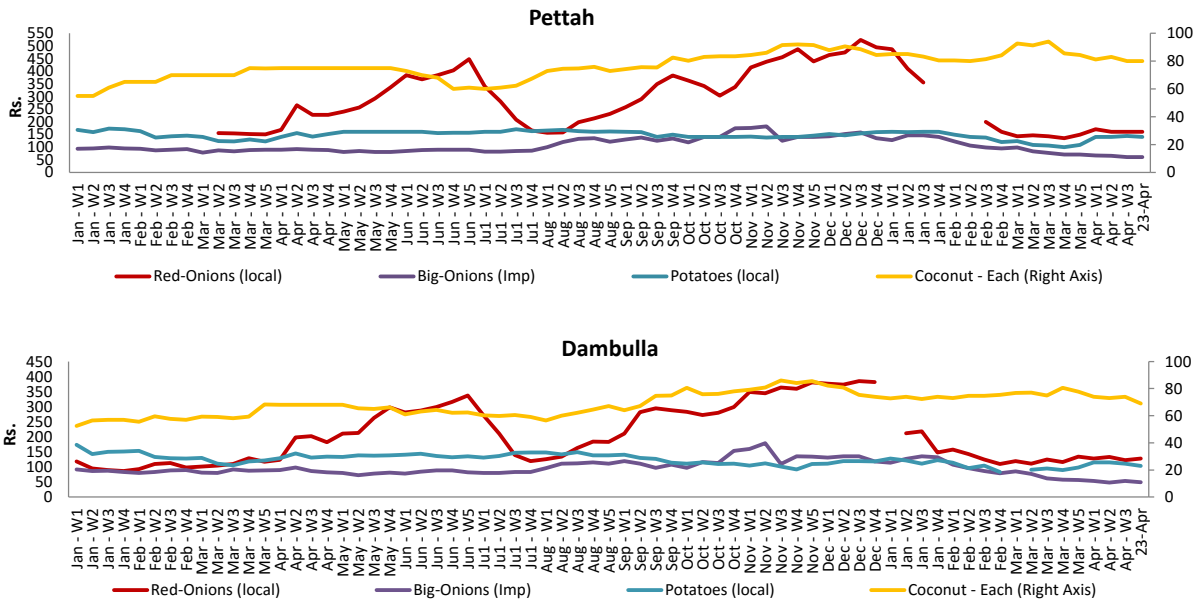
# Wholesale and Retail Prices of Selected Food Commodities - 2018/04/23

## Other

Item	Unit	Wholesale				Retail			
		Pettah		Dambulla		Pettah		Dambulla	
		Previous 5 Days Average	Today	Previous 5 Days Average	Today	Previous 5 Days Average	Today	Previous 5 Days Average	Today
Red-Onions (local)	Rs./Kg	125.00	125.00	111.00	118.00	160.00	160.00	123.00	128.00
Red-Onions (Imp)	Rs./Kg	124.00	130.00	100.00	128.00	153.00	160.00	114.00	138.00
Big-Onions (local)	Rs./Kg	n.a.	n.a.	n.a.	n.a.	n.a.	n.a.	n.a.	n.a.
Big-Onions (Imp)	Rs./Kg	41.00	42.00	43.00	39.00	60.00	60.00	53.00	49.00
Potatoes (local)	Rs./Kg	114.00	110.00	101.00	93.00	144.00	140.00	111.00	103.00
Potatoes (Imp)	Rs./Kg	70.00	74.00			91.00	90.00		
Dried Chillies (Imp)	Rs./Kg	260.00	260.00	255.00	258.00	300.00	295.00	268.00	268.00
Coconut	Rs./Nut	69.00	69.00	69.00	63.00	80.00	80.00	74.00	69.00
Coconut oil	Rs./Ltr	360.00	360.00			400.00	385.00		
Dhal	Rs./Kg	105.00	105.00			120.00	120.00		
Sugar	Rs./Kg	98.00	98.00			110.00	110.00		
Eggs	Rs./Each	11.00	11.00			12.00	12.00		
Katta	Rs./Kg	800.00	800.00			850.00	850.00		
Sprats	Rs./Kg	550.00	500.00			620.00	550.00		

- Price increased by more than 5% compared to previous week average price.
- Price decreased by more than 5% compared to previous week average price.

### Retail Prices



\* Prices of food commodities may vary due to quality and markets among other factors.