

# Daily Price Report

---

A Summary of Price Developments - 19 April 2018

---



## Vegetables

- Prices of most varieties of **vegetables decreased** in both **Pettah** and **Dambulla** markets due to **high level of supply being received from Northern Province.**



## Fish

- Prices of most varieties of **fish decreased** in both **Negombo** and **Peliyagoda** markets due to **favourable supply coupled with contracted demand following festive season.**



## Other

- Price of **Red Onion (imported) decreased** in both **Pettah** and **Dambulla** markets due to **high level of supply of several onion varieties.**



# Wholesale and Retail Prices of Selected Food Commodities - 2018/04/19

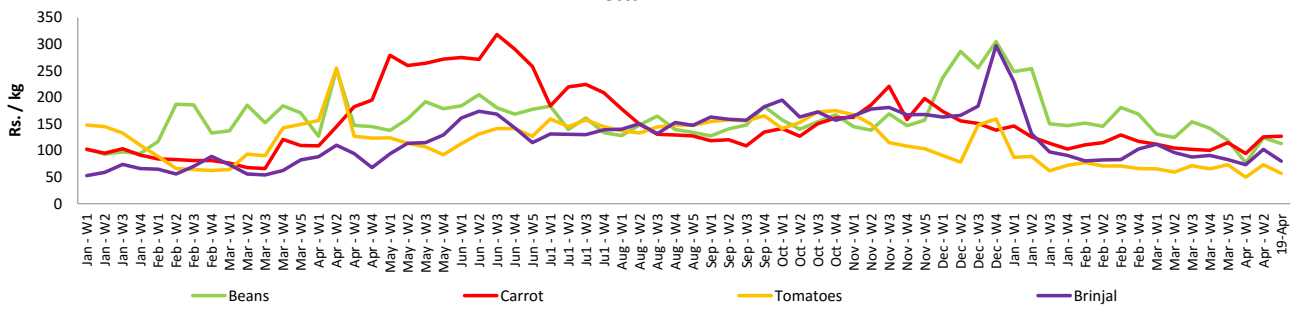
## Vegetables

Item	Unit	Wholesale				Retail			
		Pettah		Dambulla		Pettah		Dambulla	
		Previous 5 Days Average	Today	Previous 5 Days Average	Today	Previous 5 Days Average	Today	Previous 5 Days Average	Today
Beans	Rs./Kg	119.00	80.00	74.00	35.00	156.00	113.00	96.00	55.00
Carrot	Rs./Kg	101.00	90.00	100.00	88.00	135.00	127.00	121.00	108.00
Cabbage	Rs./Kg	46.00	43.00	28.00	28.00	76.00	78.00	49.00	48.00
Tomatoes	Rs./Kg	37.00	27.00	21.00	18.00	66.00	57.00	42.00	38.00
Brinjal	Rs./Kg	68.00	47.00	44.00	25.00	104.00	80.00	66.00	45.00
Pumpkin	Rs./Kg	30.00	33.00	14.00	18.00	53.00	53.00	36.00	38.00
Snake gourd	Rs./Kg	71.00	63.00	37.00	23.00	105.00	93.00	58.00	43.00

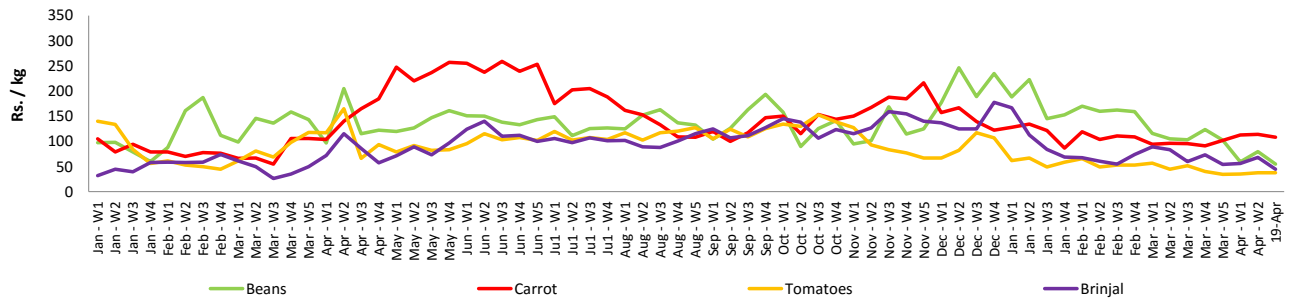
- Price increased by more than 5% compared to previous week average price.
- Price decreased by more than 5% compared to previous week average price.

### Retail Prices

#### Pettah



#### Dambulla



# Wholesale and Retail Prices of Selected Food Commodities - 2018/04/19

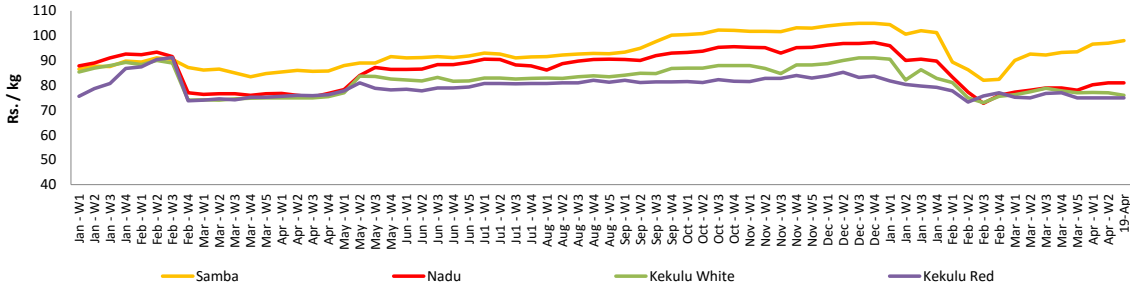
## Rice

Item	Unit	Wholesale				Retail	
		Maradaghamula		Pettah		Pettah	
		Previous 5 Days Average	Today	Previous 5 Days Average	Today	Previous 5 Days Average	Today
Samba	Rs./Kg	97.00	98.00	103.00	102.00	109.00	108.00
Nadu	Rs./Kg	81.00	81.00	78.00	77.00	86.00	85.00
Kekulu White	Rs./Kg	77.00	76.00	77.00	76.00	84.00	83.00
Kekulu Red	Rs./Kg	75.00	75.00	74.00	75.00	80.00	80.00

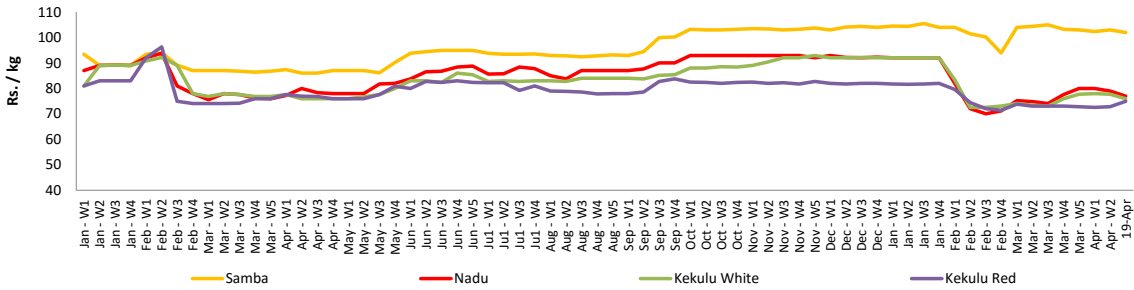
- Price increased by more than 5% compared to previous week average price.
- Price decreased by more than 5% compared to previous week average price.

### Wholesale Prices

#### Marandaghamula

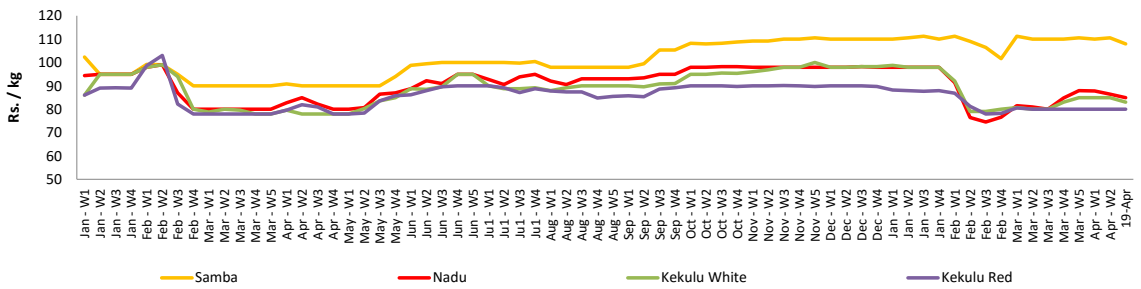


#### Pettah



### Retail Prices

#### Pettah



# Wholesale and Retail Prices of Selected Food Commodities - 2018/04/19

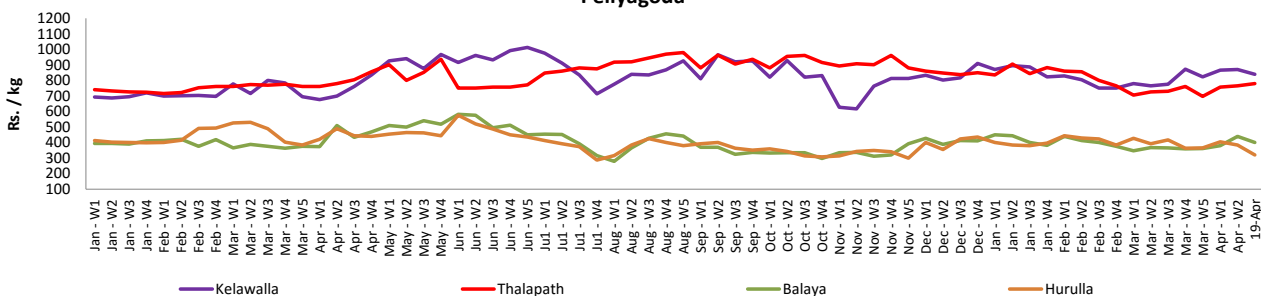
## Fish

Item	Unit	Wholesale				Retail			
		Peliyagoda		Negombo		Peliyagoda		Negombo	
		Previous 5 Days Average	Today	Previous 5 Days Average	Today	Previous 5 Days Average	Today	Previous 5 Days Average	Today
Kelawalla	Rs./Kg	570.00	480.00	548.00	530.00	900.00	840.00	814.00	730.00
Thalapath	Rs./Kg	616.00	600.00	734.00	760.00	784.00	780.00	938.00	900.00
Balaya	Rs./Kg	373.00	300.00	250.00	200.00	473.00	400.00	408.00	320.00
Paraw	Rs./Kg	463.00	450.00	496.00	470.00	790.00	760.00	718.00	650.00
Salaya	Rs./Kg	138.00	120.00	112.00	80.00	184.00	160.00	200.00	150.00
Hurulla	Rs./Kg	250.00	220.00	216.00	160.00	350.00	320.00	314.00	230.00

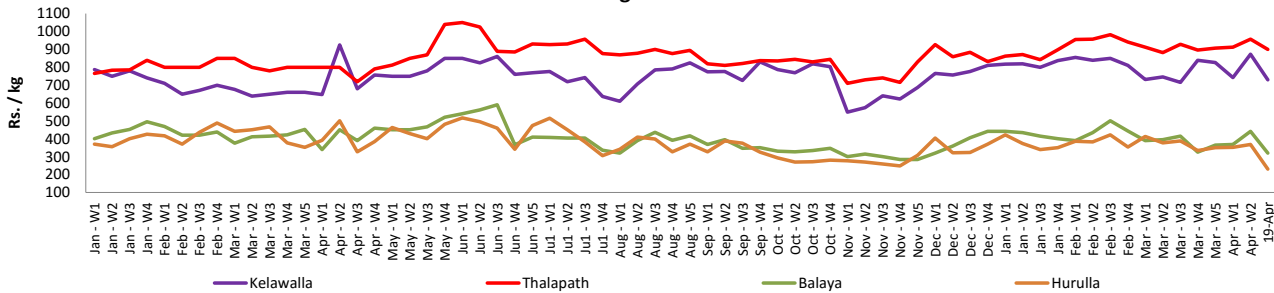
- Price increased by more than 5% compared to previous week average price.
- Price decreased by more than 5% compared to previous week average price.

### Retail Prices

#### Peliyagoda



#### Negombo



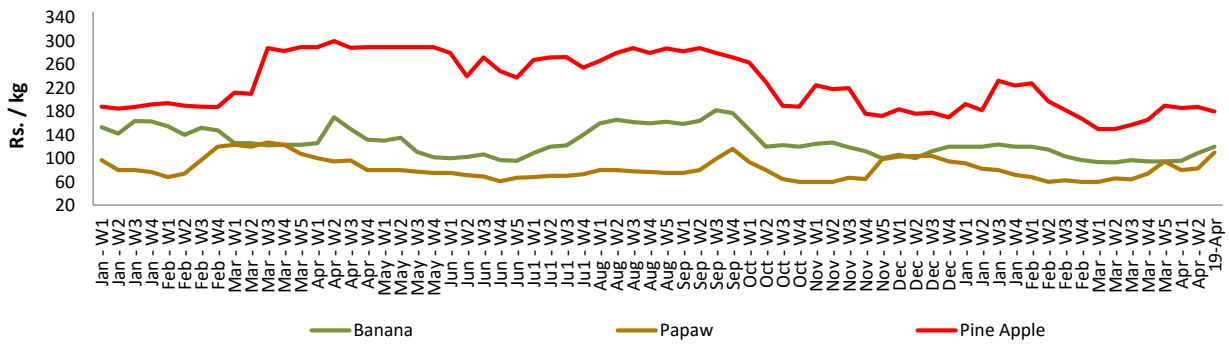
# Wholesale and Retail Prices of Selected Food Commodities - 2018/04/19

## Fruits

Item	Unit	Wholesale		Retail	
		Pettah			
		Previous 5 Days Average	Today	Previous 5 Days Average	Today
Banana (Sour)	Rs./Kg	80.00	100.00	114.00	120.00
Papaw	Rs./Kg	64.00	80.00	93.00	110.00
Pineapple	Rs./Kg	145.00	145.00	184.00	180.00

- Price increased by more than 5% compared to previous week average price.
- Price decreased by more than 5% compared to previous week average price.

Retail - Pettah



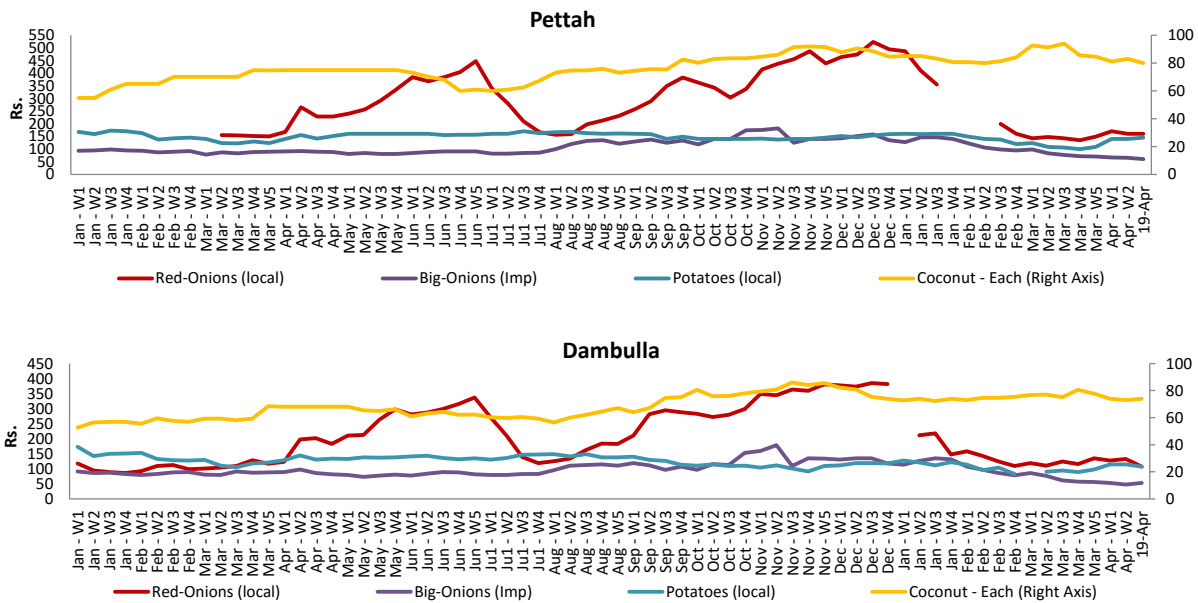
# Wholesale and Retail Prices of Selected Food Commodities - 2018/04/19

## Other

Item	Unit	Wholesale				Retail			
		Pettah		Dambulla		Pettah		Dambulla	
		Previous 5 Days Average	Today	Previous 5 Days Average	Today	Previous 5 Days Average	Today	Previous 5 Days Average	Today
Red-Onions (local)	Rs./Kg	126.00	125.00	122.00	93.00	160.00	160.00	134.00	108.00
Red-Onions (Imp)	Rs./Kg	127.00	120.00	117.00	79.00	160.00	145.00	129.00	99.00
Big-Onions (local)	Rs./Kg	n.a.	n.a.	n.a.	n.a.	n.a.	n.a.	n.a.	n.a.
Big-Onions (Imp)	Rs./Kg	42.00	40.00	41.00	43.00	60.00	60.00	51.00	53.00
Potatoes (local)	Rs./Kg	109.00	120.00	104.00	98.00	142.00	145.00	115.00	108.00
Potatoes (Imp)	Rs./Kg	73.00	70.00			90.00	95.00		
Dried Chillies (Imp)	Rs./Kg	259.00	260.00	252.00	255.00	298.00	300.00	263.00	268.00
Coconut	Rs./Nut	69.00	69.00	68.00	69.00	81.00	80.00	74.00	74.00
Coconut oil	Rs./Ltr	360.00	360.00			396.00	400.00		
Dhal	Rs./Kg	105.00	105.00			120.00	120.00		
Sugar	Rs./Kg	98.00	98.00			110.00	110.00		
Eggs	Rs./Each	11.00	11.00			12.00	12.00		
Katta	Rs./Kg	800.00	800.00			850.00	850.00		
Sprats	Rs./Kg	530.00	550.00			592.00	620.00		

- Price increased by more than 5% compared to previous week average price.
- Price decreased by more than 5% compared to previous week average price.

### Retail Prices



\* Prices of food commodities may vary due to quality and markets among other factors.