

Daily Price Report

A Summary of Price Developments - 18 April 2018



Vegetables

- Prices of most varieties of **vegetables** demonstrated **mixed movements** in both **Pettah** and **Dambulla** markets.
- **Supplies of Vegetables** for both markets reported to be **returning to normalcy** while the **demand still remains low**.



Fish

- Prices of most varieties of **fish** **decreased** in **Negombo** market due to **favourable supply coupled with low demand** while prices in **Peliyagoda** demonstrated **mixed movements**.



Fruits

- **Prices of Papaw** **increased** in **Pettah** market due to **availability of beter quality supplies** from **Vavuniya** region.



Wholesale and Retail Prices of Selected Food Commodities - 2018/04/18

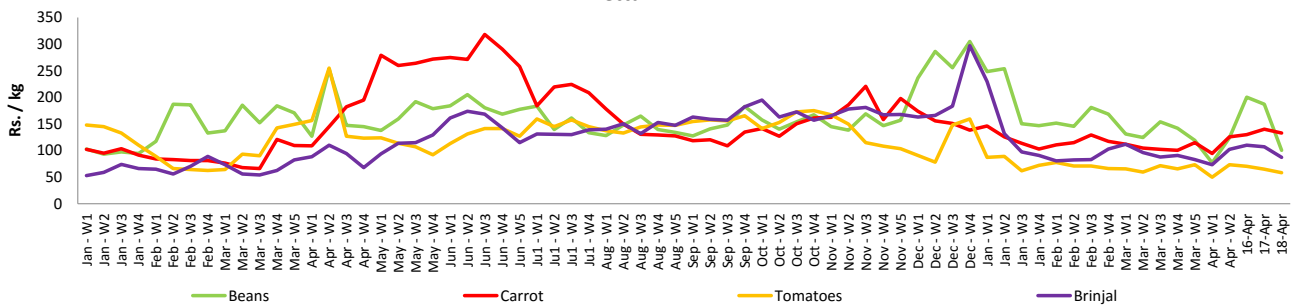
Vegetables

Item	Unit	Wholesale				Retail			
		Pettah		Dambulla		Pettah		Dambulla	
		Previous 5 Days Average	Today	Previous 5 Days Average	Today	Previous 5 Days Average	Today	Previous 5 Days Average	Today
Beans	Rs./Kg	84.00	73.00	55.00	55.00	114.00	100.00	76.00	75.00
Carrot	Rs./Kg	86.00	93.00	94.00	95.00	121.00	133.00	115.00	115.00
Cabbage	Rs./Kg	35.00	47.00	22.00	33.00	67.00	78.00	43.00	53.00
Tomatoes	Rs./Kg	38.00	26.00	17.00	23.00	70.00	58.00	38.00	43.00
Brinjal	Rs./Kg	64.00	53.00	48.00	38.00	97.00	87.00	69.00	58.00
Pumpkin	Rs./Kg	26.00	30.00	15.00	14.00	50.00	50.00	36.00	34.00
Snake gourd	Rs./Kg	60.00	63.00	35.00	38.00	92.00	93.00	56.00	58.00

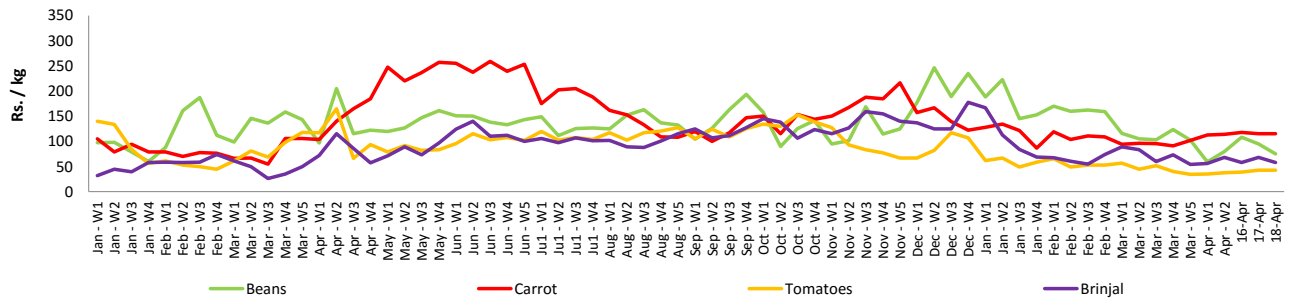
- Price increased by more than 5% compared to previous week average price.
- Price decreased by more than 5% compared to previous week average price.

Retail Prices

Pettah



Dambulla



Wholesale and Retail Prices of Selected Food Commodities - 2018/04/18

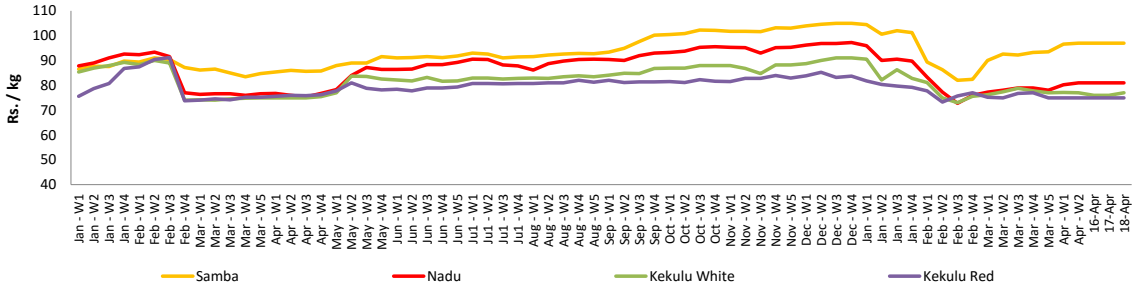
Rice

Item	Unit	Wholesale				Retail	
		Maradaghamula		Pettah		Pettah	
		Previous 5 Days Average	Today	Previous 5 Days Average	Today	Previous 5 Days Average	Today
Samba	Rs./Kg	97.00	97.00	103.00	102.00	110.00	108.00
Nadu	Rs./Kg	81.00	81.00	79.00	77.00	87.00	85.00
Kekulu White	Rs./Kg	77.00	77.00	78.00	76.00	85.00	83.00
Kekulu Red	Rs./Kg	75.00	75.00	73.00	75.00	80.00	80.00

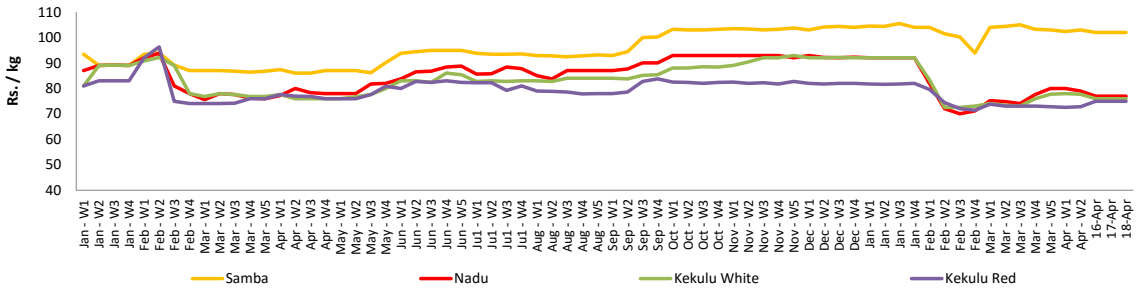
- Price increased by more than 5% compared to previous week average price.
- Price decreased by more than 5% compared to previous week average price.

Wholesale Prices

Marandaghamula

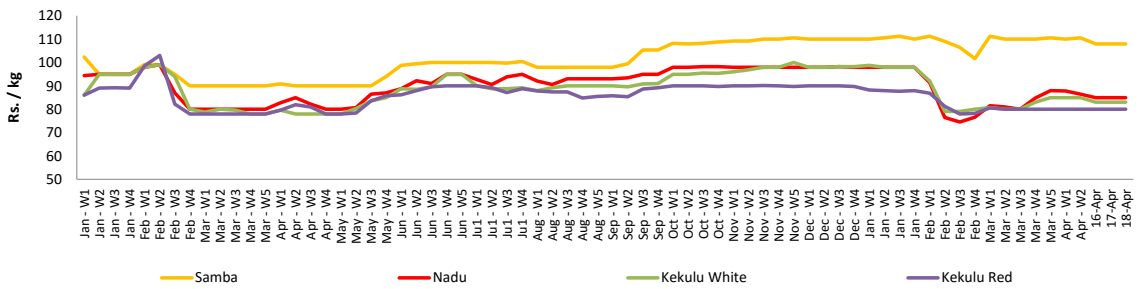


Pettah



Retail Prices

Pettah



Wholesale and Retail Prices of Selected Food Commodities - 2018/04/18

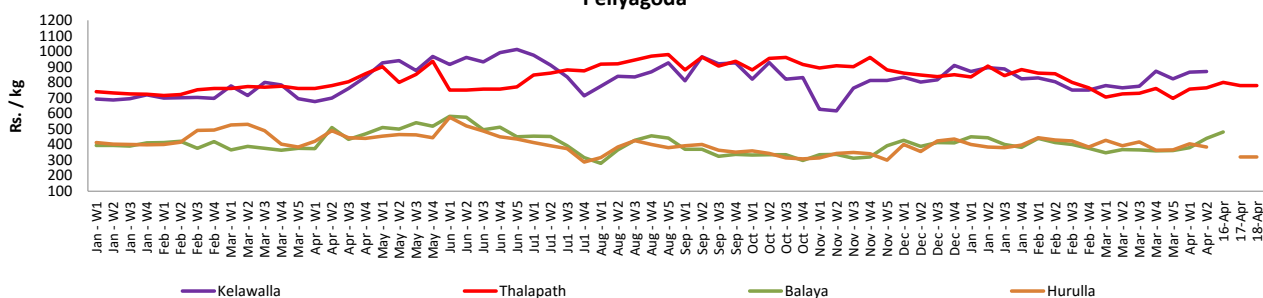
Fish

Item	Unit	Wholesale				Retail			
		Peliyagoda		Negombo		Peliyagoda		Negombo	
		Previous 5 Days Average	Today	Previous 5 Days Average	Today	Previous 5 Days Average	Today	Previous 5 Days Average	Today
Kelawalla	Rs./Kg	558.00	550.00	584.00	440.00	866.00	900.00	846.00	640.00
Thalapath	Rs./Kg	588.00	600.00	750.00	660.00	756.00	780.00	950.00	880.00
Balaya	Rs./Kg	336.00	350.00	262.00	200.00	436.00	450.00	424.00	320.00
Paraw	Rs./Kg	480.00	400.00	516.00	400.00	840.00	700.00	752.00	630.00
Salaya	Rs./Kg	120.00	150.00	126.00	100.00	162.00	200.00	210.00	180.00
Hurulla	Rs./Kg	274.00	220.00	256.00	170.00	378.00	320.00	362.00	250.00

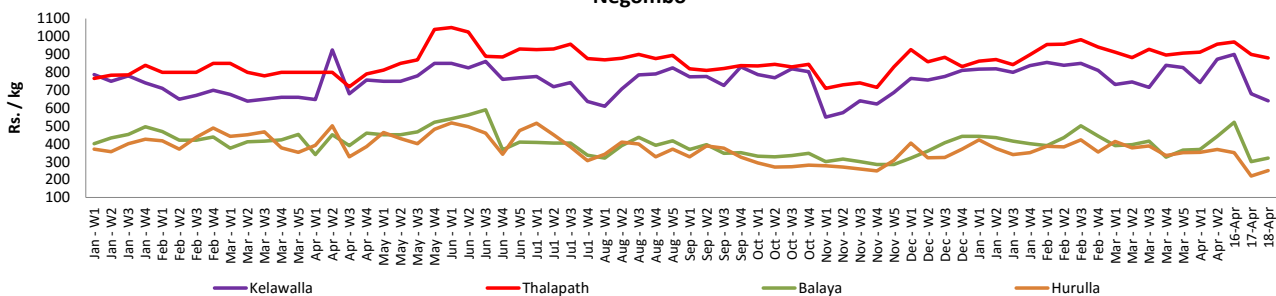
- Price increased by more than 5% compared to previous week average price.
- Price decreased by more than 5% compared to previous week average price.

Retail Prices

Peliyagoda



Negombo



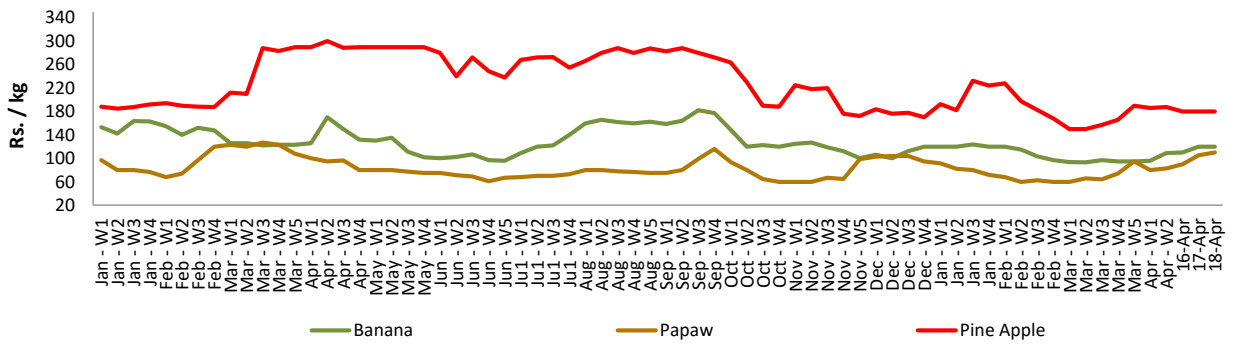
Wholesale and Retail Prices of Selected Food Commodities - 2018/04/18

Fruits

Item	Unit	Wholesale		Retail	
		Pettah			
		Previous 5 Days Average	Today	Previous 5 Days Average	Today
Banana (Sour)	Rs./Kg	74.00	80.00	106.00	120.00
Papaw	Rs./Kg	51.00	80.00	82.00	110.00
Pineapple	Rs./Kg	144.00	145.00	184.00	180.00

- Price increased by more than 5% compared to previous week average price.
- Price decreased by more than 5% compared to previous week average price.

Retail - Pettah



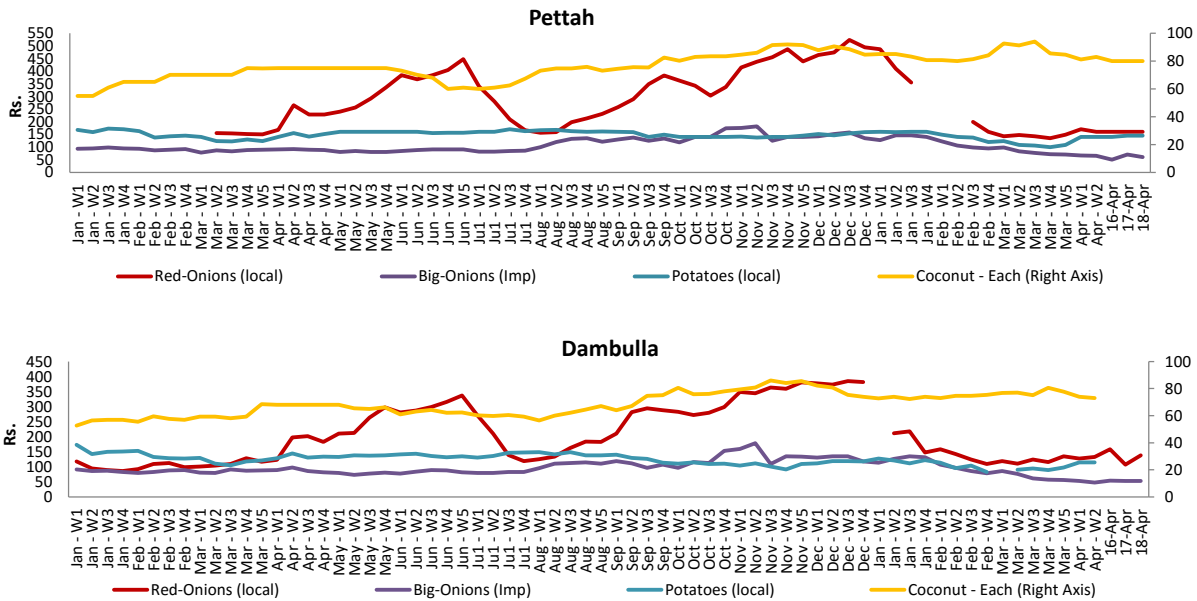
Wholesale and Retail Prices of Selected Food Commodities - 2018/04/18

Other

Item	Unit	Wholesale				Retail			
		Pettah		Dambulla		Pettah		Dambulla	
		Previous 5 Days Average	Today	Previous 5 Days Average	Today	Previous 5 Days Average	Today	Previous 5 Days Average	Today
Red-Onions (local)	Rs./Kg	129.00	125.00	120.00	125.00	170.00	160.00	132.00	138.00
Red-Onions (Imp)	Rs./Kg	127.00	120.00	119.00	145.00	160.00	140.00	131.00	158.00
Big-Onions (local)	Rs./Kg	n.a.	n.a.	n.a.	n.a.	n.a.	n.a.	n.a.	n.a.
Big-Onions (Imp)	Rs./Kg	41.00	42.00	39.00	42.00	64.00	60.00	49.00	53.00
Potatoes (local)	Rs./Kg	106.00	110.00	100.00	108.00	140.00	145.00	112.00	118.00
Potatoes (Imp)	Rs./Kg	77.00	70.00			90.00	90.00		
Dried Chillies (Imp)	Rs./Kg	258.00	260.00	254.00	n.a.	297.00	300.00	266.00	n.a.
Coconut	Rs./Nut	70.00	69.00	68.00	68.00	83.00	80.00	73.00	74.00
Coconut oil	Rs./Ltr	360.00	360.00			389.00	400.00		
Dhal	Rs./Kg	105.00	105.00			121.00	120.00		
Sugar	Rs./Kg	98.00	98.00			110.00	110.00		
Eggs	Rs./Each	11.00	11.00			12.00	12.00		
Katta	Rs./Kg	800.00	n.a.			850.00	n.a.		
Sprats	Rs./Kg	500.00	550.00			550.00	620.00		

- Price increased by more than 5% compared to previous week average price.
- Price decreased by more than 5% compared to previous week average price.

Retail Prices



* Prices of food commodities may vary due to quality and markets among other factors.