

# Daily Price Report

---

A Summary of Price Developments - 12 April 2018

---



## Vegetables

- Prices of most varieties of **vegetables increased** in both **Pettah** and **Dambulla** markets due to **high level of demand** caused by **upcoming festive season**.



## Rice

- Prices of most varieties of **rice remained stable** in both **Pettah** and **Marandaghamula** markets.



## Fish

- Prices of most varieties of **fish increased** in both **Peliyagoda** and **Negombo** fish markets due to **low level of fishing activities** and **increased demand** as a result of **upcoming festive season**.



Statistics Department  
Central Bank of Sri Lanka

# Wholesale and Retail Prices of Selected Food Commodities - 2018/04/12

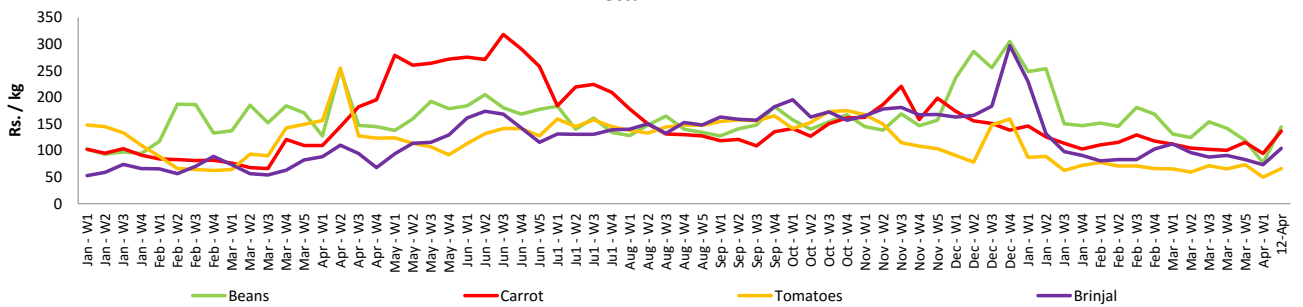
## Vegetables

Item	Unit	Wholesale				Retail			
		Pettah		Dambulla		Pettah		Dambulla	
		Previous 5 Days Average	Today	Previous 5 Days Average	Today	Previous 5 Days Average	Today	Previous 5 Days Average	Today
Beans	Rs./Kg	50.00	118.00	37.00	78.00	79.00	144.00	57.00	105.00
Carrot	Rs./Kg	63.00	106.00	93.00	115.00	96.00	136.00	113.00	138.00
Cabbage	Rs./Kg	32.00	21.00	23.00	28.00	59.00	53.00	43.00	55.00
Tomatoes	Rs./Kg	27.00	36.00	14.00	23.00	53.00	66.00	34.00	48.00
Brinjal	Rs./Kg	51.00	72.00	38.00	40.00	79.00	104.00	58.00	68.00
Pumpkin	Rs./Kg	25.00	29.00	16.00	11.00	46.00	54.00	36.00	38.00
Snake gourd	Rs./Kg	61.00	54.00	36.00	38.00	92.00	85.00	56.00	65.00

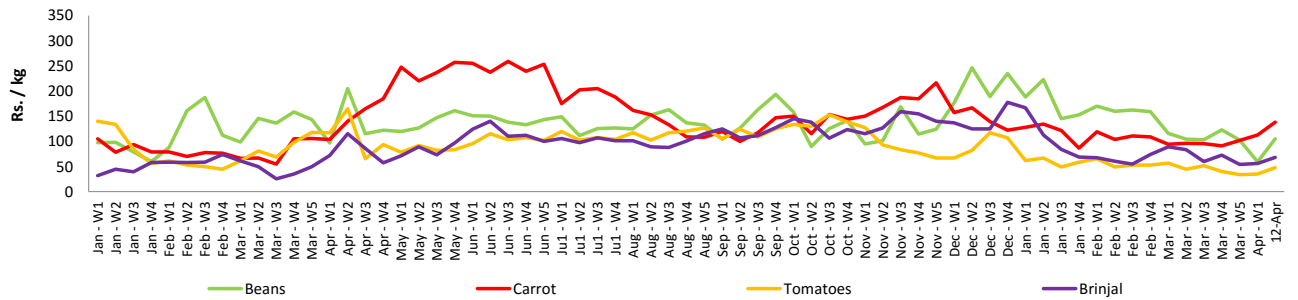
- Price increased by more than 5% compared to previous week average price.
- Price decreased by more than 5% compared to previous week average price.

### Retail Prices

#### Pettah



#### Dambulla



# Wholesale and Retail Prices of Selected Food Commodities - 2018/04/12

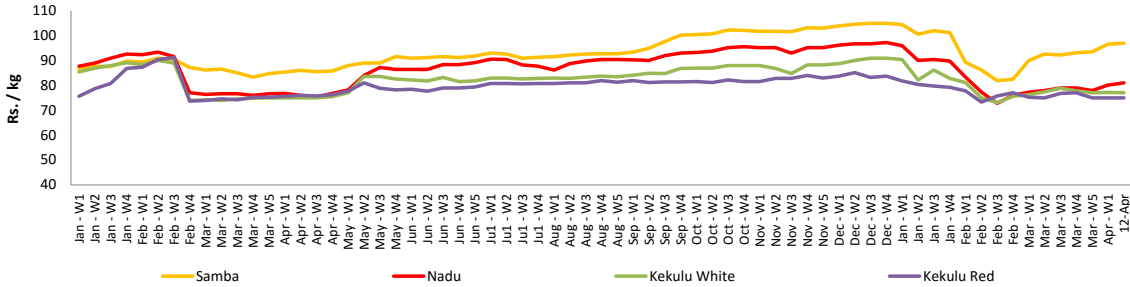
## Rice

Item	Unit	Wholesale				Retail	
		Maradaghamula		Pettah		Pettah	
		Previous 5 Days Average	Today	Previous 5 Days Average	Today	Previous 5 Days Average	Today
Samba	Rs./Kg	97.00	97.00	102.00	106.00	110.00	112.00
Nadu	Rs./Kg	81.00	81.00	79.00	80.00	87.00	88.00
Kekulu White	Rs./Kg	77.00	77.00	78.00	78.00	85.00	85.00
Kekulu Red	Rs./Kg	75.00	75.00	72.00	74.00	80.00	80.00

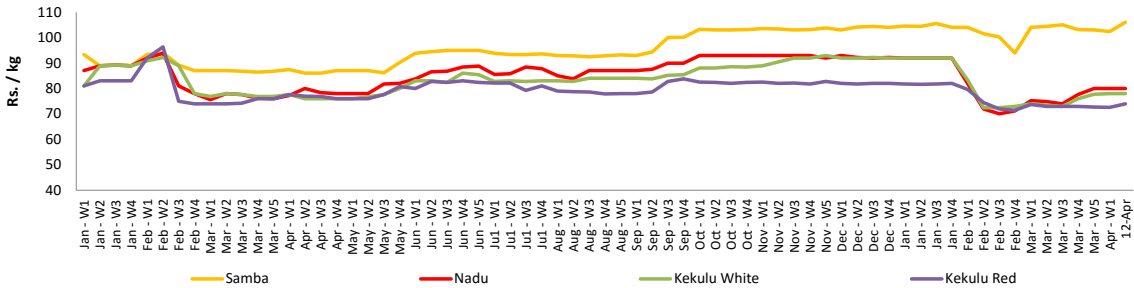
- Price increased by more than 5% compared to previous week average price.
- Price decreased by more than 5% compared to previous week average price.

### Wholesale Prices

#### Maradaghamula

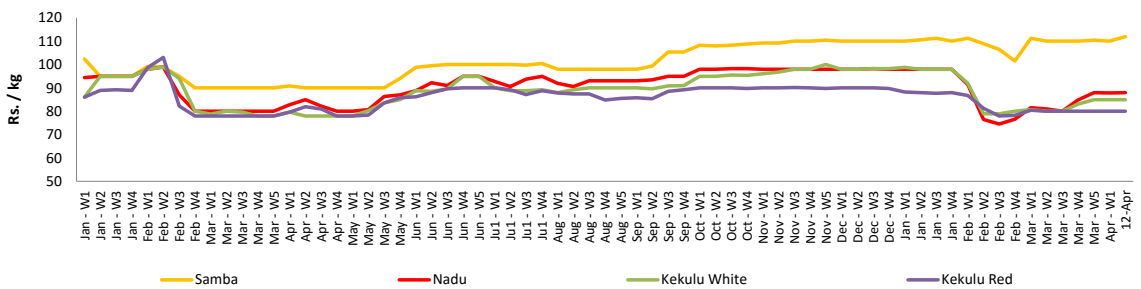


#### Pettah



### Retail Prices

#### Pettah



## Wholesale and Retail Prices of Selected Food Commodities - 2018/04/12

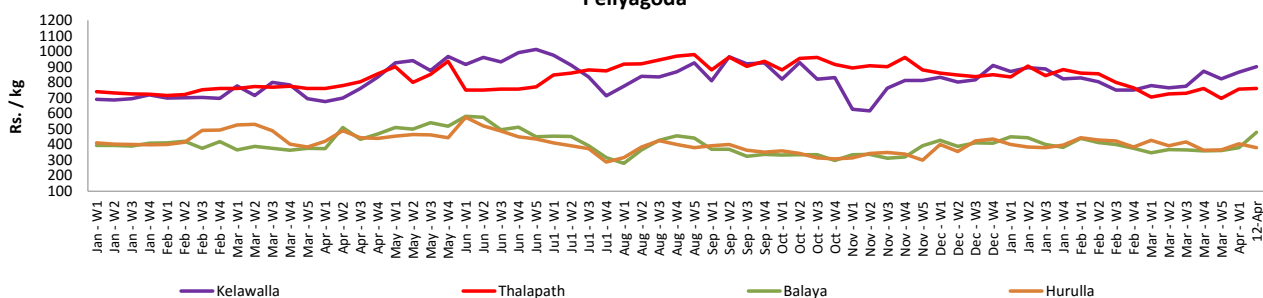
### Fish

Item	Unit	Wholesale				Retail			
		Peliyagoda		Negombo		Peliyagoda		Negombo	
		Previous 5 Days Average	Today	Previous 5 Days Average	Today	Previous 5 Days Average	Today	Previous 5 Days Average	Today
Kelawalla	Rs./Kg	546.00	580.00	520.00	680.00	842.00	900.00	740.00	950.00
Thalapath	Rs./Kg	576.00	580.00	708.00	770.00	744.00	760.00	920.00	970.00
Balaya	Rs./Kg	273.00	380.00	220.00	270.00	373.00	480.00	362.00	450.00
Paraw	Rs./Kg	448.00	450.00	468.00	540.00	792.00	800.00	684.00	800.00
Salaya	Rs./Kg	124.00	120.00	96.00	150.00	166.00	160.00	164.00	250.00
Hurulla	Rs./Kg	290.00	280.00	244.00	280.00	394.00	380.00	344.00	400.00

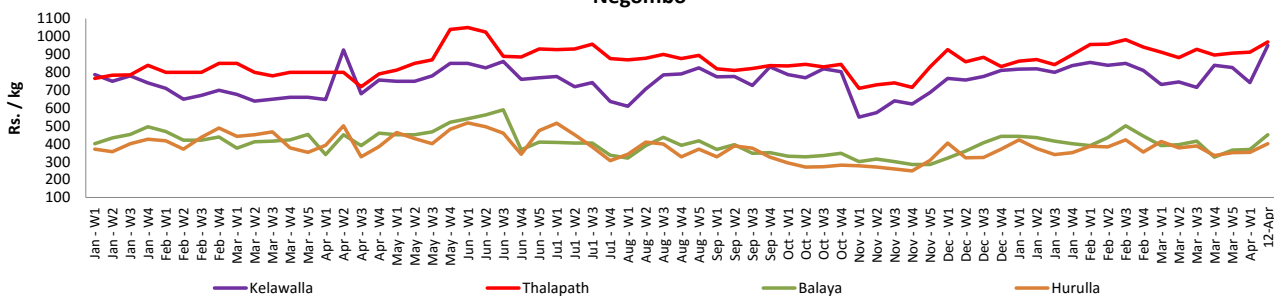
- Price increased by more than 5% compared to previous week average price.
- Price decreased by more than 5% compared to previous week average price.

### Retail Prices

#### Peliyagoda



#### Negombo



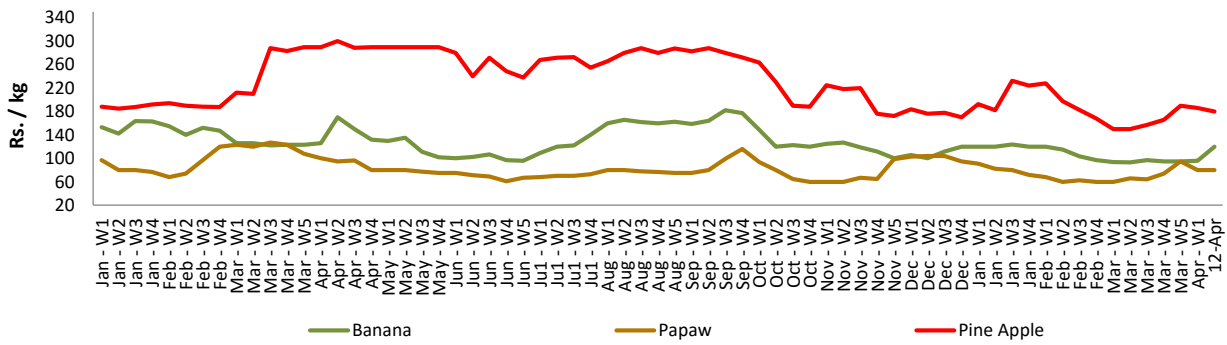
# Wholesale and Retail Prices of Selected Food Commodities - 2018/04/12

## Fruits

Item	Unit	Wholesale		Retail	
		Pettah			
		Previous 5 Days Average	Today	Previous 5 Days Average	Today
Banana (Sour)	Rs./Kg	67.00	90.00	99.00	120.00
Papaw	Rs./Kg	50.00	50.00	80.00	80.00
Pineapple	Rs./Kg	135.00	140.00	184.00	180.00

- Price increased by more than 5% compared to previous week average price.
- Price decreased by more than 5% compared to previous week average price.

Retail - Pettah



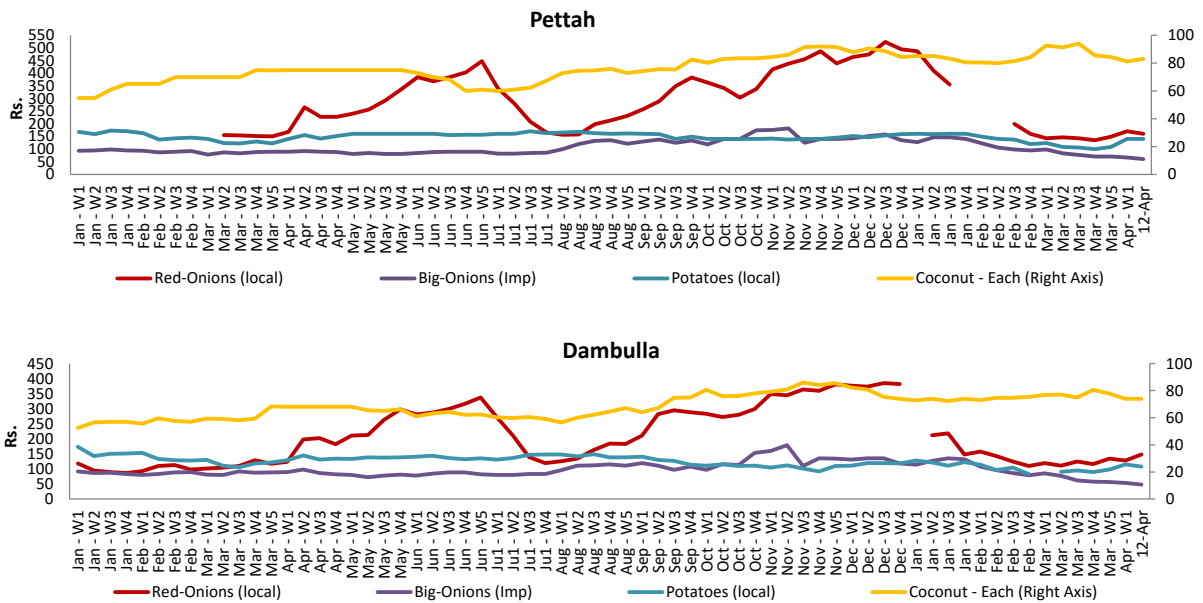
# Wholesale and Retail Prices of Selected Food Commodities - 2018/04/12

## Other

Item	Unit	Wholesale				Retail			
		Pettah		Dambulla		Pettah		Dambulla	
		Previous 5 Days Average	Today	Previous 5 Days Average	Today	Previous 5 Days Average	Today	Previous 5 Days Average	Today
Red-Onions (local)	Rs./Kg	130.00	123.00	116.00	138.00	170.00	160.00	128.00	148.00
Red-Onions (Imp)	Rs./Kg	127.00	125.00	118.00	105.00	160.00	160.00	130.00	118.00
Big-Onions (local)	Rs./Kg	n.a.	n.a.	n.a.	n.a.	n.a.	n.a.	n.a.	n.a.
Big-Onions (Imp)	Rs./Kg	43.00	42.00	40.00	38.00	67.00	60.00	53.00	48.00
Potatoes (local)	Rs./Kg	109.00	109.00	99.00	95.00	140.00	140.00	115.00	108.00
Potatoes (Imp)	Rs./Kg	77.00	77.00			90.00	90.00		
Dried Chillies (Imp)	Rs./Kg	255.00	255.00	255.00	245.00	295.00	297.00	268.00	258.00
Coconut	Rs./Nut	70.00	70.00	68.00	68.00	81.00	83.00	74.00	74.00
Coconut oil	Rs./Ltr	360.00	360.00			385.00	390.00		
Dhal	Rs./Kg	105.00	105.00			121.00	120.00		
Sugar	Rs./Kg	98.00	98.00			110.00	110.00		
Eggs	Rs./Each	11.00	11.00			12.00	12.00		
Katta	Rs./Kg	800.00	800.00			850.00	850.00		
Sprats	Rs./Kg	500.00	500.00			550.00	550.00		

- Price increased by more than 5% compared to previous week average price.
- Price decreased by more than 5% compared to previous week average price.

### Retail Prices



\* Prices of food commodities may vary due to quality and markets among other factors.