

Daily Price Report

A Summary of Price Developments - 05 April 2018



Vegetables

- Prices of most varieties of vegetables **continued to remain below** average in **Pettah** market while prices **indicated some increase** in **Dambulla** market due to **low supply from Northern province**.



Fish

- Prices of most varieties of **fish** demonstrated **some level of stability** because fishing activities **returning to normalcy**.



Other

- Price of **Potatoes and Red Onion (imported)** **increased** in **Pettah** market due to **low availability of varieties**.



Wholesale and Retail Prices of Selected Food Commodities - 2018/04/05

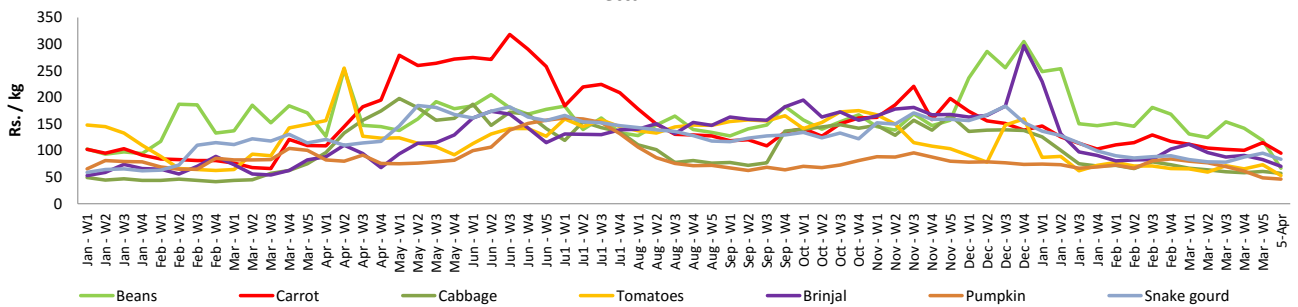
Vegetables

Item	Unit	Wholesale				Retail			
		Pettah		Dambulla		Pettah		Dambulla	
		Previous 5 Days Average	Today	Previous 5 Days Average	Today	Previous 5 Days Average	Today	Previous 5 Days Average	Today
Beans	Rs./Kg	61.00	45.00	48.00	35.00	92.00	67.00	68.00	55.00
Carrot	Rs./Kg	65.00	60.00	87.00	95.00	96.00	95.00	107.00	115.00
Cabbage	Rs./Kg	32.00	30.00	25.00	23.00	57.00	57.00	45.00	43.00
Tomatoes	Rs./Kg	31.00	26.00	13.00	15.00	55.00	53.00	33.00	35.00
Brinjal	Rs./Kg	49.00	47.00	31.00	33.00	77.00	70.00	51.00	53.00
Pumpkin	Rs./Kg	29.00	26.00	15.00	18.00	47.00	46.00	35.00	38.00
Snake gourd	Rs./Kg	62.00	57.00	34.00	35.00	93.00	83.00	54.00	55.00

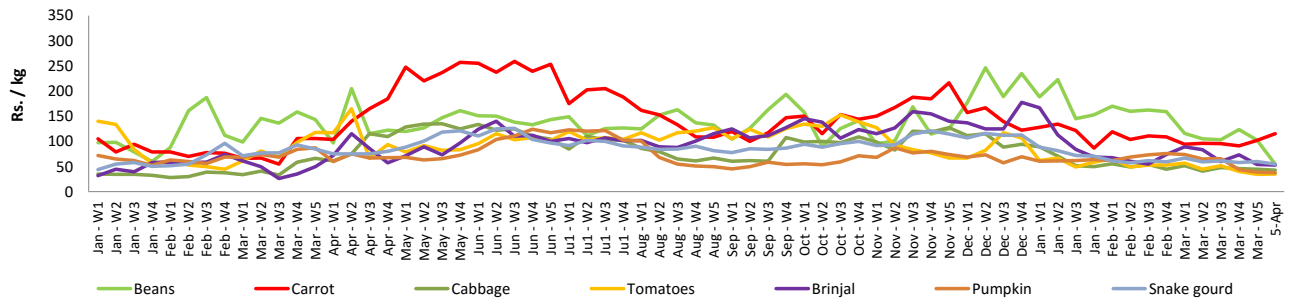
- Price increased by more than 5% compared to previous week average price.
- Price decreased by more than 5% compared to previous week average price.

Retail Prices

Pettah



Dambulla



Wholesale and Retail Prices of Selected Food Commodities - 2018/04/05

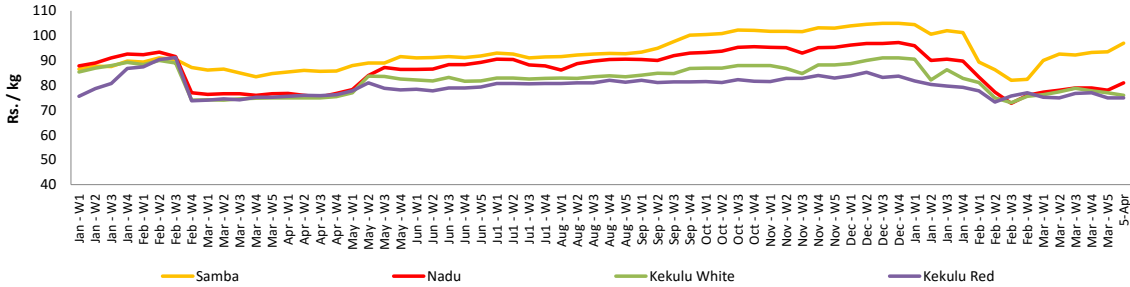
Rice

Item	Unit	Wholesale				Retail	
		Maradaghamula		Pettah		Pettah	
		Previous 5 Days Average	Today	Previous 5 Days Average	Today	Previous 5 Days Average	Today
Samba	Rs./Kg	95.00	97.00	103.00	102.00	110.00	110.00
Nadu	Rs./Kg	79.00	81.00	81.00	78.00	88.00	85.00
Kekulu White	Rs./Kg	78.00	76.00	78.00	78.00	85.00	85.00
Kekulu Red	Rs./Kg	75.00	75.00	73.00	72.00	80.00	80.00

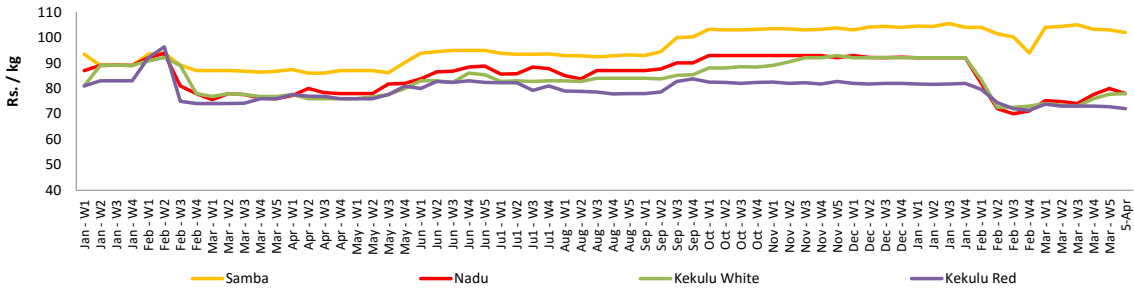
- Price increased by more than 5% compared to previous week average price.
- Price decreased by more than 5% compared to previous week average price.

Wholesale Prices

Marandaghamula

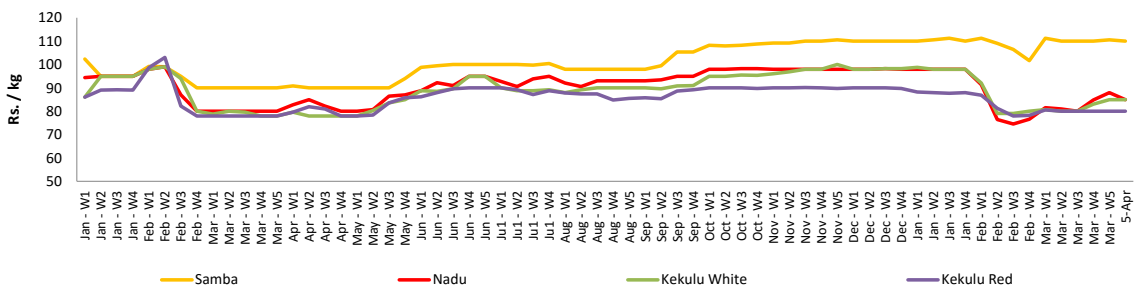


Pettah



Retail Prices

Pettah



Wholesale and Retail Prices of Selected Food Commodities - 2018/04/05

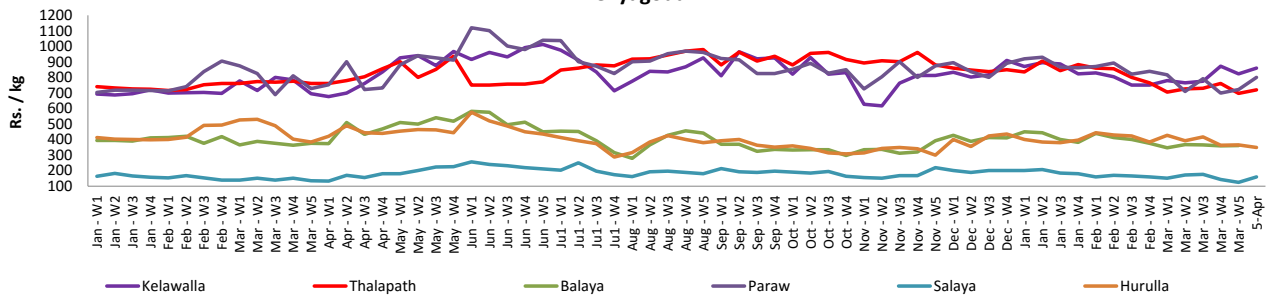
Fish

Item	Unit	Wholesale				Retail			
		Peliyagoda		Negombo		Peliyagoda		Negombo	
		Previous 5 Days Average	Today	Previous 5 Days Average	Today	Previous 5 Days Average	Today	Previous 5 Days Average	Today
Kelawalla	Rs./Kg	548.00	560.00	518.00	520.00	856.00	860.00	756.00	740.00
Thalapath	Rs./Kg	572.00	550.00	682.00	700.00	732.00	720.00	900.00	920.00
Balaya	Rs./Kg	272.00	n.a.	224.00	200.00	372.00	n.a.	374.00	350.00
Paraw	Rs./Kg	430.00	470.00	438.00	450.00	762.00	800.00	648.00	680.00
Salaya	Rs./Kg	114.00	120.00	92.00	90.00	152.00	160.00	164.00	150.00
Hurulla	Rs./Kg	310.00	250.00	264.00	240.00	410.00	350.00	354.00	340.00

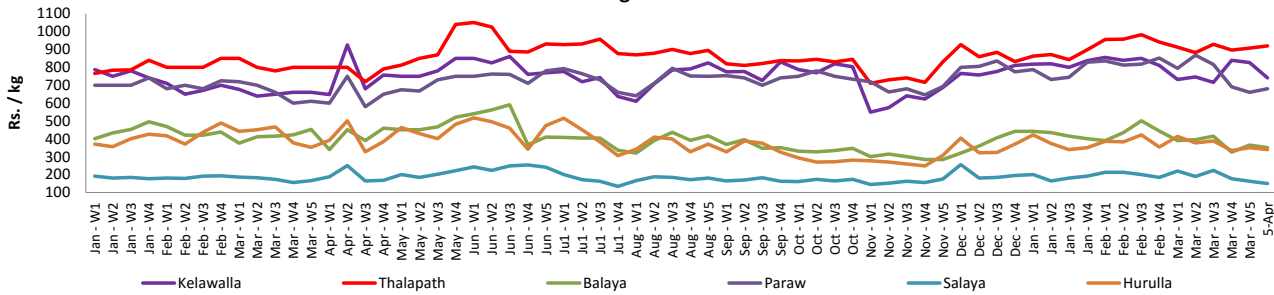
- Price increased by more than 5% compared to previous week average price.
- Price decreased by more than 5% compared to previous week average price.

Retail Prices

Peliyagoda



Negombo



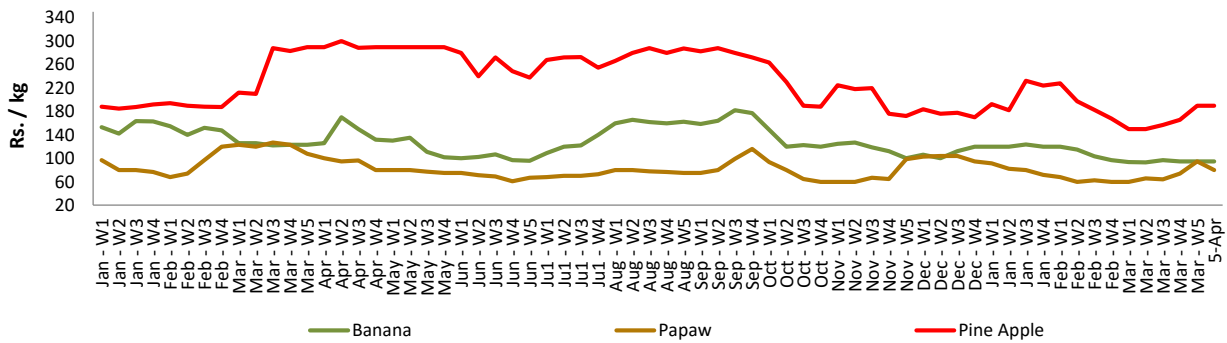
Wholesale and Retail Prices of Selected Food Commodities - 2018/04/05

Fruits

Item	Unit	Wholesale		Retail	
		Pettah			
		Previous 5 Days Average	Today	Previous 5 Days Average	Today
Banana (Sour)	Rs./Kg	62.00	65.00	96.00	95.00
Papaw	Rs./Kg	56.00	50.00	84.00	80.00
Pineapple	Rs./Kg	143.00	140.00	190.00	190.00

- Price increased by more than 5% compared to previous week average price.
- Price decreased by more than 5% compared to previous week average price.

Retail - Pettah



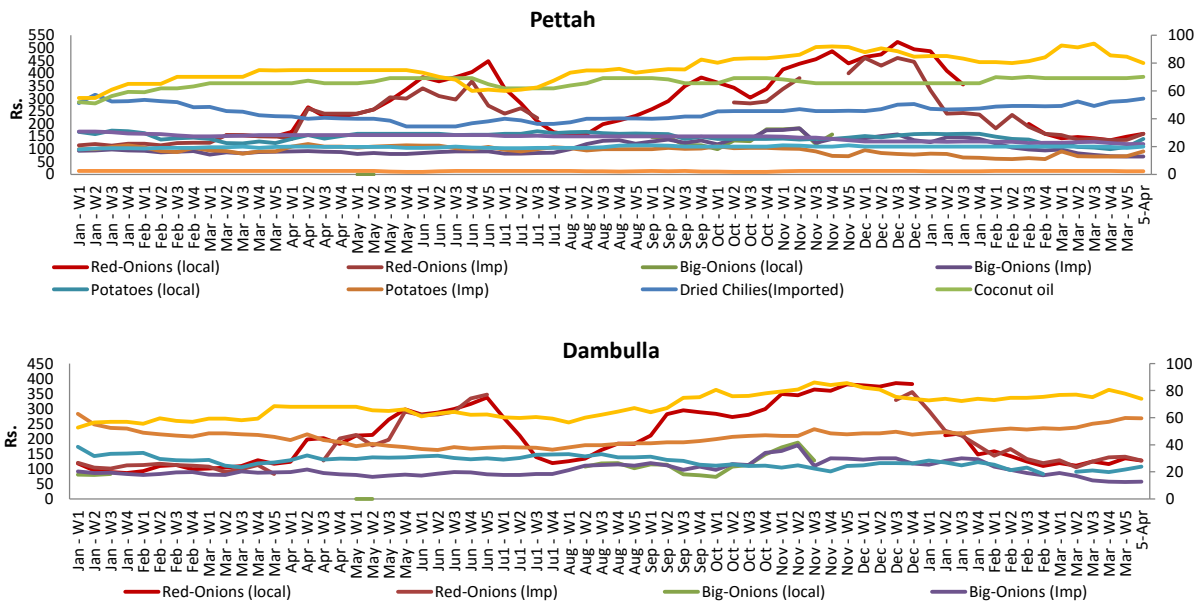
Wholesale and Retail Prices of Selected Food Commodities - 2018/04/05

Other

Item	Unit	Wholesale				Retail			
		Pettah		Dambulla		Pettah		Dambulla	
		Previous 5 Days Average	Today	Previous 5 Days Average	Today	Previous 5 Days Average	Today	Previous 5 Days Average	Today
Red-Onions (local)	Rs./Kg	127.00	130.00	116.00	115.00	159.00	160.00	128.00	128.00
Red-Onions (Imp)	Rs./Kg	123.00	130.00	121.00	115.00	149.00	160.00	133.00	128.00
Big-Onions (local)	Rs./Kg	n.a.	n.a.	n.a.	n.a.	n.a.	n.a.	n.a.	n.a.
Big-Onions (Imp)	Rs./Kg	47.00	41.00	44.00	38.00	69.00	70.00	54.00	58.00
Potatoes (local)	Rs./Kg	104.40	110.00	101.00	91.00	131.00	140.00	116.00	108.00
Potatoes (Imp)	Rs./Kg	66.00	77.00			83.00	90.00		
Dried Chillies (Imp)	Rs./Kg	251.00	260.00	256.00	255.00	291.00	300.00	268.00	268.00
Coconut	Rs./Nut	72.00	70.00	68.00	68.00	82.00	80.00	73.00	74.00
Coconut oil	Rs./Ltr	360.00	360.00			381.00	385.00		
Dhal	Rs./Kg	105.00	105.00			120.00	120.00		
Sugar	Rs./Kg	98.00	98.00			108.00	110.00		
Eggs	Rs./Each	11.00	11.00			12.00	12.00		
Katta	Rs./Kg	800.00	800.00			850.00	850.00		
Sprats	Rs./Kg	520.00	500.00			570.00	550.00		

- Price increased by more than 5% compared to previous week average price.
- Price decreased by more than 5% compared to previous week average price.

Retail Prices



* Prices of food commodities may vary due to quality and markets among other factors.