

# Daily Price Report

A Summary of Price Developments - 27 March 2018



## Vegetables

- Prices of most varieties of **vegetables** demonstrated **mixed movements** in both **Pettah** and **Dambulla** markets.



## Fish

- Prices of most varieties of **fish decreased** in **Peliyagoda** market due to **favourable supply from Northern and Eastern coast areas**.



## Fruits

- Prices of **Banana (Sour), Papaw** and **Pineapple increased** in **Pettah** market due to the **phasing out of supply over the past few days**.



## Other

- Price of **Red Onions (Local) increased** in both **Pettah** and **Dambulla** markets due to **low supply**.
- Price of **Eggs decreased** in **Pettah** market due to **favourable supply conditions**.



# Wholesale and Retail Prices of Selected Food Commodities - 2018/03/27

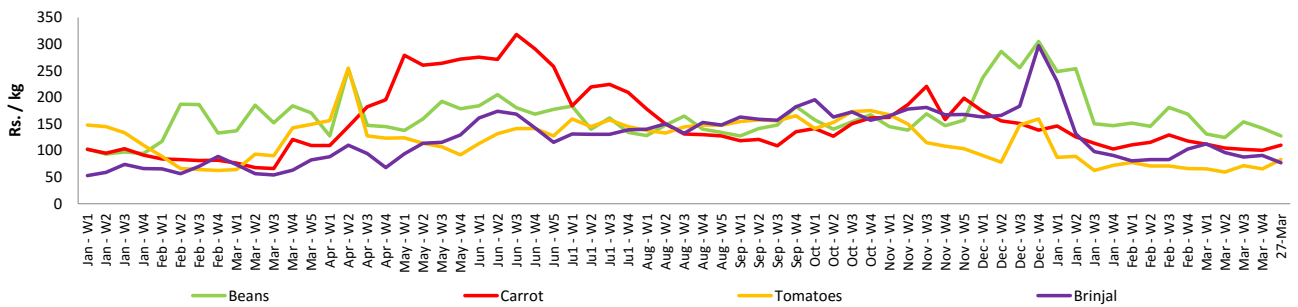
## Vegetables

Item	Unit	Wholesale				Retail			
		Pettah		Dambulla		Pettah		Dambulla	
		Previous 5 Days Average	Today	Previous 5 Days Average	Today	Previous 5 Days Average	Today	Previous 5 Days Average	Today
Beans	Rs./Kg	102.00	93.00	102.00	105.00	136.00	127.00	122.00	125.00
Carrot	Rs./Kg	73.00	83.00	73.00	88.00	107.00	110.00	93.00	108.00
Cabbage	Rs./Kg	31.00	31.00	25.00	28.00	59.00	63.00	45.00	48.00
Tomatoes	Rs./Kg	39.00	47.00	19.00	20.00	67.00	83.00	39.00	40.00
Brinjal	Rs./Kg	57.00	47.00	53.00	28.00	89.00	77.00	73.00	48.00
Pumpkin	Rs./Kg	35.00	33.00	21.00	18.00	58.00	50.00	42.00	38.00
Snake gourd	Rs./Kg	56.00	65.00	41.00	43.00	89.00	103.00	61.00	63.00

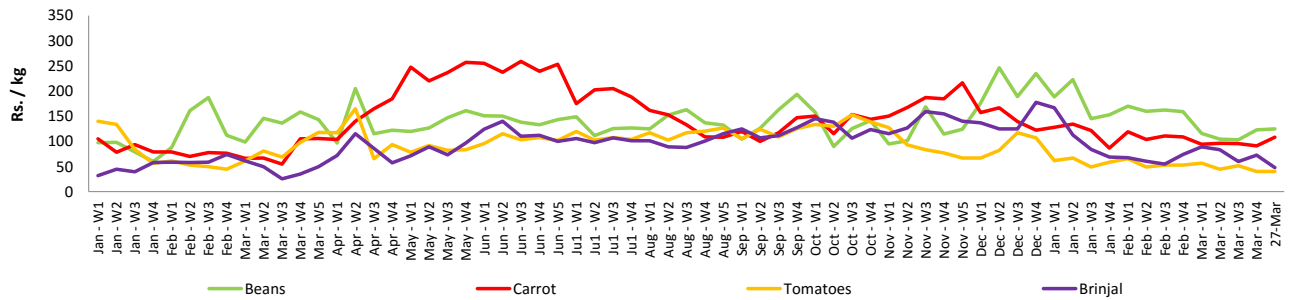
- Price increased by more than 5% compared to previous week average price.
- Price decreased by more than 5% compared to previous week average price.

### Retail Prices

#### Pettah



#### Dambulla



# Wholesale and Retail Prices of Selected Food Commodities - 2018/03/27

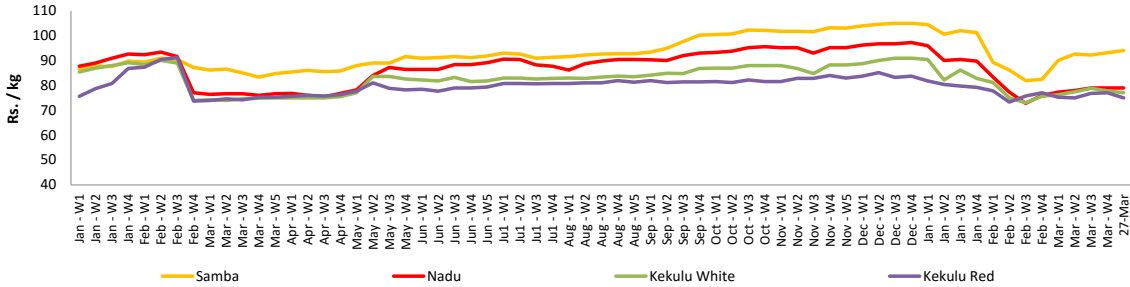
## Rice

Item	Unit	Wholesale				Retail	
		Maradaghamula		Pettah		Pettah	
		Previous 5 Days Average	Today	Previous 5 Days Average	Today	Previous 5 Days Average	Today
Samba	Rs./Kg	94.00	94.00	103.00	102.00	110.00	110.00
Nadu	Rs./Kg	79.00	79.00	79.00	80.00	86.00	88.00
Kekulu White	Rs./Kg	77.00	77.00	77.00	78.00	84.00	85.00
Kekulu Red	Rs./Kg	76.00	75.00	73.00	73.00	80.00	80.00

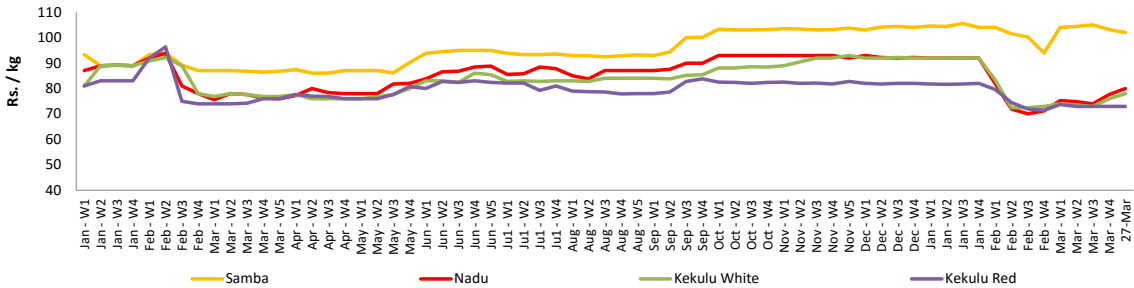
- Price increased by more than 5% compared to previous week average price.
- Price decreased by more than 5% compared to previous week average price.

### Wholesale Prices

#### Maradaghamula

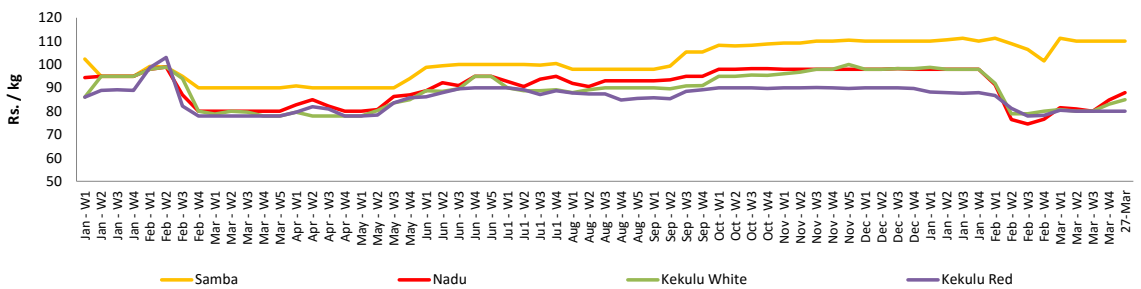


#### Pettah



### Retail Prices

#### Pettah



# Wholesale and Retail Prices of Selected Food Commodities - 2018/03/27

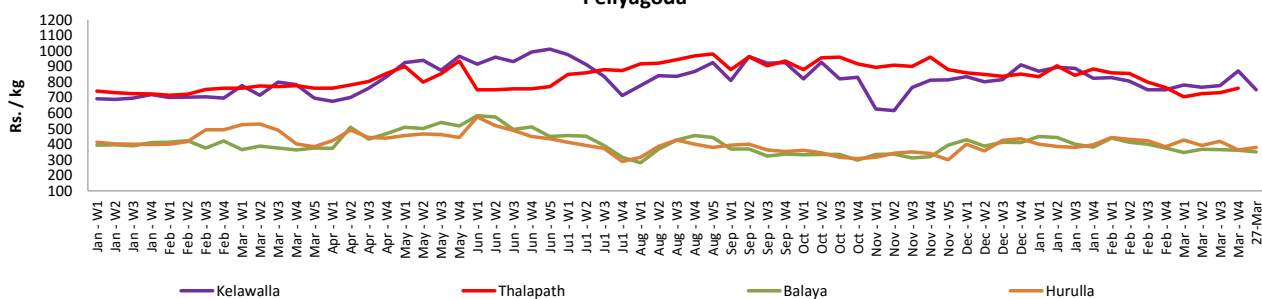
## Fish

Item	Unit	Wholesale				Retail			
		Peliyagoda		Negombo		Peliyagoda		Negombo	
		Previous 5 Days Average	Today	Previous 5 Days Average	Today	Previous 5 Days Average	Today	Previous 5 Days Average	Today
Kelawalla	Rs./Kg	532.00	460.00	584.00	560.00	878.00	750.00	880.00	880.00
Thalapath	Rs./Kg	600.00	n.a.	634.00	700.00	760.00	n.a.	896.00	950.00
Balaya	Rs./Kg	270.00	250.00	200.00	200.00	370.00	350.00	316.00	350.00
Paraw	Rs./Kg	410.00	350.00	442.00	450.00	712.00	680.00	694.00	700.00
Salaya	Rs./Kg	96.00	90.00	110.00	80.00	132.00	120.00	180.00	140.00
Hurulla	Rs./Kg	264.00	280.00	230.00	240.00	364.00	380.00	338.00	340.00

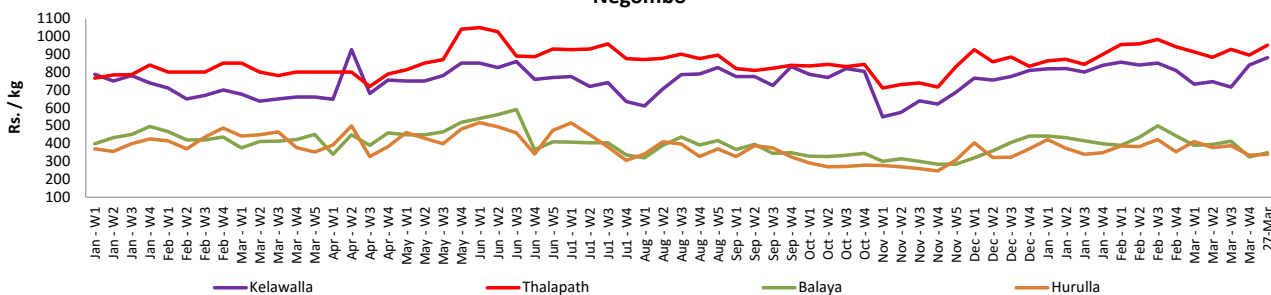
- Price increased by more than 5% compared to previous week average price.
- Price decreased by more than 5% compared to previous week average price.

### Retail Prices

#### Peliyagoda



#### Negombo



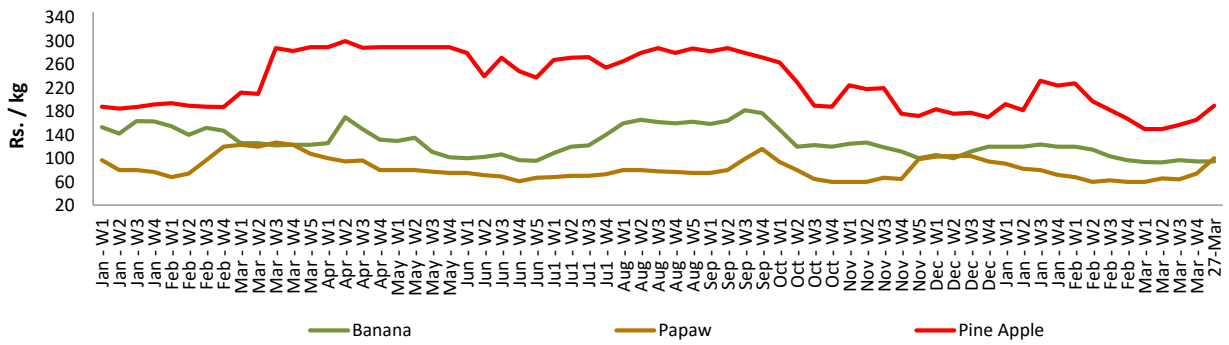
# Wholesale and Retail Prices of Selected Food Commodities - 2018/03/27

## Fruits

Item	Unit	Wholesale		Retail	
		Pettah			
		Previous 5 Days Average	Today	Previous 5 Days Average	Today
Banana (Sour)	Rs./Kg	60.00	65.00	94.00	95.00
Papaw	Rs./Kg	54.00	70.00	82.00	100.00
Pineapple	Rs./Kg	142.00	150.00	172.00	190.00

- Price increased by more than 5% compared to previous week average price.
- Price decreased by more than 5% compared to previous week average price.

Retail - Pettah



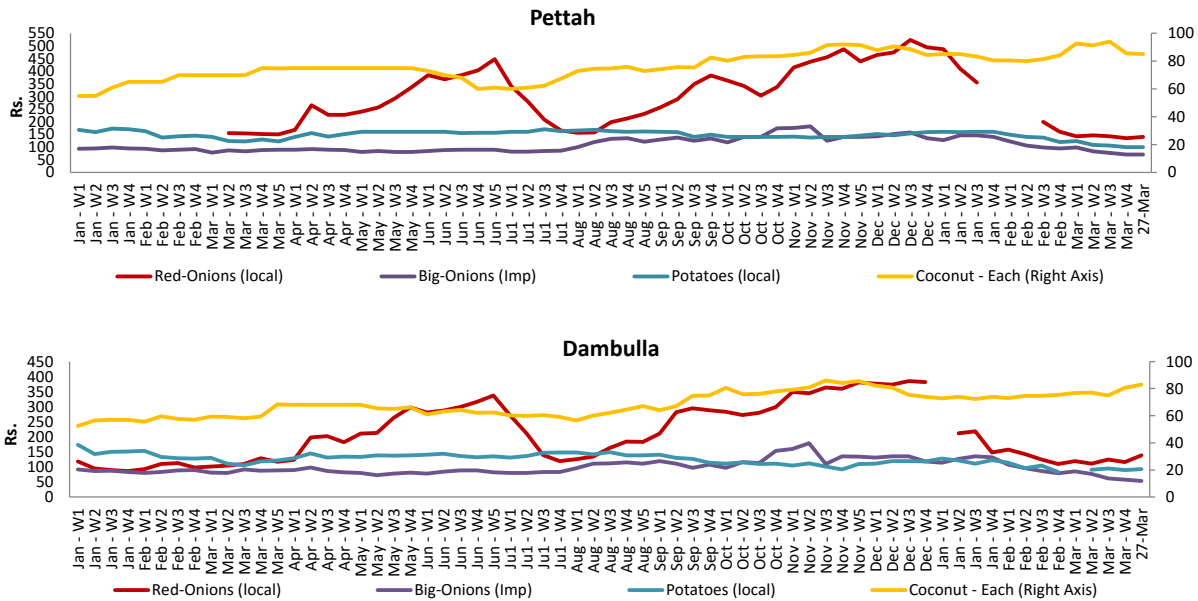
# Wholesale and Retail Prices of Selected Food Commodities - 2018/03/27

## Other

Item	Unit	Wholesale				Retail			
		Pettah		Dambulla		Pettah		Dambulla	
		Previous 5 Days Average	Today	Previous 5 Days Average	Today	Previous 5 Days Average	Today	Previous 5 Days Average	Today
Red-Onions (local)	Rs./Kg	114.00	120.00	110.00	128.00	136.00	140.00	122.00	138.00
Red-Onions (Imp)	Rs./Kg	114.00	120.00	127.00	n.a.	136.00	140.00	138.00	n.a.
Big-Onions (local)	Rs./Kg	n.a.	n.a.	n.a.	n.a.	n.a.	n.a.	n.a.	n.a.
Big-Onions (Imp)	Rs./Kg	49.00	50.00	48.00	44.00	70.00	70.00	58.00	54.00
Potatoes (local)	Rs./Kg	80.00	80.00	77.00	83.00	100.00	100.00	87.00	93.00
Potatoes (Imp)	Rs./Kg	50.00	50.00			70.00	70.00		
Dried Chillies (Imp)	Rs./Kg	249.00	250.00	253.00	255.00	291.00	290.00	264.00	268.00
Coconut	Rs./Nut	76.00	74.00	73.00	73.00	85.00	85.00	81.00	83.00
Coconut oil	Rs./Ltr	360.00	360.00			380.00	380.00		
Dhal	Rs./Kg	106.00	105.00			122.00	120.00		
Sugar	Rs./Kg	98.00	98.00			107.00	105.00		
Eggs	Rs./Each	11.80	11.00			12.80	12.00		
Katta	Rs./Kg	800.00	800.00			850.00	850.00		
Sprats	Rs./Kg	500.00	500.00			550.00	550.00		

- Price increased by more than 5% compared to previous week average price.
- Price decreased by more than 5% compared to previous week average price.

### Retail Prices



\* Prices of food commodities may vary due to quality and markets among other factors.