

Daily Price Report

A Summary of Price Developments - 26 March 2018



Vegetables

- Prices of most varieties of **vegetables** demonstrated **mixed movements** in both **Pettah** and **Dambulla** markets.
- However, **Carrots** recorded a **significant increase** in **Pettah** market.



Fruits

- Prices of **Papaw** and **Pineapple** **increased** in **Pettah** market due to **low supply**.



Other

- Price of **Red Onions (Local)** **increased** in both **Pettah** and **Dambulla** markets due to **low supply**.
- Price of **Eggs** **decreased** in **Pettah** market due to **favourable supply conditions**.



Wholesale and Retail Prices of Selected Food Commodities - 2018/03/26

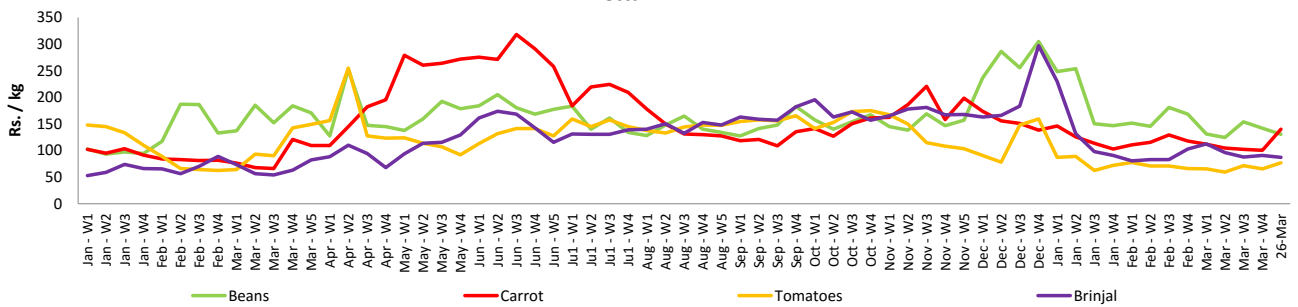
Vegetables

Item	Unit	Wholesale				Retail			
		Pettah		Dambulla		Pettah		Dambulla	
		Previous 5 Days Average	Today	Previous 5 Days Average	Today	Previous 5 Days Average	Today	Previous 5 Days Average	Today
Beans	Rs./Kg	105.00	107.00	104.00	105.00	142.00	130.00	123.00	125.00
Carrot	Rs./Kg	66.00	107.00	72.00	68.00	100.00	140.00	91.00	88.00
Cabbage	Rs./Kg	30.00	34.00	27.00	23.00	58.00	63.00	46.00	43.00
Tomatoes	Rs./Kg	38.00	43.00	21.00	17.00	65.00	77.00	40.00	37.00
Brinjal	Rs./Kg	57.00	57.00	54.00	48.00	90.00	87.00	73.00	68.00
Pumpkin	Rs./Kg	38.00	32.00	22.00	24.00	61.00	53.00	44.00	44.00
Snake gourd	Rs./Kg	55.00	63.00	39.00	48.00	87.00	97.00	58.00	68.00

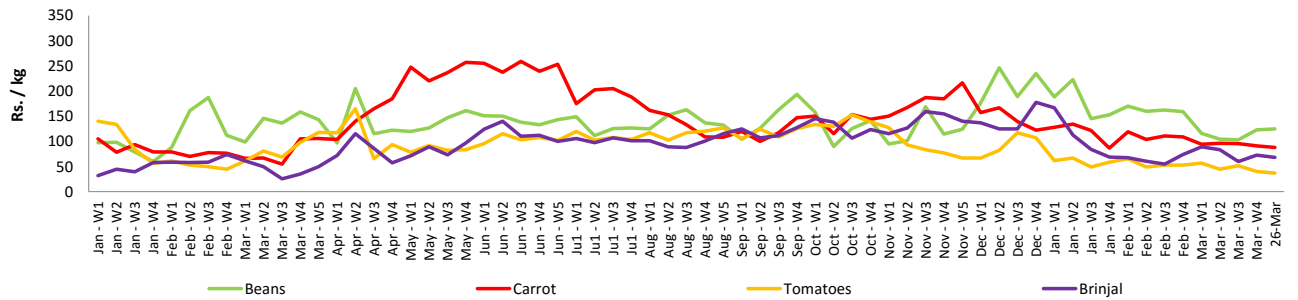
- Price increased by more than 5% compared to previous week average price.
- Price decreased by more than 5% compared to previous week average price.

Retail Prices

Pettah



Dambulla



Wholesale and Retail Prices of Selected Food Commodities - 2018/03/26

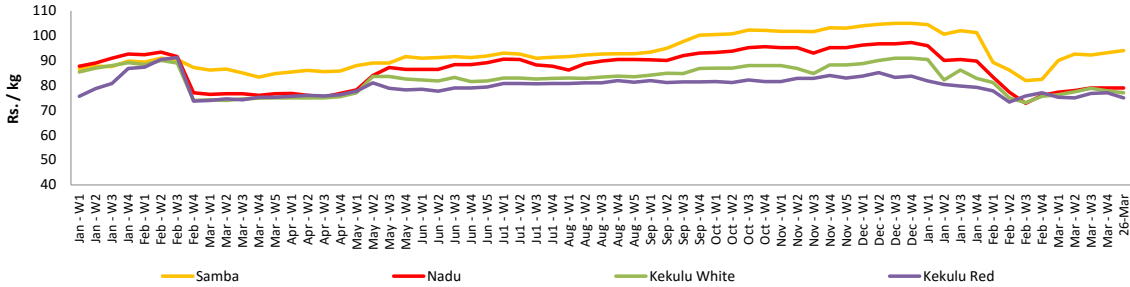
Rice

Item	Unit	Wholesale				Retail	
		Maradaghamula		Pettah		Pettah	
		Previous 5 Days Average	Today	Previous 5 Days Average	Today	Previous 5 Days Average	Today
Samba	Rs./Kg	93.00	94.00	103.00	102.00	110.00	110.00
Nadu	Rs./Kg	79.00	79.00	78.00	80.00	85.00	88.00
Kekulu White	Rs./Kg	78.00	77.00	76.00	77.00	83.00	85.00
Kekulu Red	Rs./Kg	77.00	75.00	73.00	73.00	80.00	80.00

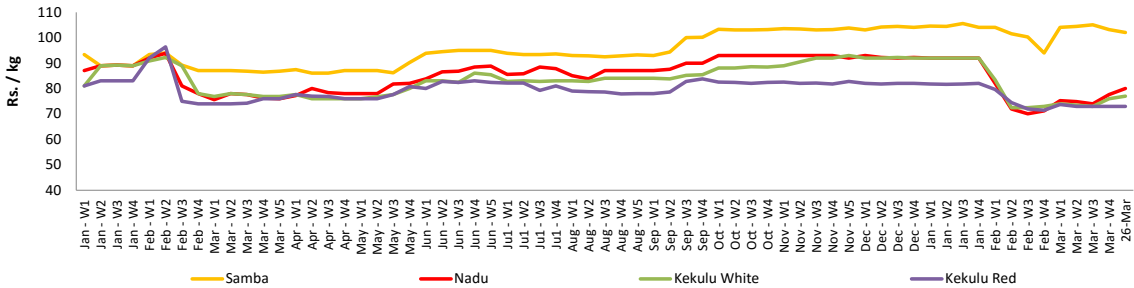
- Price increased by more than 5% compared to previous week average price.
- Price decreased by more than 5% compared to previous week average price.

Wholesale Prices

Marandaghamula

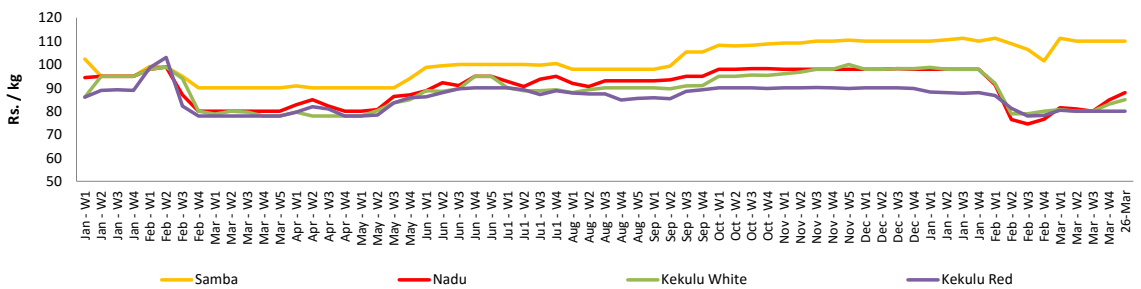


Pettah



Retail Prices

Pettah



Wholesale and Retail Prices of Selected Food Commodities - 2018/03/26

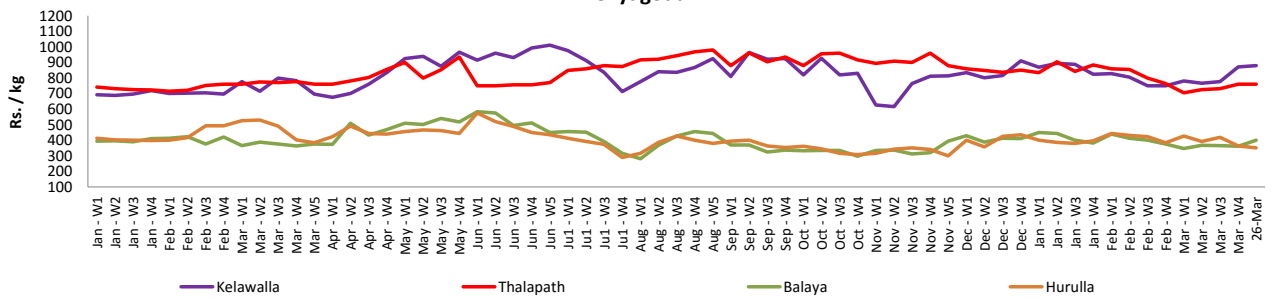
Fish

Item	Unit	Wholesale				Retail			
		Peliyagoda		Negombo		Peliyagoda		Negombo	
		Previous 5 Days Average	Today	Previous 5 Days Average	Today	Previous 5 Days Average	Today	Previous 5 Days Average	Today
Kelawalla	Rs./Kg	530.00	530.00	568.00	560.00	872.00	880.00	840.00	880.00
Thalapath	Rs./Kg	600.00	600.00	636.00	620.00	760.00	760.00	896.00	900.00
Balaya	Rs./Kg	260.00	300.00	202.00	220.00	360.00	400.00	326.00	380.00
Paraw	Rs./Kg	400.00	450.00	436.00	450.00	700.00	760.00	690.00	700.00
Salaya	Rs./Kg	104.00	90.00	106.00	120.00	144.00	120.00	176.00	200.00
Hurulla	Rs./Kg	264.00	250.00	222.00	270.00	364.00	350.00	334.00	370.00

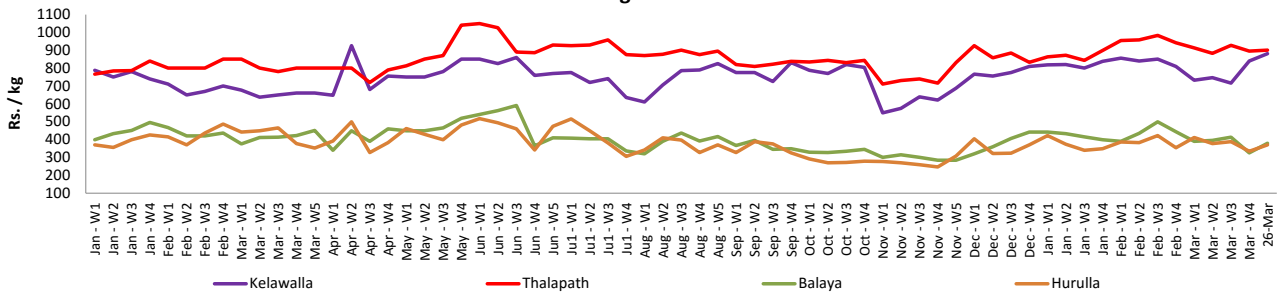
- Price increased by more than 5% compared to previous week average price.
- Price decreased by more than 5% compared to previous week average price.

Retail Prices

Peliyagoda



Negombo



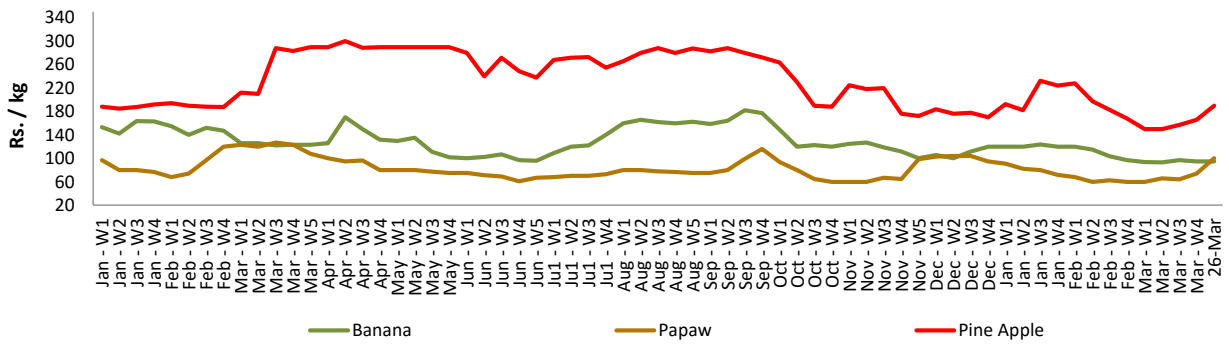
Wholesale and Retail Prices of Selected Food Commodities - 2018/03/26

Fruits

Item	Unit	Wholesale		Retail	
		Pettah			
		Previous 5 Days Average	Today	Previous 5 Days Average	Today
Banana (Sour)	Rs./Kg	61.00	60.00	95.00	95.00
Papaw	Rs./Kg	48.00	70.00	74.00	100.00
Pineapple	Rs./Kg	140.00	150.00	166.00	190.00

- Price increased by more than 5% compared to previous week average price.
- Price decreased by more than 5% compared to previous week average price.

Retail - Pettah



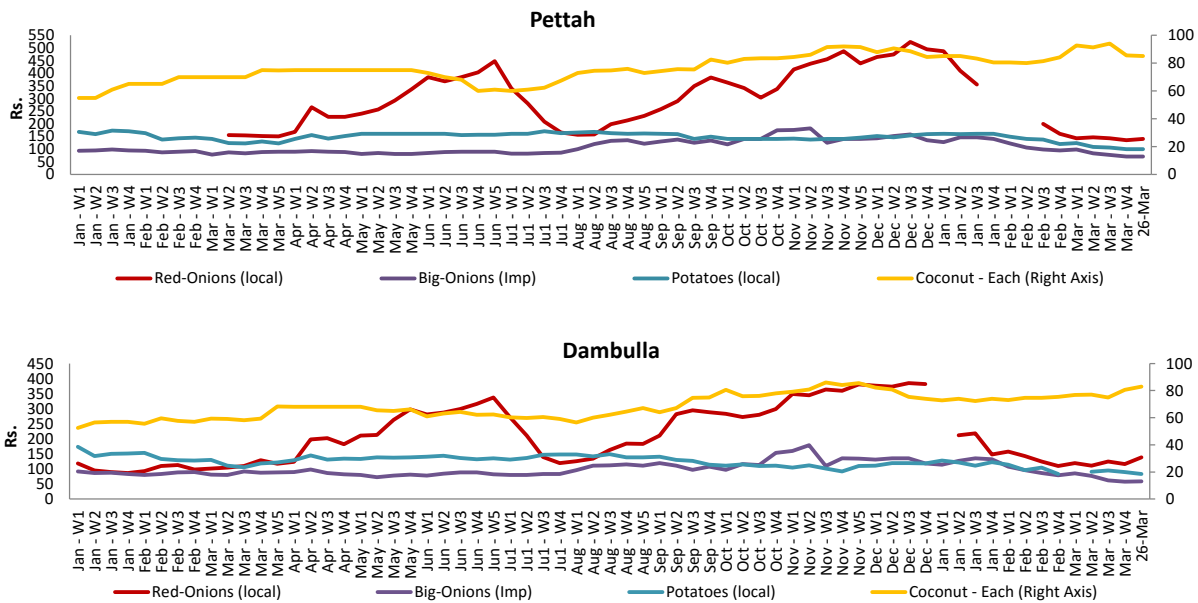
Wholesale and Retail Prices of Selected Food Commodities - 2018/03/26

Other

Item	Unit	Wholesale				Retail			
		Pettah		Dambulla		Pettah		Dambulla	
		Previous 5 Days Average	Today	Previous 5 Days Average	Today	Previous 5 Days Average	Today	Previous 5 Days Average	Today
Red-Onions (local)	Rs./Kg	112.00	118.00	102.00	125.00	135.00	140.00	116.00	138.00
Red-Onions (Imp)	Rs./Kg	112.00	118.00	126.50	n.a.	135.00	140.00	138.00	n.a.
Big-Onions (local)	Rs./Kg	n.a.	n.a.	n.a.	n.a.	n.a.	n.a.	n.a.	n.a.
Big-Onions (Imp)	Rs./Kg	49.00	50.00	47.00	49.00	71.00	70.00	58.00	59.00
Potatoes (local)	Rs./Kg	80.00	80.00	80.00	73.00	100.00	100.00	90.00	83.00
Potatoes (Imp)	Rs./Kg	50.00	50.00			70.00	70.00		
Dried Chillies (Imp)	Rs./Kg	243.00	250.00	242.00	263.00	287.00	290.00	260.00	273.00
Coconut	Rs./Nut	76.00	74.00	73.00	73.00	86.00	85.00	81.00	83.00
Coconut oil	Rs./Ltr	360.00	360.00			380.00	380.00		
Dhal	Rs./Kg	107.00	105.00			124.00	120.00		
Sugar	Rs./Kg	99.00	98.00			108.00	105.00		
Eggs	Rs./Each	12.00	11.00			13.00	12.00		
Katta	Rs./Kg	800.00	800.00			850.00	850.00		
Sprats	Rs./Kg	500.00	500.00			550.00	550.00		

- Price increased by more than 5% compared to previous week average price.
- Price decreased by more than 5% compared to previous week average price.

Retail Prices



* Prices of food commodities may vary due to quality and markets among other factors.