

Daily Price Report

A Summary of Price Developments - 23 March 2018



Vegetables

- Prices of most varieties of **vegetables** demonstrated **mixed movements** in both **Pettah** and **Dambulla** markets.
- However, **Tomatoes** and **Pumpkins** recorded a **significant decline** in both these markets.



Rice

- **Nadu** and **Kekulu (Red)** that demonstrated a **price increase** in mid week **maintained the same price level** in **Pettah market** while **wholesale price** of **Samba** increased by **3 rupees** in **Marandaghamula**.



Fruits

- Prices of **Papaw** increased in **Pettah** market reportedly due to **low supply**.



Wholesale and Retail Prices of Selected Food Commodities - 2018/03/23

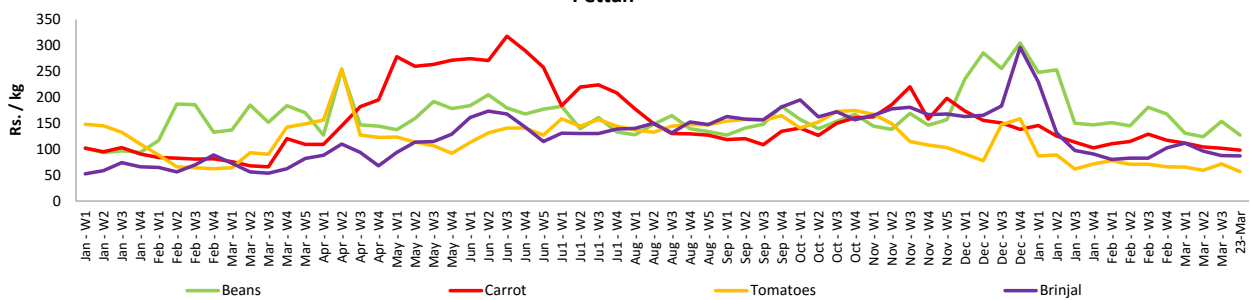
Vegetables

Item	Unit	Wholesale				Retail			
		Pettah		Dambulla		Pettah		Dambulla	
		Previous 5 Days Average	Today	Previous 5 Days Average	Today	Previous 5 Days Average	Today	Previous 5 Days Average	Today
Beans	Rs./Kg	112.00	90.00	99.00	105.00	148.00	127.00	118.00	125.00
Carrot	Rs./Kg	67.00	67.00	66.00	78.00	101.00	98.00	85.00	98.00
Cabbage	Rs./Kg	32.00	26.00	27.00	23.00	60.00	50.00	46.00	43.00
Tomatoes	Rs./Kg	40.00	33.00	23.00	14.00	67.00	57.00	42.00	34.00
Brinjal	Rs./Kg	56.00	60.00	52.00	48.00	91.00	87.00	71.00	68.00
Pumpkin	Rs./Kg	39.00	32.00	26.00	18.00	64.00	50.00	48.00	38.00
Snake gourd	Rs./Kg	53.00	60.00	39.00	38.00	83.00	90.00	58.00	58.00

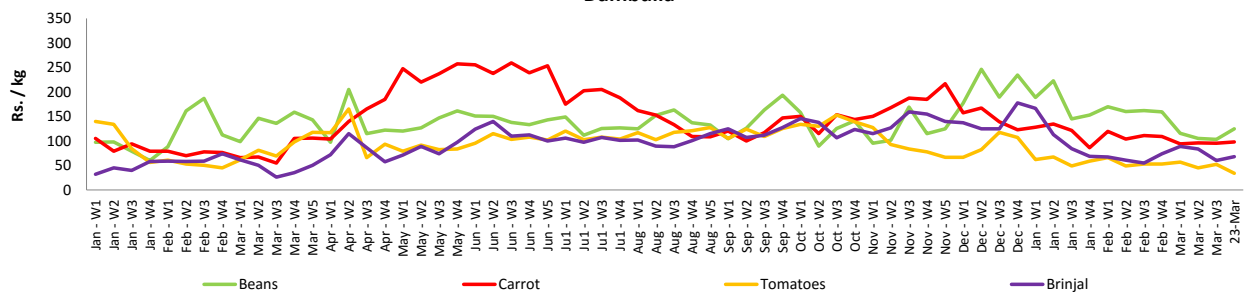
- Price increased by more than 5% compared to previous week average price.
- Price decreased by more than 5% compared to previous week average price.

Retail Prices

Pettah



Dambulla



Wholesale and Retail Prices of Selected Food Commodities - 2018/03/23

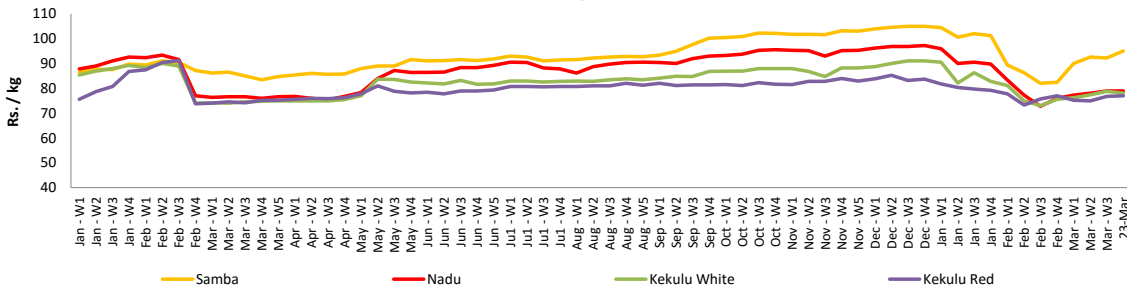
Rice

Item	Unit	Wholesale				Retail	
		Maradaghamula		Pettah		Pettah	
		Previous 5 Days Average	Today	Previous 5 Days Average	Today	Previous 5 Days Average	Today
Samba	Rs./Kg	92.00	95.00	104.00	102.00	110.00	110.00
Nadu	Rs./Kg	79.00	79.00	76.00	80.00	83.00	88.00
Kekulu White	Rs./Kg	78.00	78.00	75.00	78.00	82.00	85.00
Kekulu Red	Rs./Kg	77.00	77.00	73.00	73.00	80.00	80.00

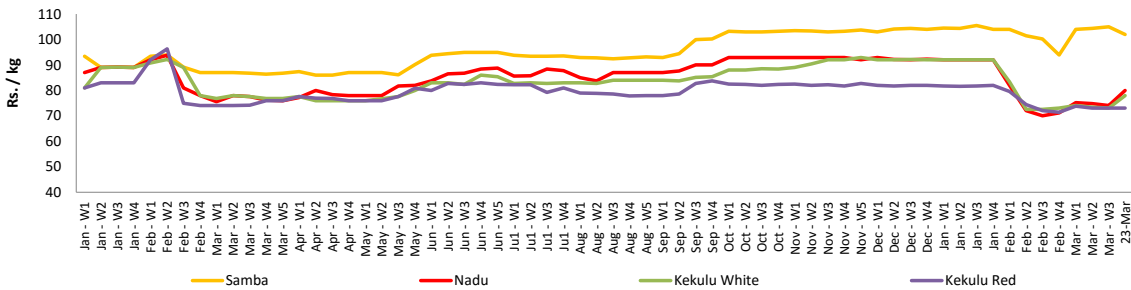
- Price increased by more than 5% compared to previous week average price.
- Price decreased by more than 5% compared to previous week average price.

Wholesale Prices

Maradaghamula

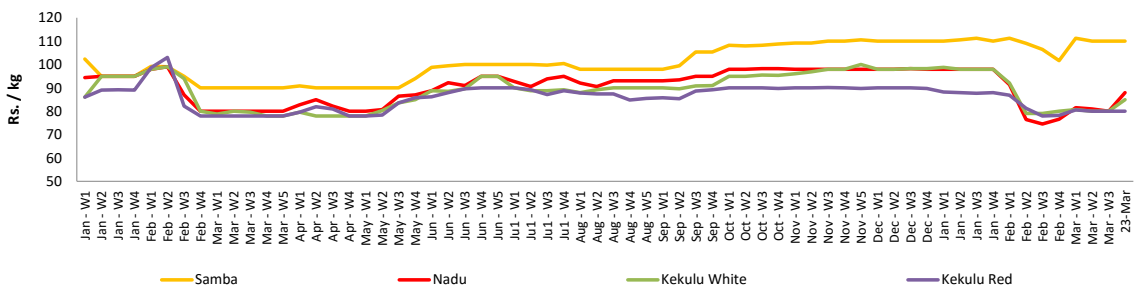


Pettah



Retail Prices

Pettah



Wholesale and Retail Prices of Selected Food Commodities - 2018/03/23

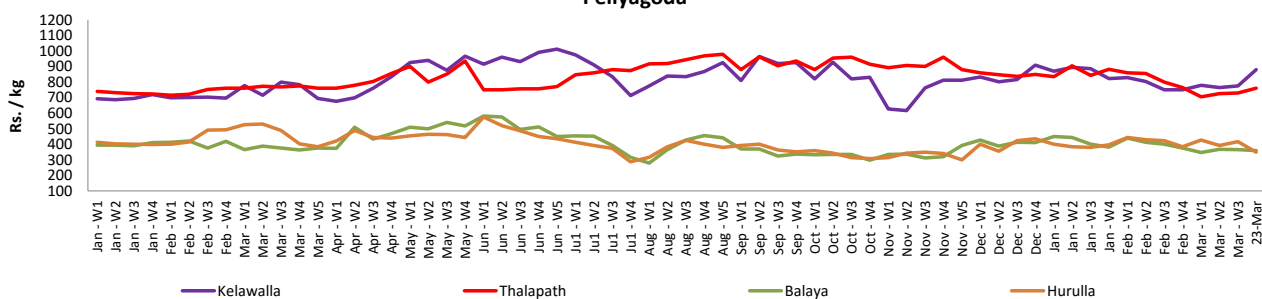
Fish

Item	Unit	Wholesale				Retail			
		Peliyagoda		Negombo		Peliyagoda		Negombo	
		Previous 5 Days Average	Today	Previous 5 Days Average	Today	Previous 5 Days Average	Today	Previous 5 Days Average	Today
Kelawalla	Rs./Kg	514.00	530.00	552.00	560.00	852.00	880.00	800.00	880.00
Thalapath	Rs./Kg	600.00	600.00	638.00	620.00	755.00	760.00	896.00	900.00
Balaya	Rs./Kg	258.00	260.00	208.00	200.00	358.00	360.00	352.00	300.00
Paraw	Rs./Kg	420.00	400.00	456.00	450.00	740.00	700.00	710.00	700.00
Salaya	Rs./Kg	114.00	90.00	108.00	100.00	160.00	120.00	178.00	170.00
Hurulla	Rs./Kg	274.00	250.00	226.00	240.00	378.00	350.00	338.00	340.00

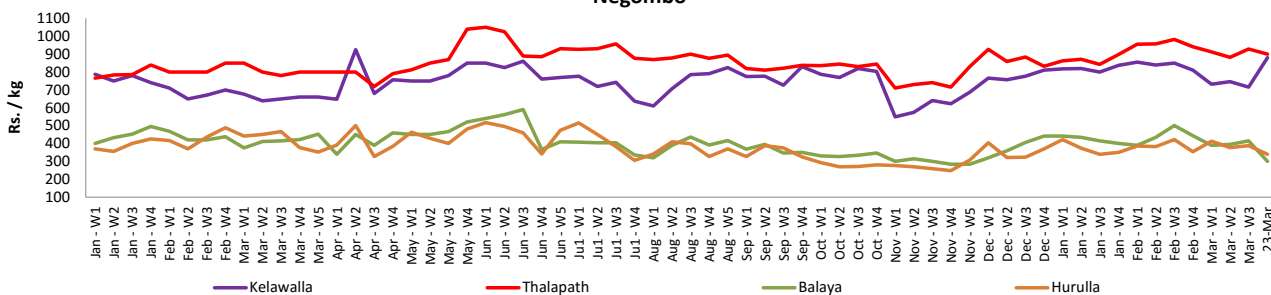
- Price increased by more than 5% compared to previous week average price.
- Price decreased by more than 5% compared to previous week average price.

Retail Prices

Peliyagoda



Negombo



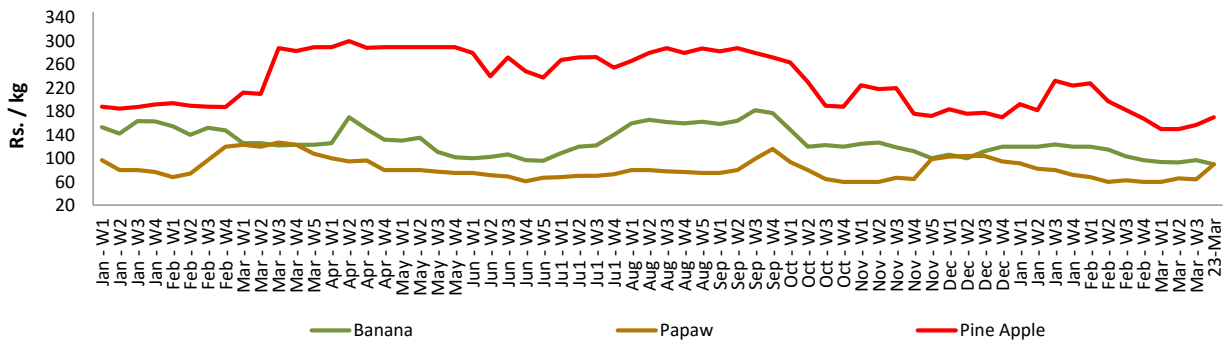
Wholesale and Retail Prices of Selected Food Commodities - 2018/03/23

Fruits

Item	Unit	Wholesale		Retail	
		Pettah			
		Previous 5 Days Average	Today	Previous 5 Days Average	Today
Banana (Sour)	Rs./Kg	62.00	60.00	96.00	90.00
Papaw	Rs./Kg	44.00	60.00	68.00	90.00
Pineapple	Rs./Kg	140.00	140.00	164.00	170.00

- Price increased by more than 5% compared to previous week average price.
- Price decreased by more than 5% compared to previous week average price.

Retail - Pettah



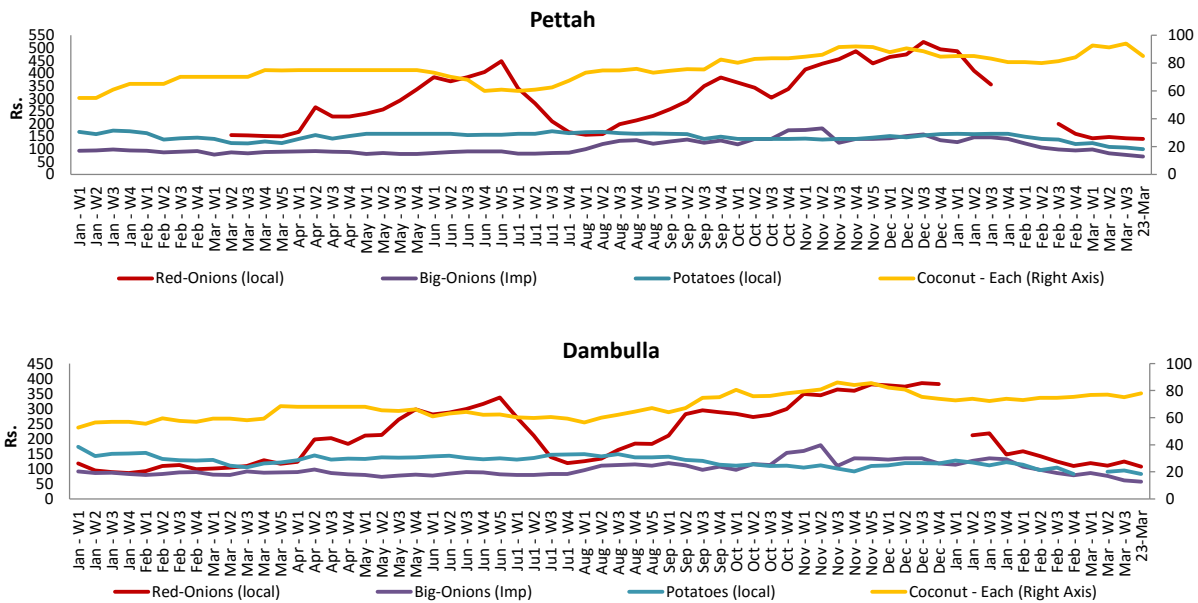
Wholesale and Retail Prices of Selected Food Commodities - 2018/03/23

Other

Item	Unit	Wholesale				Retail			
		Pettah		Dambulla		Pettah		Dambulla	
		Previous 5 Days Average	Today	Previous 5 Days Average	Today	Previous 5 Days Average	Today	Previous 5 Days Average	Today
Red-Onions (local)	Rs./Kg	111.00	118.00	107.00	95.00	138.00	140.00	119.00	108.00
Red-Onions (Imp)	Rs./Kg	113.00	118.00	119.00	n.a.	135.00	140.00	131.00	n.a.
Big-Onions (local)	Rs./Kg	n.a.	n.a.	n.a.	n.a.	n.a.	n.a.	n.a.	n.a.
Big-Onions (Imp)	Rs./Kg	49.00	49.00	47.00	47.00	71.00	70.00	58.00	58.00
Potatoes (local)	Rs./Kg	81.00	80.00	82.00	73.00	106.00	100.00	92.00	83.00
Potatoes (Imp)	Rs./Kg	50.00	50.00			70.00	70.00		
Dried Chillies (Imp)	Rs./Kg	239.00	250.00	240.00	255.00	284.00	290.00	254.00	266.00
Coconut	Rs./Nut	77.00	76.00	73.00	72.00	87.00	85.00	80.00	78.00
Coconut oil	Rs./Ltr	360.00	360.00			380.00	380.00		
Dhal	Rs./Kg	108.00	105.00			125.00	120.00		
Sugar	Rs./Kg	99.00	98.00			109.00	105.00		
Eggs	Rs./Each	12.00	12.00			13.00	13.00		
Katta	Rs./Kg	800.00	800.00			850.00	850.00		
Sprats	Rs./Kg	500.00	500.00			550.00	550.00		

- Price increased by more than 5% compared to previous week average price.
- Price decreased by more than 5% compared to previous week average price.

Retail Prices



* Prices of food commodities may vary due to quality and markets among other factors.