

Daily Price Report

A Summary of Price Developments - 22 March 2018



Vegetables

- Prices of most varieties of **vegetables** demonstrated **mixed movements** in both **Pettah** and **Dambulla** markets.



Rice

- Prices of **Nadu** and **Kekulu (Red)** **increased** in **Pettah** market reportedly **due to low supply** although **no price movement** was **observed** in **Marandaghamula**.



Fish

- Retail prices of most **small fish** varieties **continue to remain low** in both **Peliyagoda** and **Negombo** markets due to **favourable supply**.



Wholesale and Retail Prices of Selected Food Commodities - 2018/03/22

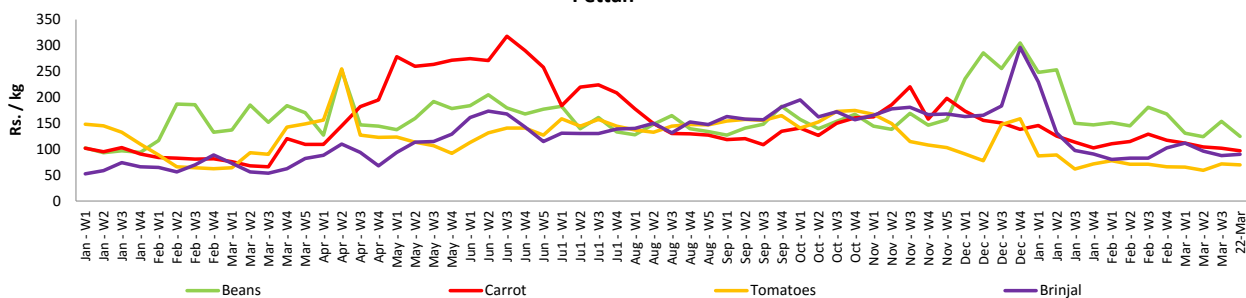
Vegetables

Item	Unit	Wholesale				Retail			
		Pettah		Dambulla		Pettah		Dambulla	
		Previous 5 Days Average	Today	Previous 5 Days Average	Today	Previous 5 Days Average	Today	Previous 5 Days Average	Today
Beans	Rs./Kg	111.00	93.00	91.00	115.00	148.00	125.00	110.00	135.00
Carrot	Rs./Kg	67.00	65.00	68.00	75.00	101.00	97.00	87.00	95.00
Cabbage	Rs./Kg	31.00	28.00	26.00	33.00	62.00	45.00	45.00	53.00
Tomatoes	Rs./Kg	37.00	40.00	27.00	18.00	64.00	70.00	46.00	38.00
Brinjal	Rs./Kg	54.00	55.00	48.00	58.00	90.00	90.00	67.00	78.00
Pumpkin	Rs./Kg	40.00	40.00	31.00	18.00	66.00	60.00	53.00	38.00
Snake gourd	Rs./Kg	50.00	60.00	39.00	38.00	80.00	90.00	58.00	58.00

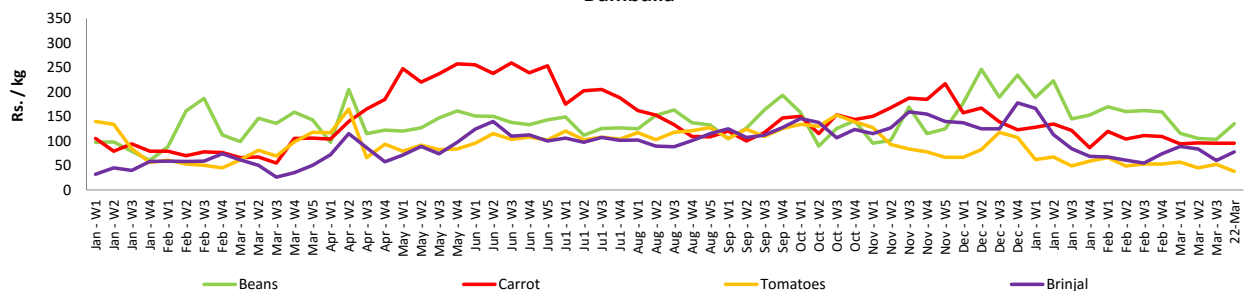
- Price increased by more than 5% compared to previous week average price.
- Price decreased by more than 5% compared to previous week average price.

Retail Prices

Pettah



Dambulla



Wholesale and Retail Prices of Selected Food Commodities - 2018/03/22

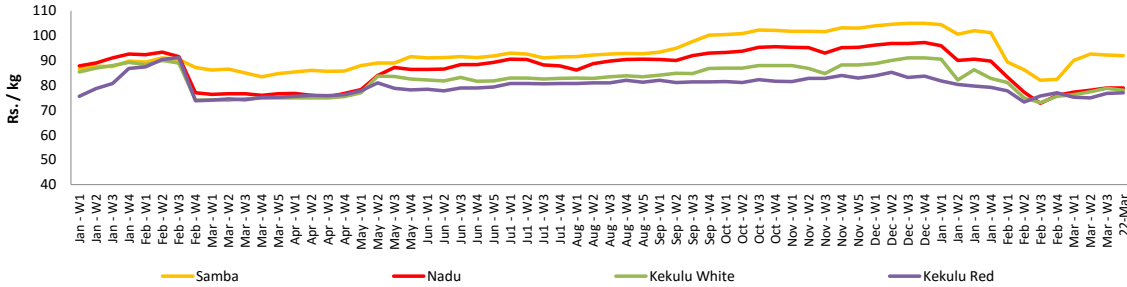
Rice

Item	Unit	Wholesale				Retail	
		Maradaghamula		Pettah		Pettah	
		Previous 5 Days Average	Today	Previous 5 Days Average	Today	Previous 5 Days Average	Today
Samba	Rs./Kg	92.00	92.00	104.00	102.00	110.00	110.00
Nadu	Rs./Kg	79.00	79.00	75.00	80.00	82.00	88.00
Kekulu White	Rs./Kg	78.00	78.00	74.00	78.00	81.00	85.00
Kekulu Red	Rs./Kg	77.00	77.00	73.00	73.00	80.00	80.00

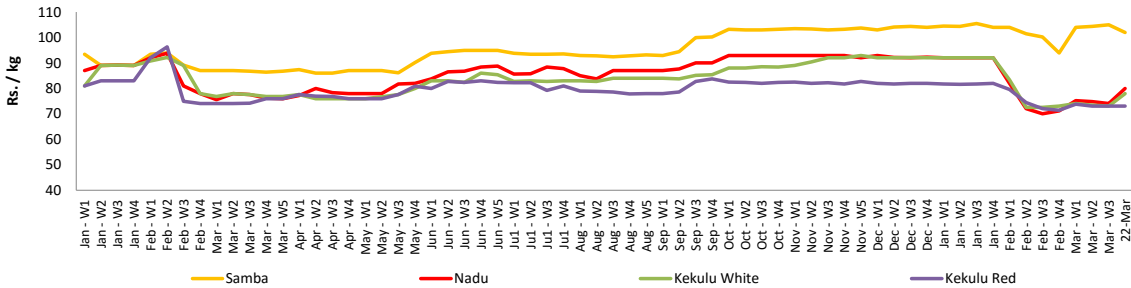
- Price increased by more than 5% compared to previous week average price.
- Price decreased by more than 5% compared to previous week average price.

Wholesale Prices

Maradaghamula

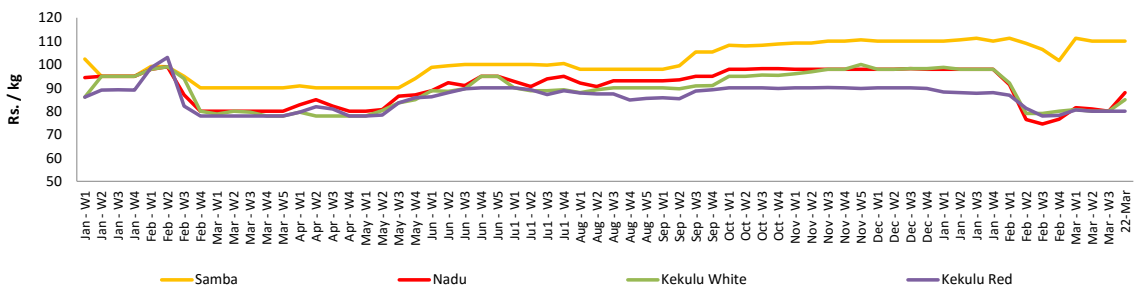


Pettah



Retail Prices

Pettah



Wholesale and Retail Prices of Selected Food Commodities - 2018/03/22

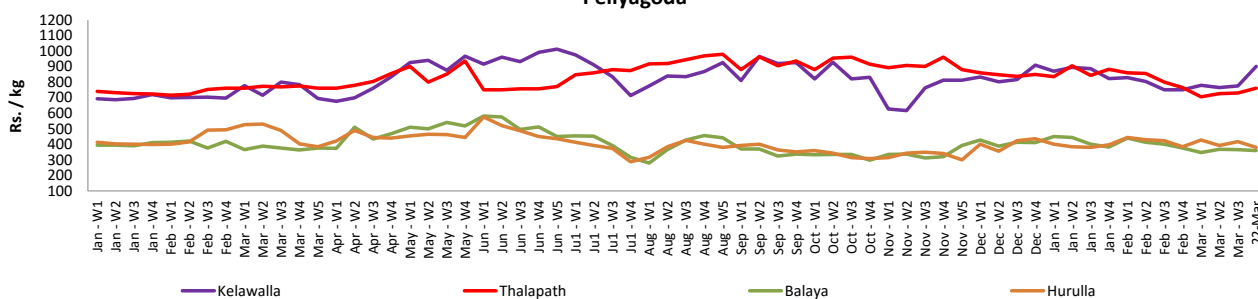
Fish

Item	Unit	Wholesale				Retail			
		Peliyagoda		Negombo		Peliyagoda		Negombo	
		Previous 5 Days Average	Today	Previous 5 Days Average	Today	Previous 5 Days Average	Today	Previous 5 Days Average	Today
Kelawalla	Rs./Kg	500.00	550.00	532.00	600.00	822.00	900.00	764.00	880.00
Thalapath	Rs./Kg	600.00	600.00	648.00	630.00	752.00	760.00	916.00	880.00
Balaya	Rs./Kg	266.00	260.00	208.00	200.00	370.00	360.00	372.00	300.00
Paraw	Rs./Kg	430.00	400.00	470.00	450.00	760.00	700.00	734.00	700.00
Salaya	Rs./Kg	118.00	100.00	114.00	120.00	164.00	140.00	192.00	180.00
Hurulla	Rs./Kg	282.00	280.00	246.00	220.00	386.00	380.00	358.00	320.00

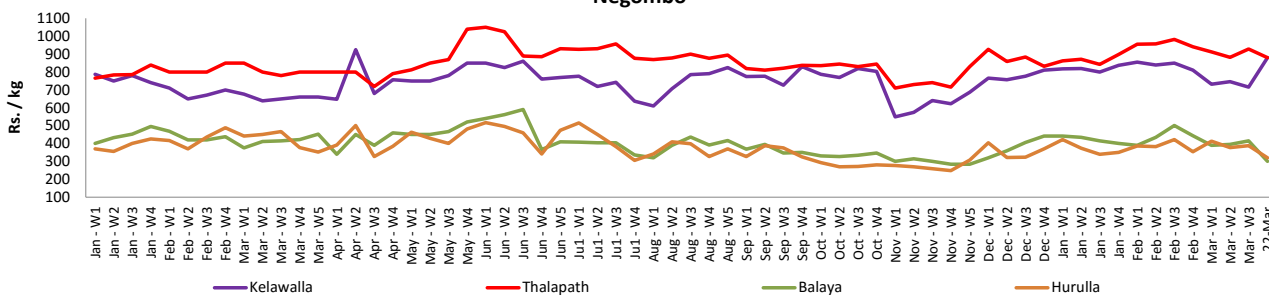
- Price increased by more than 5% compared to previous week average price.
- Price decreased by more than 5% compared to previous week average price.

Retail Prices

Peliyagoda



Negombo



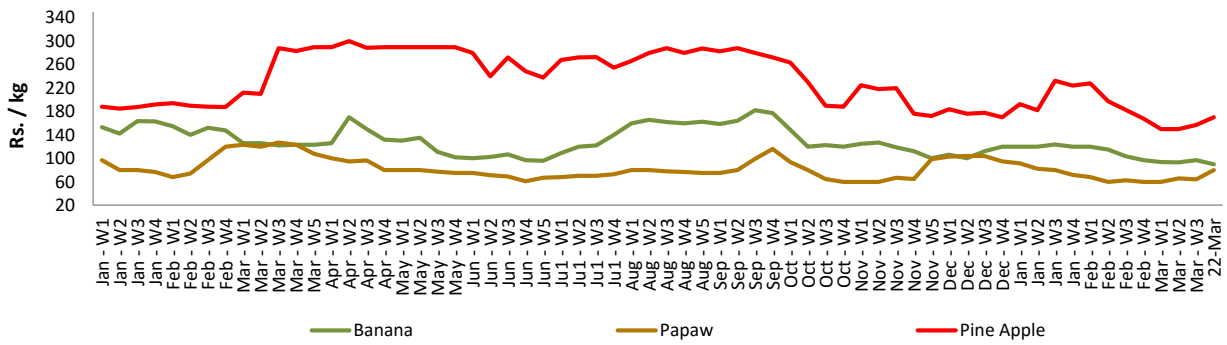
Wholesale and Retail Prices of Selected Food Commodities - 2018/03/22

Fruits

Item	Unit	Wholesale		Retail	
		Pettah			
		Previous 5 Days Average	Today	Previous 5 Days Average	Today
Banana (Sour)	Rs./Kg	62.00	60.00	97.00	90.00
Papaw	Rs./Kg	42.00	50.00	64.00	80.00
Pineapple	Rs./Kg	140.00	140.00	162.00	170.00

- Price increased by more than 5% compared to previous week average price.
- Price decreased by more than 5% compared to previous week average price.

Retail - Pettah



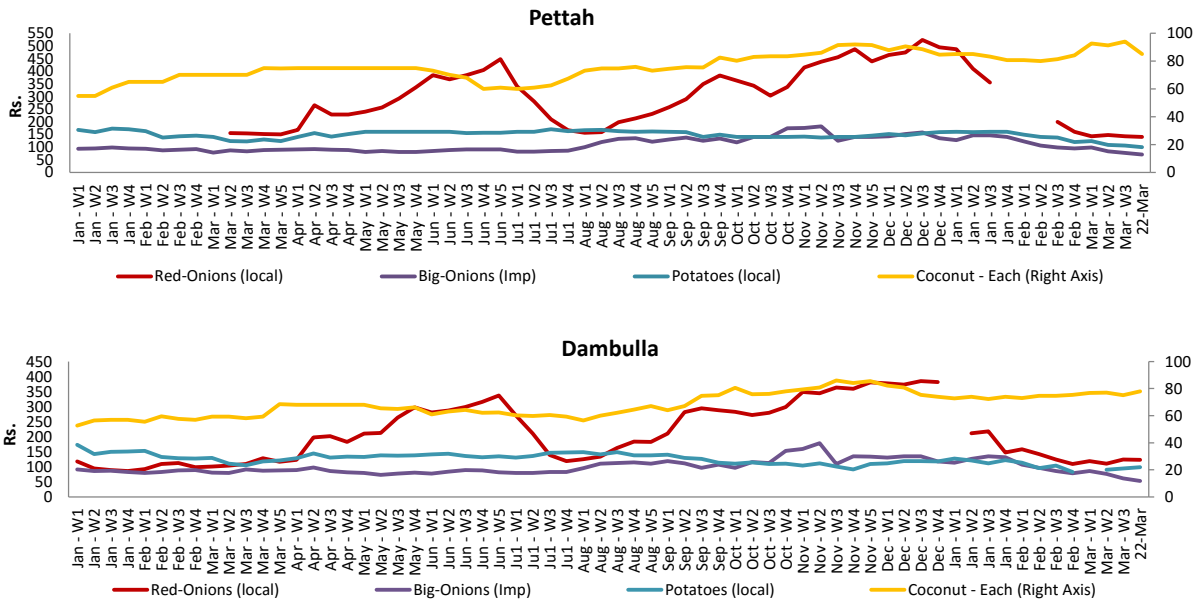
Wholesale and Retail Prices of Selected Food Commodities - 2018/03/22

Other

Item	Unit	Wholesale				Retail			
		Pettah		Dambulla		Pettah		Dambulla	
		Previous 5 Days Average	Today	Previous 5 Days Average	Today	Previous 5 Days Average	Today	Previous 5 Days Average	Today
Red-Onions (local)	Rs./Kg	111.00	118.00	108.00	113.00	138.00	140.00	121.00	123.00
Red-Onions (Imp)	Rs./Kg	112.00	118.00	105.00	n.a.	135.00	140.00	117.00	n.a.
Big-Onions (local)	Rs./Kg	n.a.	n.a.	n.a.	n.a.	n.a.	n.a.	n.a.	n.a.
Big-Onions (Imp)	Rs./Kg	50.00	49.00	48.00	43.00	72.00	70.00	60.00	53.00
Potatoes (local)	Rs./Kg	81.00	80.00	81.00	89.00	106.00	100.00	91.00	99.00
Potatoes (Imp)	Rs./Kg	50.00	50.00			70.00	70.00		
Dried Chillies (Imp)	Rs./Kg	233.00	250.00	237.00	248.00	280.00	290.00	251.00	258.00
Coconut	Rs./Nut	78.00	76.00	72.00	71.00	89.00	85.00	79.00	78.00
Coconut oil	Rs./Ltr	360.00	360.00			380.00	380.00		
Dhal	Rs./Kg	109.00	105.00			127.00	120.00		
Sugar	Rs./Kg	100.00	98.00			110.00	108.00		
Eggs	Rs./Each	12.00	12.00			13.00	13.00		
Katta	Rs./Kg	800.00	800.00			850.00	850.00		
Sprats	Rs./Kg	500.00	500.00			550.00	550.00		

- Price increased by more than 5% compared to previous week average price.
- Price decreased by more than 5% compared to previous week average price.

Retail Prices



* Prices of food commodities may vary due to quality and markets among other factors.