

# Daily Price Report

---

## A Summary of Price Developments - 21 March 2018

---



### Vegetables

- Prices of most varieties of **vegetables** demonstrated **mixed movements** in both **Pettah** and **Dambulla** markets.



### Rice

- Prices of **Nadu** and **Kekulu (Red)** **increased** in **Pettah** market reportedly **due to low supply**.



### Fish

- Prices of most **small fish** varieties **decreased** in both **Peliyagoda** and **Negombo** markets due to **favourable supply**.



# Wholesale and Retail Prices of Selected Food Commodities - 2018/03/21

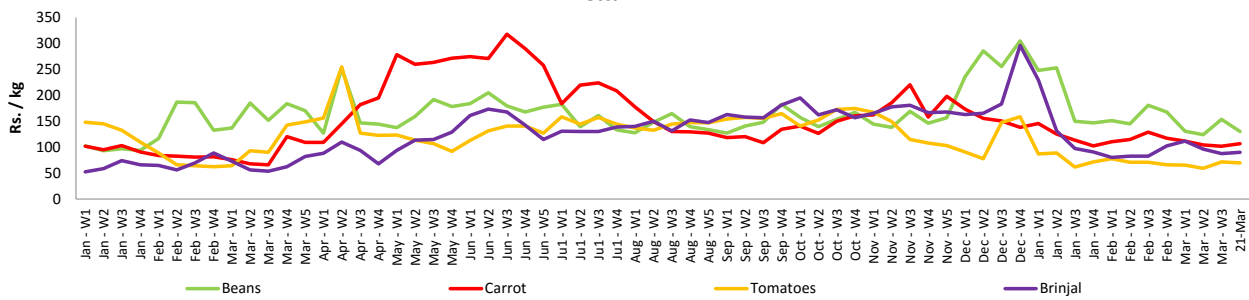
## Vegetables

Item	Unit	Wholesale				Retail			
		Pettah		Dambulla		Pettah		Dambulla	
		Previous 5 Days Average	Today	Previous 5 Days Average	Today	Previous 5 Days Average	Today	Previous 5 Days Average	Today
Beans	Rs./Kg	119.00	100.00	90.00	83.00	157.00	130.00	109.00	103.00
Carrot	Rs./Kg	69.00	63.00	71.00	68.00	101.00	107.00	90.00	88.00
Cabbage	Rs./Kg	31.00	36.00	27.00	25.00	58.00	80.00	45.00	45.00
Tomatoes	Rs./Kg	38.00	47.00	30.00	23.00	66.00	70.00	49.00	43.00
Brinjal	Rs./Kg	54.00	53.00	44.00	58.00	89.00	90.00	63.00	78.00
Pumpkin	Rs./Kg	42.00	32.00	35.00	24.00	66.00	67.00	56.00	45.00
Snake gourd	Rs./Kg	52.00	40.00	39.00	38.00	80.00	80.00	58.00	58.00

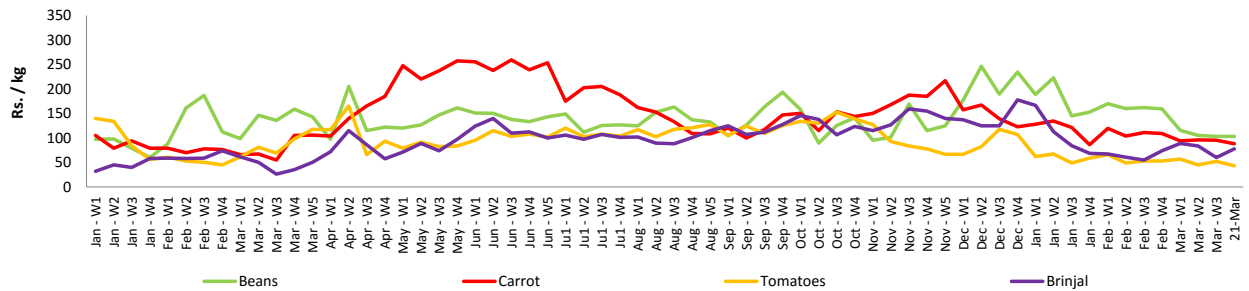
- Price increased by more than 5% compared to previous week average price.
- Price decreased by more than 5% compared to previous week average price.

### Retail Prices

#### Pettah



#### Dambulla



# Wholesale and Retail Prices of Selected Food Commodities - 2018/03/21

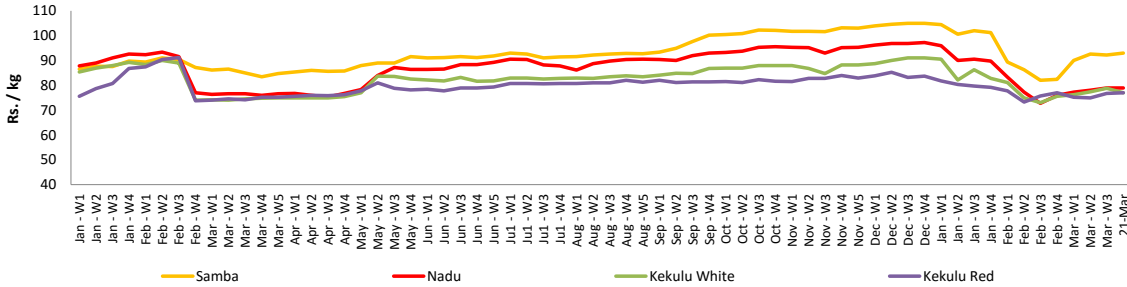
## Rice

Item	Unit	Wholesale				Retail	
		Maradaghamula		Pettah		Pettah	
		Previous 5 Days Average	Today	Previous 5 Days Average	Today	Previous 5 Days Average	Today
Samba	Rs./Kg	92.00	93.00	105.00	102.00	110.00	110.00
Nadu	Rs./Kg	79.00	79.00	74.00	80.00	80.00	88.00
Kekulu White	Rs./Kg	79.00	77.00	73.00	78.00	80.00	85.00
Kekulu Red	Rs./Kg	77.00	77.00	73.00	73.00	80.00	80.00

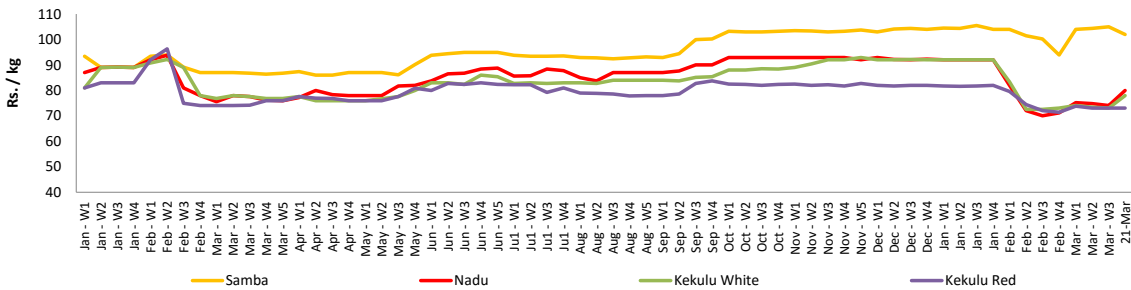
- Price increased by more than 5% compared to previous week average price.
- Price decreased by more than 5% compared to previous week average price.

### Wholesale Prices

#### Marandaghamula

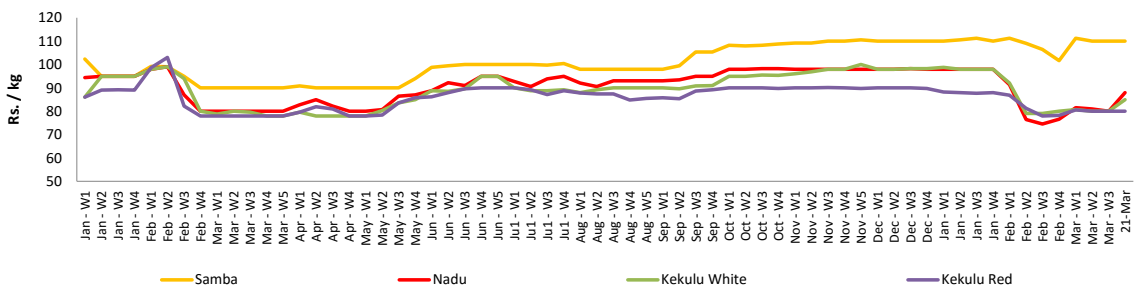


#### Pettah



### Retail Prices

#### Pettah



# Wholesale and Retail Prices of Selected Food Commodities - 2018/03/21

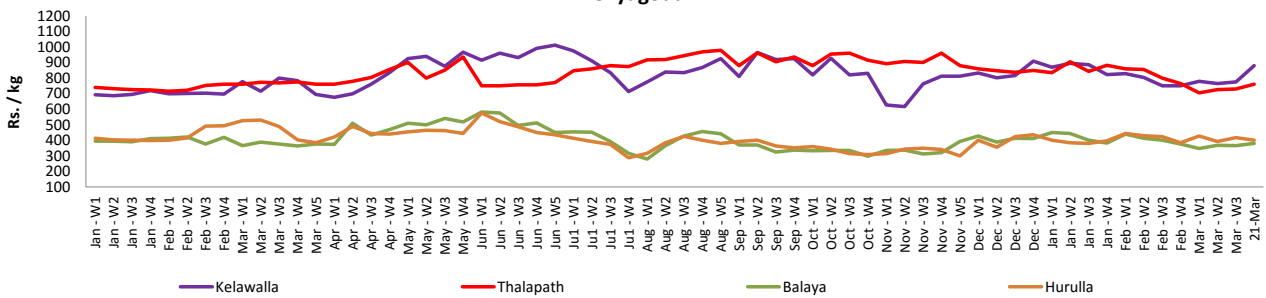
## Fish

Item	Unit	Wholesale				Retail			
		Peliyagoda		Negombo		Peliyagoda		Negombo	
		Previous 5 Days Average	Today	Previous 5 Days Average	Today	Previous 5 Days Average	Today	Previous 5 Days Average	Today
Kelawalla	Rs./Kg	490.00	530.00	512.00	600.00	796.00	880.00	728.00	880.00
Thalapath	Rs./Kg	600.00	600.00	654.00	650.00	738.00	760.00	932.00	900.00
Balaya	Rs./Kg	258.00	280.00	208.00	200.00	362.00	380.00	392.00	300.00
Paraw	Rs./Kg	450.00	400.00	490.00	420.00	772.00	700.00	764.00	670.00
Salaya	Rs./Kg	122.00	100.00	122.00	110.00	168.00	140.00	208.00	170.00
Hurulla	Rs./Kg	292.00	300.00	266.00	220.00	396.00	400.00	370.00	360.00

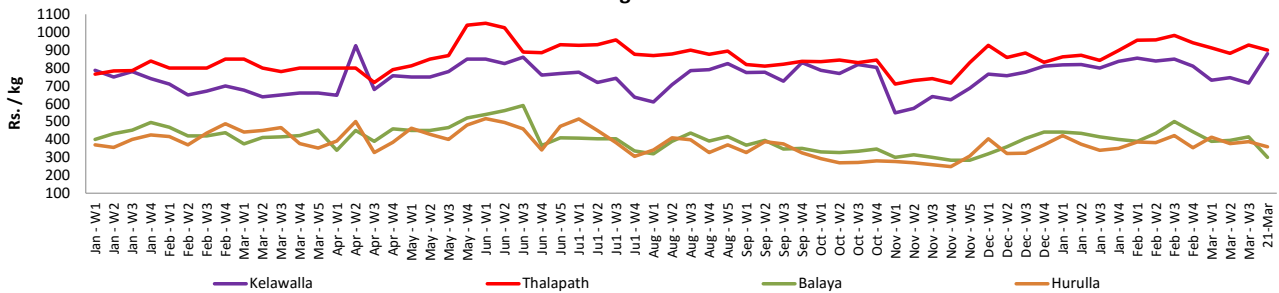
- Price increased by more than 5% compared to previous week average price.
- Price decreased by more than 5% compared to previous week average price.

### Retail Prices

#### Peliyagoda



#### Negombo



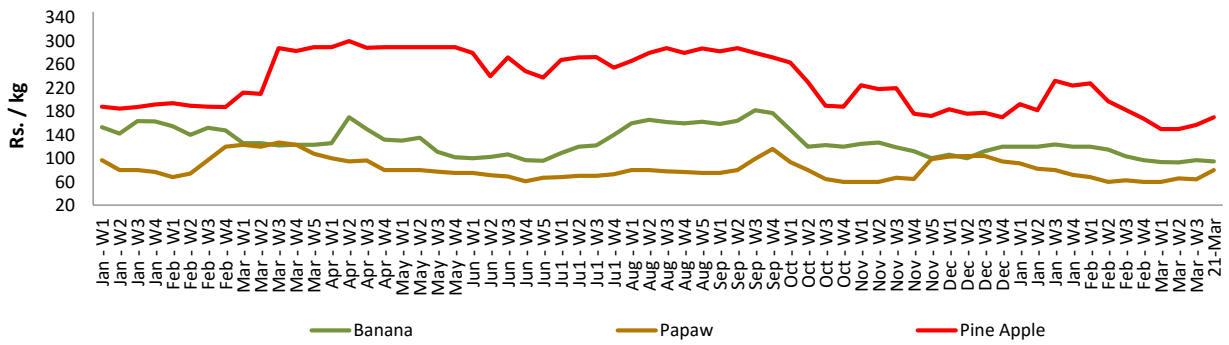
# Wholesale and Retail Prices of Selected Food Commodities - 2018/03/21

## Fruits

Item	Unit	Wholesale		Retail	
		Pettah			
		Previous 5 Days Average	Today	Previous 5 Days Average	Today
Banana (Sour)	Rs./Kg	65.00	60.00	98.00	95.00
Papaw	Rs./Kg	40.00	50.00	60.00	80.00
Pineapple	Rs./Kg	140.00	140.00	160.00	170.00

- Price increased by more than 5% compared to previous week average price.
- Price decreased by more than 5% compared to previous week average price.

Retail - Pettah



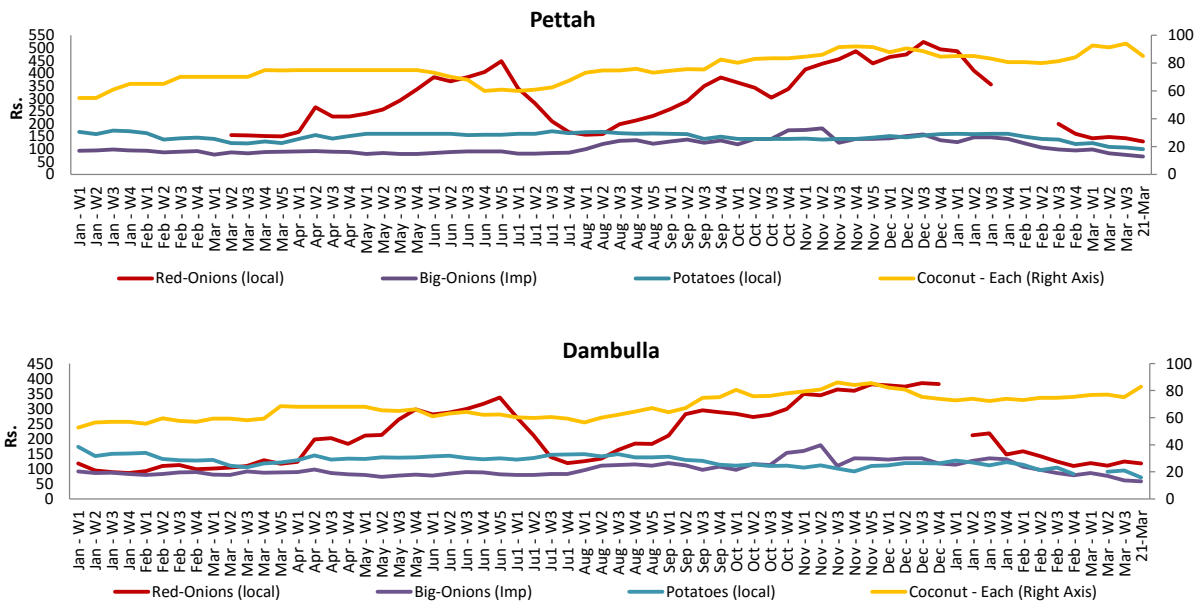
# Wholesale and Retail Prices of Selected Food Commodities - 2018/03/21

## Other

Item	Unit	Wholesale				Retail			
		Pettah		Dambulla		Pettah		Dambulla	
		Previous 5 Days Average	Today	Previous 5 Days Average	Today	Previous 5 Days Average	Today	Previous 5 Days Average	Today
Red-Onions (local)	Rs./Kg	113.00	110.00	109.00	105.00	140.00	130.00	124.00	118.00
Red-Onions (Imp)	Rs./Kg	114.00	110.00	105.00	n.a.	137.00	130.00	117.00	n.a.
Big-Onions (local)	Rs./Kg	n.a.	n.a.	n.a.	n.a.	n.a.	n.a.	n.a.	n.a.
Big-Onions (Imp)	Rs./Kg	52.00	48.00	49.00	49.00	74.00	70.00	60.00	59.00
Potatoes (local)	Rs./Kg	81.00	80.00	85.00	61.00	106.00	100.00	95.00	71.00
Potatoes (Imp)	Rs./Kg	51.00	50.00			70.00	70.00		
Dried Chillies (Imp)	Rs./Kg	227.00	250.00	235.00	243.00	276.00	290.00	249.00	253.00
Coconut	Rs./Nut	78.00	76.00	71.00	76.00	91.00	85.00	78.00	83.00
Coconut oil	Rs./Ltr	360.00	360.00			380.00	380.00		
Dhal	Rs./Kg	110.00	105.00			129.00	120.00		
Sugar	Rs./Kg	100.00	98.00			110.00	108.00		
Eggs	Rs./Each	12.20	12.00			13.20	13.00		
Katta	Rs./Kg	800.00	800.00			850.00	850.00		
Sprats	Rs./Kg	500.00	500.00			550.00	550.00		

- Price increased by more than 5% compared to previous week average price.
- Price decreased by more than 5% compared to previous week average price.

### Retail Prices



\* Prices of food commodities may vary due to quality and markets among other factors.