

# Daily Price Report

---

A Summary of Price Developments - 20 March 2018

---



## Vegetables

- Prices of most varieties of **vegetables** demonstrated **mixed movements** in both **Pettah** and **Dambulla** markets.



## Rice

- Prices of most varieties of **rice remained stable** in **Pettah** market while price of **Samba increased** in **Marandaghamula** market.



## Fish

- Prices of most varieties of **fish decreased** in both **Peliyagoda** and **Negombo** markets due to **favourable supply**.



## Other

- Price of **Dried Chillies (Imported) increased** in both **Pettah** and **Dambulla** markets due to **low availability**.



# Wholesale and Retail Prices of Selected Food Commodities - 2018/03/20

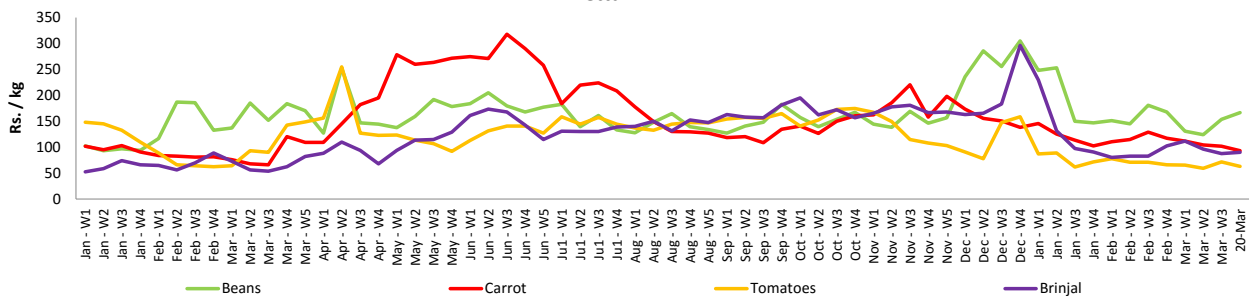
## Vegetables

Item	Unit	Wholesale				Retail			
		Pettah		Dambulla		Pettah		Dambulla	
		Previous 5 Days Average	Today	Previous 5 Days Average	Today	Previous 5 Days Average	Today	Previous 5 Days Average	Today
Beans	Rs./Kg	124.00	118.00	86.00	103.00	159.00	167.00	105.00	123.00
Carrot	Rs./Kg	71.00	63.00	71.00	75.00	103.00	93.00	90.00	95.00
Cabbage	Rs./Kg	32.00	29.00	30.00	23.00	60.00	55.00	46.00	43.00
Tomatoes	Rs./Kg	41.00	33.00	32.00	23.00	69.00	63.00	51.00	43.00
Brinjal	Rs./Kg	53.00	58.00	42.00	53.00	88.00	90.00	61.00	73.00
Pumpkin	Rs./Kg	43.00	41.00	40.00	23.00	69.00	62.00	61.00	43.00
Snake gourd	Rs./Kg	52.00	57.00	40.00	43.00	80.00	87.00	59.00	63.00

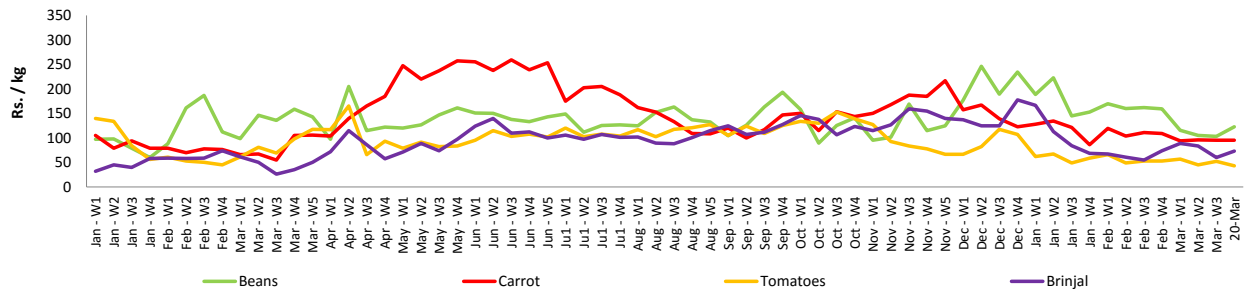
- Price increased by more than 5% compared to previous week average price.
- Price decreased by more than 5% compared to previous week average price.

### Retail Prices

#### Pettah



#### Dambulla



# Wholesale and Retail Prices of Selected Food Commodities - 2018/03/20

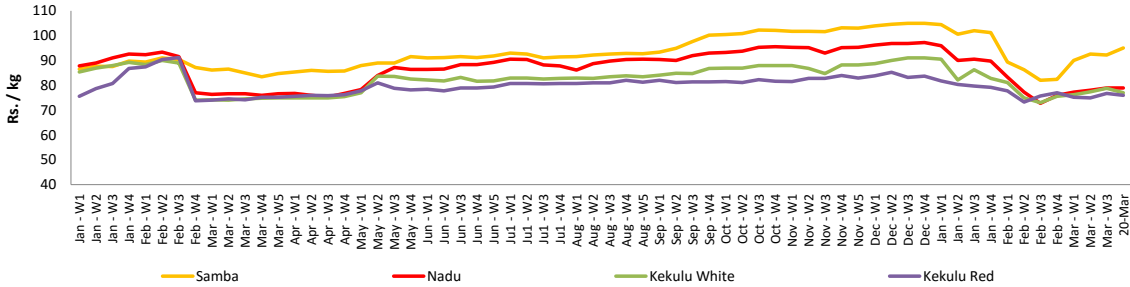
## Rice

Item	Unit	Wholesale				Retail	
		Maradaghamula		Pettah		Pettah	
		Previous 5 Days Average	Today	Previous 5 Days Average	Today	Previous 5 Days Average	Today
Samba	Rs./Kg	92.00	95.00	105.00	105.00	110.00	110.00
Nadu	Rs./Kg	79.00	79.00	74.00	74.00	80.00	80.00
Kekulu White	Rs./Kg	79.00	77.00	73.00	73.00	80.00	80.00
Kekulu Red	Rs./Kg	77.00	76.00	73.00	73.00	80.00	80.00

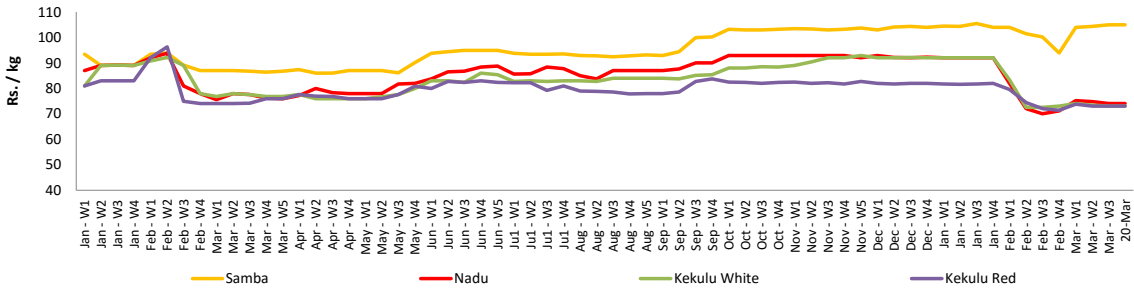
- Price increased by more than 5% compared to previous week average price.
- Price decreased by more than 5% compared to previous week average price.

### Wholesale Prices

#### Marandaghamula

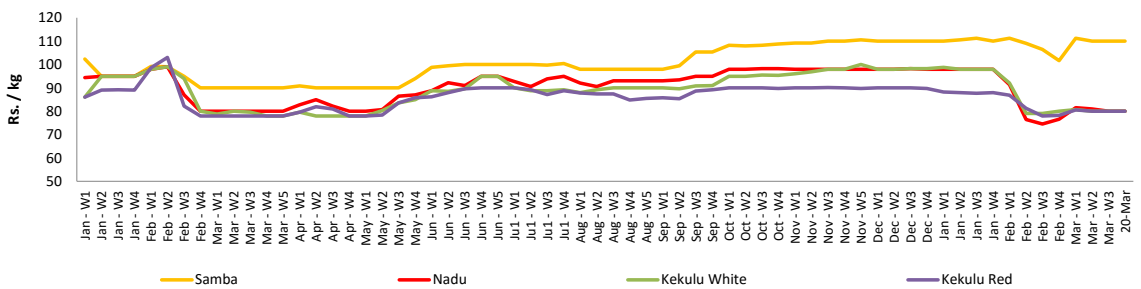


#### Pettah



### Retail Prices

#### Pettah



# Wholesale and Retail Prices of Selected Food Commodities - 2018/03/20

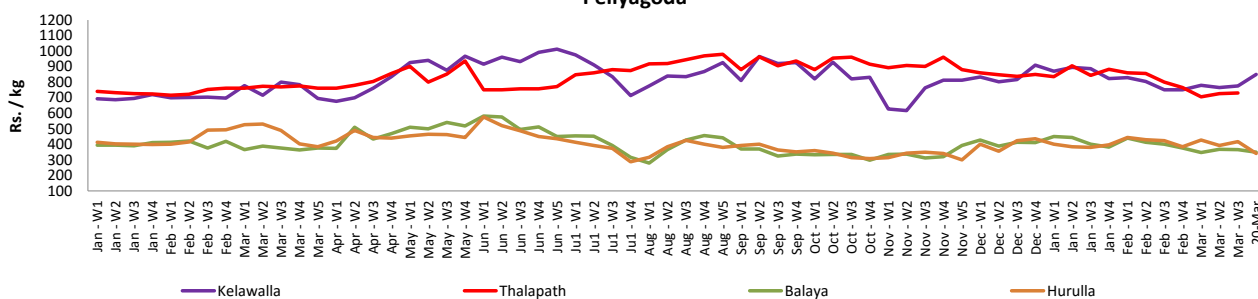
## Fish

Item	Unit	Wholesale				Retail			
		Peliyagoda		Negombo		Peliyagoda		Negombo	
		Previous 5 Days Average	Today	Previous 5 Days Average	Today	Previous 5 Days Average	Today	Previous 5 Days Average	Today
Kelawalla	Rs./Kg	482.00	520.00	498.00	600.00	786.00	850.00	702.00	880.00
Thalapath	Rs./Kg	600.00	n.a.	664.00	650.00	739.00	n.a.	932.00	900.00
Balaya	Rs./Kg	264.00	250.00	226.00	180.00	368.00	350.00	416.00	300.00
Paraw	Rs./Kg	466.00	400.00	506.00	440.00	792.00	700.00	788.00	700.00
Salaya	Rs./Kg	128.00	100.00	126.00	100.00	176.00	140.00	212.00	180.00
Hurulla	Rs./Kg	314.00	240.00	278.00	200.00	418.00	340.00	382.00	300.00

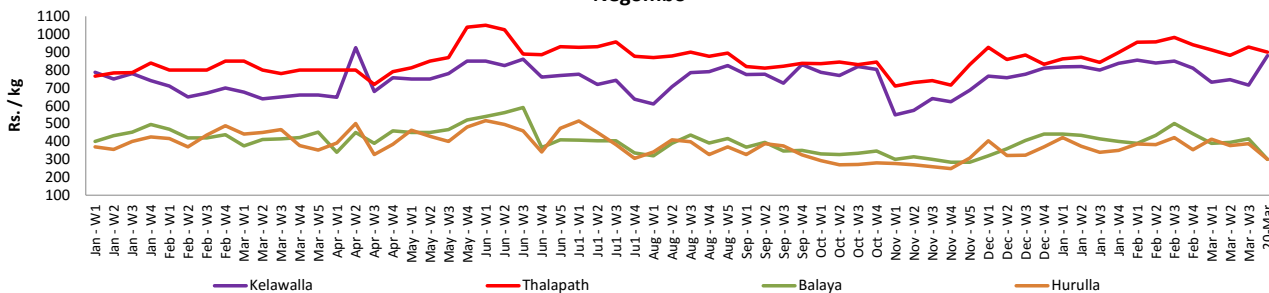
- Price increased by more than 5% compared to previous week average price.
- Price decreased by more than 5% compared to previous week average price.

### Retail Prices

#### Peliyagoda



#### Negombo



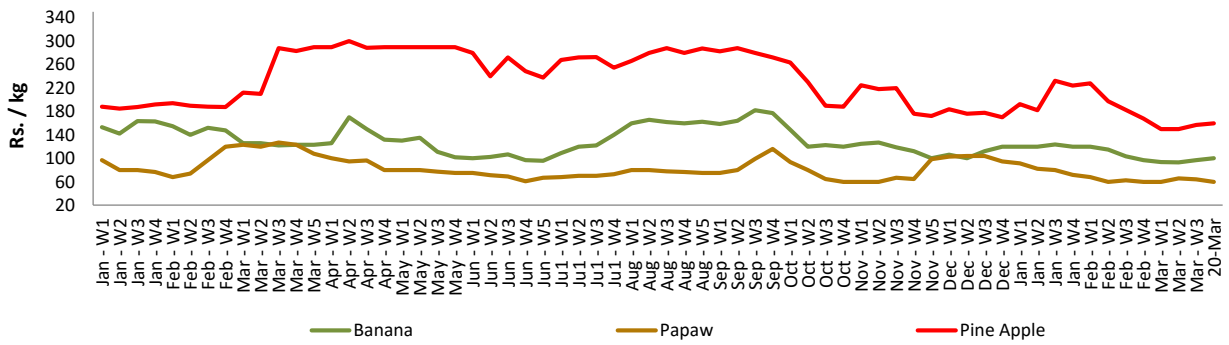
# Wholesale and Retail Prices of Selected Food Commodities - 2018/03/20

## Fruits

Item	Unit	Wholesale		Retail	
		Pettah			
		Previous 5 Days Average	Today	Previous 5 Days Average	Today
Banana (Sour)	Rs./Kg	66.00	60.00	98.00	100.00
Papaw	Rs./Kg	41.00	40.00	62.00	60.00
Pineapple	Rs./Kg	138.00	140.00	159.00	160.00

- Price increased by more than 5% compared to previous week average price.
- Price decreased by more than 5% compared to previous week average price.

Retail - Pettah



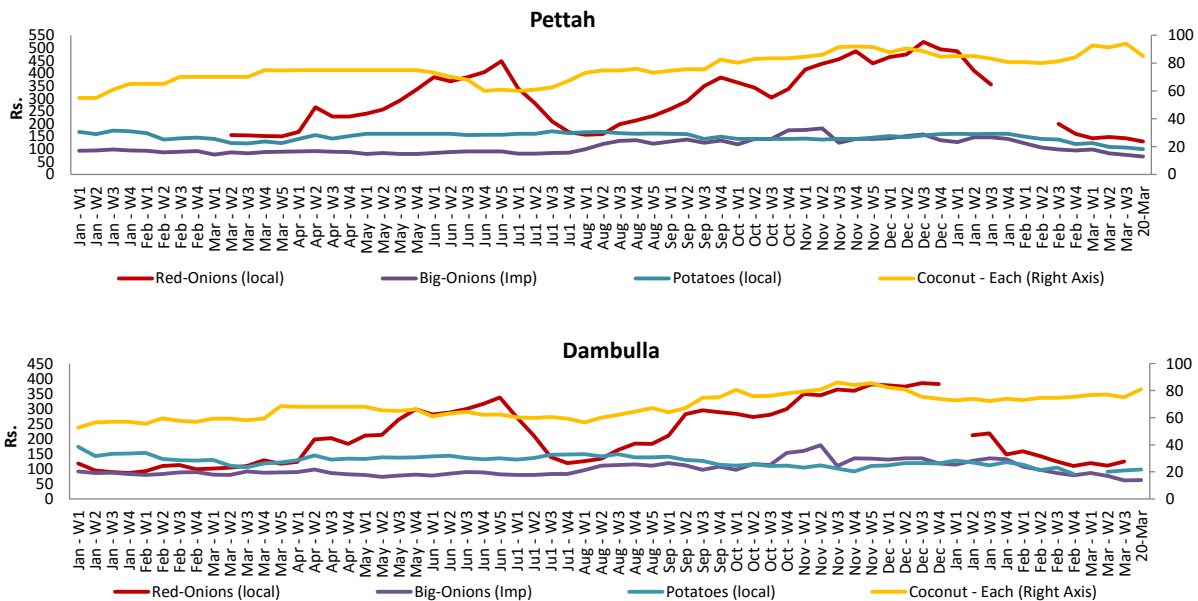
# Wholesale and Retail Prices of Selected Food Commodities - 2018/03/20

## Other

Item	Unit	Wholesale				Retail			
		Pettah		Dambulla		Pettah		Dambulla	
		Previous 5 Days Average	Today	Previous 5 Days Average	Today	Previous 5 Days Average	Today	Previous 5 Days Average	Today
Red-Onions (local)	Rs./Kg	116.00	105.00	111.00	n.a.	142.00	130.00	124.00	n.a.
Red-Onions (Imp)	Rs./Kg	117.00	105.00	110.00	105.00	139.00	130.00	122.00	118.00
Big-Onions (local)	Rs./Kg	n.a.	n.a.	n.a.	n.a.	n.a.	n.a.	n.a.	n.a.
Big-Onions (Imp)	Rs./Kg	53.00	50.00	49.00	53.00	76.00	70.00	60.00	63.00
Potatoes (local)	Rs./Kg	80.00	80.00	85.00	88.00	106.00	100.00	95.00	98.00
Potatoes (Imp)	Rs./Kg	52.00	50.00			70.00	70.00		
Dried Chillies (Imp)	Rs./Kg	222.00	245.00	233.00	255.00	271.00	295.00	247.00	268.00
Coconut	Rs./Nut	79.00	76.00	70.00	74.00	93.00	85.00	76.00	81.00
Coconut oil	Rs./Ltr	360.00	360.00			380.00	380.00		
Dhal	Rs./Kg	110.00	110.00			129.00	130.00		
Sugar	Rs./Kg	100.00	100.00			110.00	110.00		
Eggs	Rs./Each	12.40	12.00			13.40	13.00		
Katta	Rs./Kg	800.00	800.00			850.00	850.00		
Sprats	Rs./Kg	500.00	500.00			550.00	550.00		

- Price increased by more than 5% compared to previous week average price.
- Price decreased by more than 5% compared to previous week average price.

### Retail Prices



\* Prices of food commodities may vary due to quality and markets among other factors.