

# Daily Price Report

---

## A Summary of Price Developments - 19 March 2018

---



### Vegetables

- Prices of most varieties of **vegetables** demonstrated **mixed movements** in both **Pettah** and **Dambulla** markets.



### Rice

- Prices of most varieties of **rice** **remained stable** in both **Pettah** and **Marandaghamula** markets.



### Other

- Price of **Red Onions (local)** **decreased** in both **Pettah** and **Dambulla** markets due to **favourable supply conditions**.



# Wholesale and Retail Prices of Selected Food Commodities - 2018/03/19

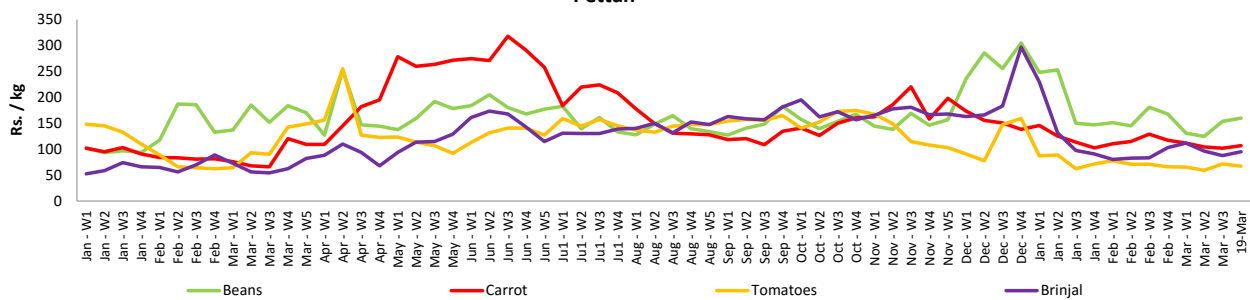
## Vegetables

Item	Unit	Wholesale				Retail			
		Pettah		Dambulla		Pettah		Dambulla	
		Previous 5 Days Average	Today	Previous 5 Days Average	Today	Previous 5 Days Average	Today	Previous 5 Days Average	Today
Beans	Rs./Kg	118.00	123.00	83.00	115.00	154.00	160.00	103.00	130.00
Carrot	Rs./Kg	70.00	73.00	75.00	65.00	102.00	107.00	95.00	80.00
Cabbage	Rs./Kg	32.00	32.00	28.00	33.00	60.00	60.00	46.00	45.00
Tomatoes	Rs./Kg	41.00	38.00	32.00	28.00	72.00	67.00	52.00	43.00
Brinjal	Rs./Kg	54.00	60.00	40.00	53.00	87.00	95.00	60.00	68.00
Pumpkin	Rs./Kg	44.00	43.00	45.00	28.00	70.00	68.00	65.00	55.00
Snake gourd	Rs./Kg	50.40	60.00	41.00	38.00	78.00	90.00	61.00	53.00

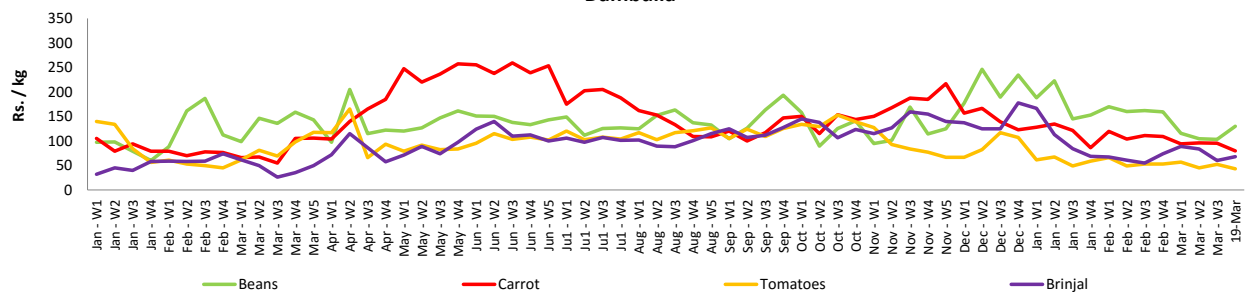
- Price increased by more than 5% compared to previous week average price.
- Price decreased by more than 5% compared to previous week average price.

### Retail Prices

#### Pettah



#### Dambulla



# Wholesale and Retail Prices of Selected Food Commodities - 2018/03/19

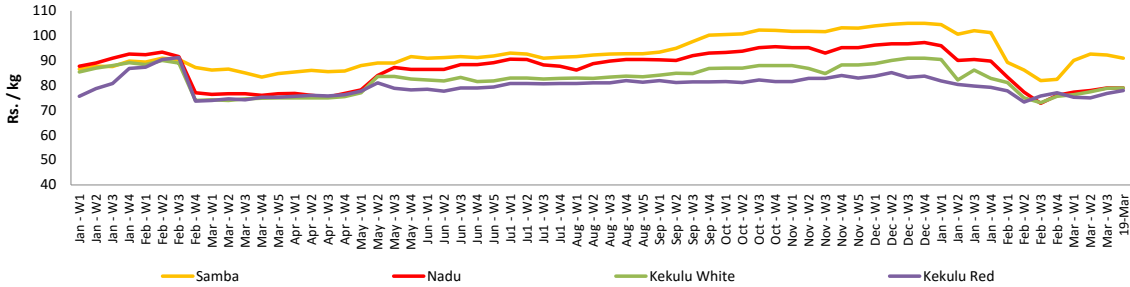
## Rice

Item	Unit	Wholesale				Retail	
		Maradaghamula		Pettah		Pettah	
		Previous 5 Days Average	Today	Previous 5 Days Average	Today	Previous 5 Days Average	Today
Samba	Rs./Kg	92.00	91.00	105.00	105.00	110.00	110.00
Nadu	Rs./Kg	79.00	79.00	74.00	74.00	80.00	80.00
Kekulu White	Rs./Kg	79.00	79.00	73.00	73.00	80.00	80.00
Kekulu Red	Rs./Kg	77.00	78.00	73.00	73.00	80.00	80.00

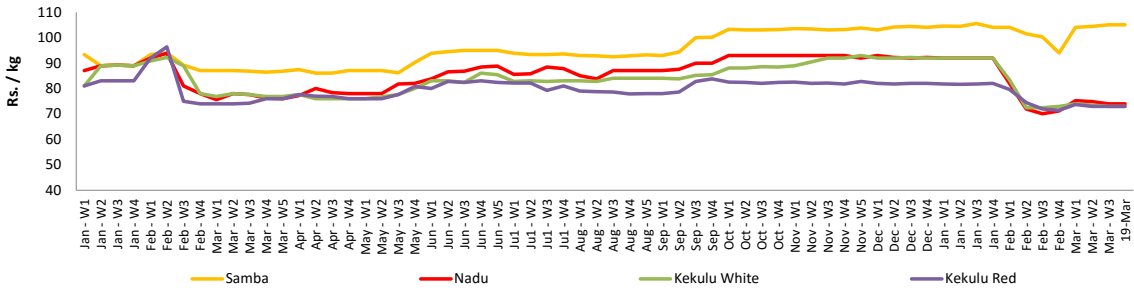
- Price increased by more than 5% compared to previous week average price.
- Price decreased by more than 5% compared to previous week average price.

### Wholesale Prices

#### Marandaghamula

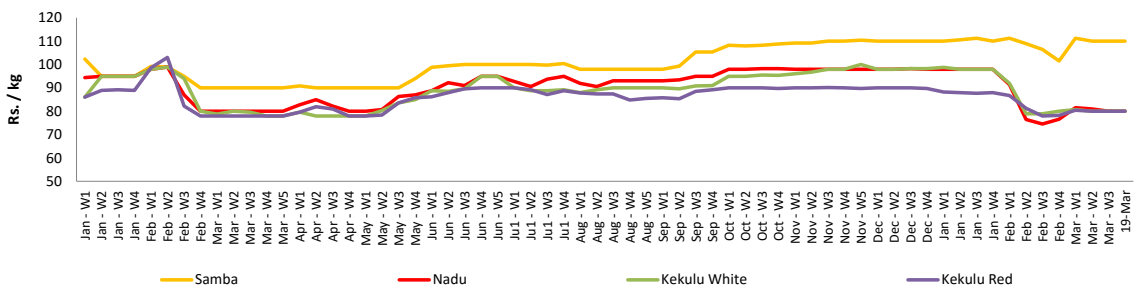


#### Pettah



### Retail Prices

#### Pettah



# Wholesale and Retail Prices of Selected Food Commodities - 2018/03/19

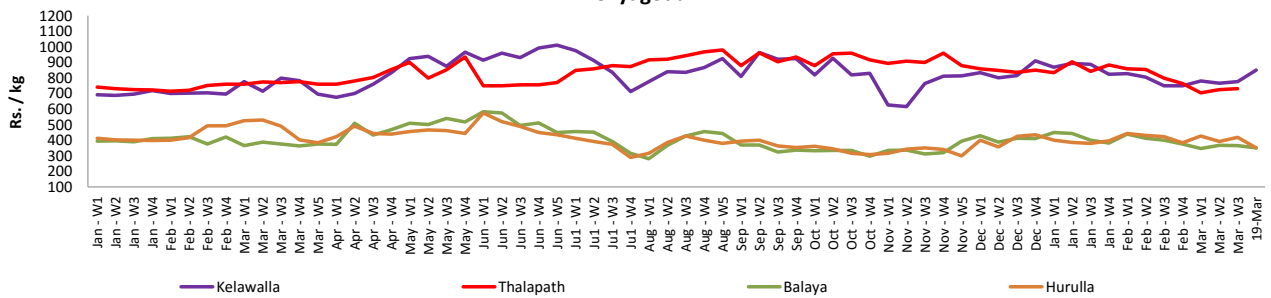
## Fish

Item	Unit	Wholesale				Retail			
		Peliyagoda		Negombo		Peliyagoda		Negombo	
		Previous 5 Days Average	Today	Previous 5 Days Average	Today	Previous 5 Days Average	Today	Previous 5 Days Average	Today
Kelawalla	Rs./Kg	474.00	520.00	508.00	480.00	776.00	850.00	716.00	680.00
Thalapath	Rs./Kg	600.00	n.a.	674.00	630.00	731.00	n.a.	928.00	900.00
Balaya	Rs./Kg	262.00	250.00	234.00	230.00	366.00	350.00	414.00	430.00
Paraw	Rs./Kg	466.00	400.00	526.00	420.00	792.00	700.00	816.00	680.00
Salaya	Rs./Kg	128.00	130.00	134.00	100.00	176.00	180.00	224.00	180.00
Hurulla	Rs./Kg	314.00	250.00	288.00	230.00	418.00	350.00	388.00	350.00

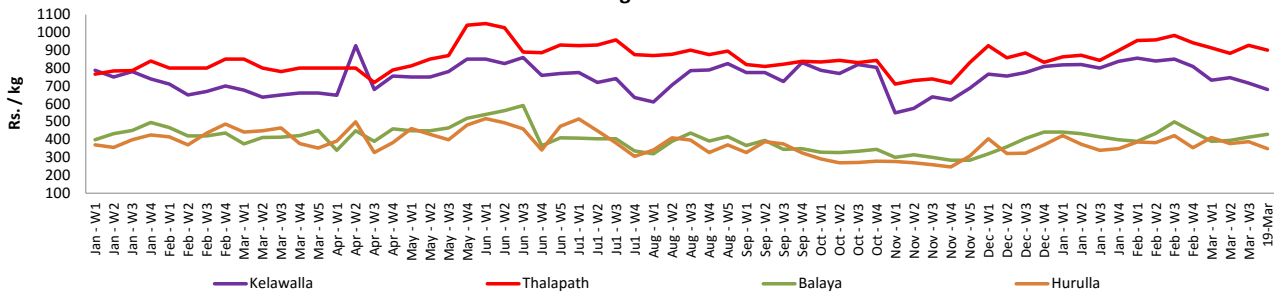
- Price increased by more than 5% compared to previous week average price.
- Price decreased by more than 5% compared to previous week average price.

### Retail Prices

#### Peliyagoda



#### Negombo



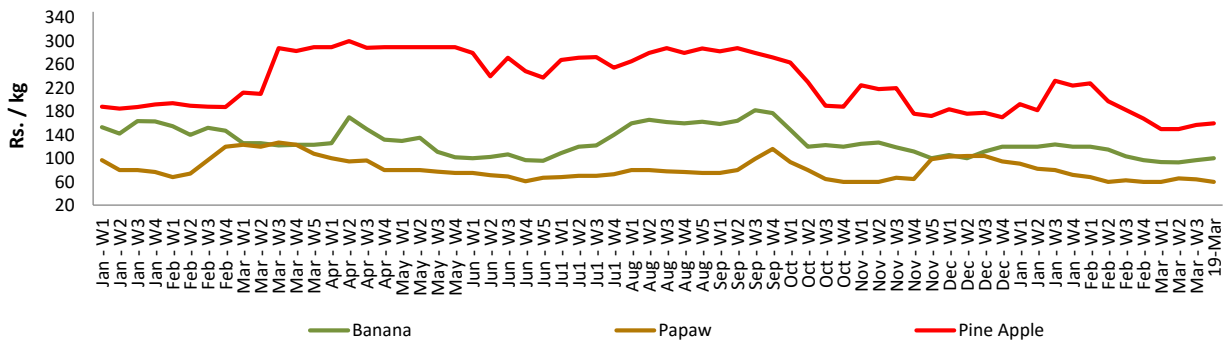
# Wholesale and Retail Prices of Selected Food Commodities - 2018/03/19

## Fruits

Item	Unit	Wholesale		Retail	
		Pettah			
		Previous 5 Days Average	Today	Previous 5 Days Average	Today
Banana (Sour)	Rs./Kg	65.00	65.00	97.00	100.00
Papaw	Rs./Kg	42.00	40.00	64.00	60.00
Pineapple	Rs./Kg	136.00	140.00	157.00	160.00

- Price increased by more than 5% compared to previous week average price.
- Price decreased by more than 5% compared to previous week average price.

Retail - Pettah



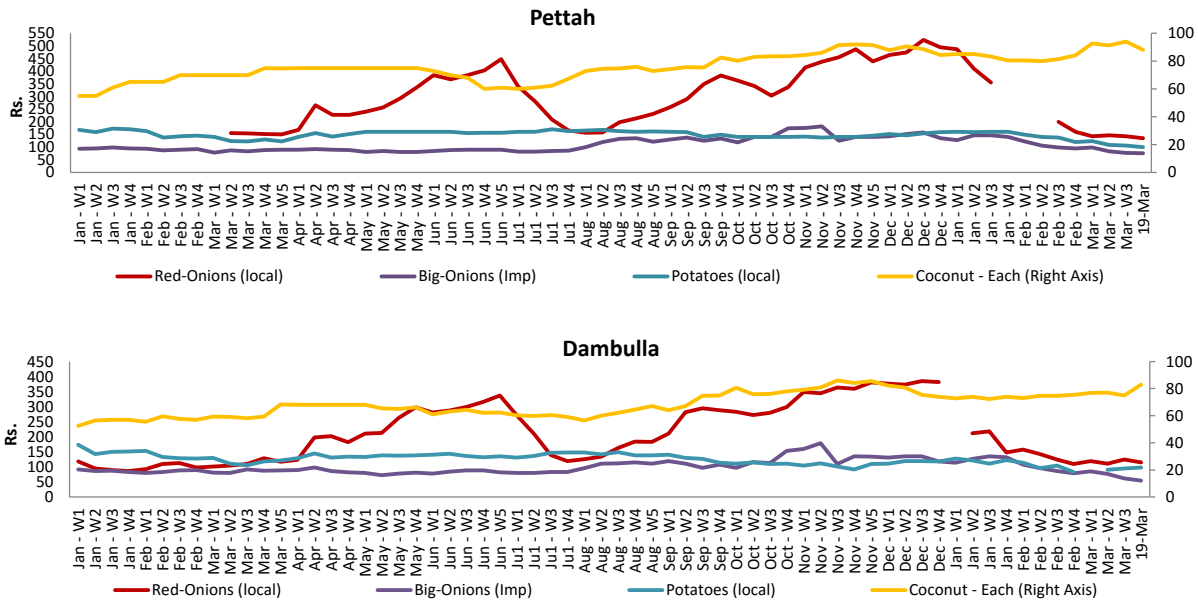
# Wholesale and Retail Prices of Selected Food Commodities - 2018/03/19

## Other

Item	Unit	Wholesale				Retail			
		Pettah		Dambulla		Pettah		Dambulla	
		Previous 5 Days Average	Today	Previous 5 Days Average	Today	Previous 5 Days Average	Today	Previous 5 Days Average	Today
Red-Onions (local)	Rs./Kg	118.00	110.00	113.00	95.00	143.00	135.00	124.00	115.00
Red-Onions (Imp)	Rs./Kg	119.00	110.00	112.00	n.a.	140.00	135.00	124.00	n.a.
Big-Onions (local)	Rs./Kg	n.a.	n.a.	n.a.	n.a.	n.a.	n.a.	n.a.	n.a.
Big-Onions (Imp)	Rs./Kg	54.00	50.00	51.00	44.00	77.00	75.00	62.00	55.00
Potatoes (local)	Rs./Kg	79.00	80.00	84.00	88.00	106.00	100.00	95.00	98.00
Potatoes (Imp)	Rs./Kg	53.00	50.00			70.00	70.00		
Dried Chillies (Imp)	Rs./Kg	222.00	220.00	240.00	210.00	271.00	270.00	250.00	238.00
Coconut	Rs./Nut	80.00	78.00	69.00	74.00	94.00	88.00	75.00	83.00
Coconut oil	Rs./Ltr	360.00	360.00			380.00	380.00		
Dhal	Rs./Kg	110.00	110.00			129.00	130.00		
Sugar	Rs./Kg	100.00	100.00			110.00	110.00		
Eggs	Rs./Each	12.60	12.00			13.60	13.00		
Katta	Rs./Kg	800.00	800.00			850.00	850.00		
Sprats	Rs./Kg	500.00	500.00			550.00	550.00		

- Price increased by more than 5% compared to previous week average price.
- Price decreased by more than 5% compared to previous week average price.

### Retail Prices



\* Prices of food commodities may vary due to quality and markets among other factors.