

# Daily Price Report

---

A Summary of Price Developments - 16 March 2018

---



## Vegetables

- Prices of most varieties of **vegetables decreased** in both **Pettah** and **Dambulla** markets due to **favourable supply conditions**.



## Rice

- Prices of most varieties of **rice remained stable** in both **Pettah** and **Marandaghamula** markets.



## Fruits

- Prices of **Papaw** indicated a **declining** trend in **Pettah** market due to **favourable supply**.



## Other

- Price of **Big Onions (imported)** **decreased** in both **Pettah** and **Dambulla** markets due to **reduced import prices** of onions from **India**.



# Wholesale and Retail Prices of Selected Food Commodities - 2018/03/16

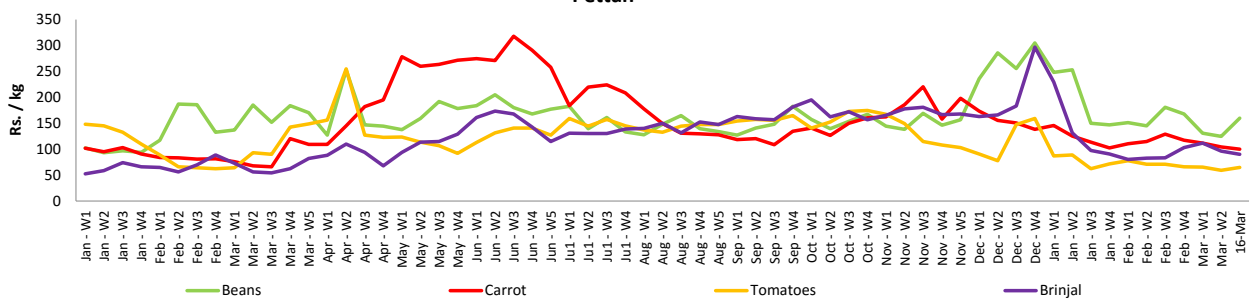
## Vegetables

Item	Unit	Wholesale				Retail			
		Pettah		Dambulla		Pettah		Dambulla	
		Previous 5 Days Average	Today	Previous 5 Days Average	Today	Previous 5 Days Average	Today	Previous 5 Days Average	Today
Beans	Rs./Kg	111.00	125.00	83.00	78.00	148.00	160.00	103.00	98.00
Carrot	Rs./Kg	68.00	70.00	85.00	48.00	104.00	100.00	105.00	68.00
Cabbage	Rs./Kg	31.00	33.00	29.00	23.00	60.00	60.00	49.00	43.00
Tomatoes	Rs./Kg	39.00	40.00	32.00	23.00	71.00	65.00	52.00	43.00
Brinjal	Rs./Kg	55.00	53.00	47.00	38.00	90.00	90.00	67.00	58.00
Pumpkin	Rs./Kg	46.00	40.00	43.00	37.00	72.00	65.00	63.00	58.00
Snake gourd	Rs./Kg	51.00	50.00	42.00	38.00	80.00	70.00	62.00	58.00

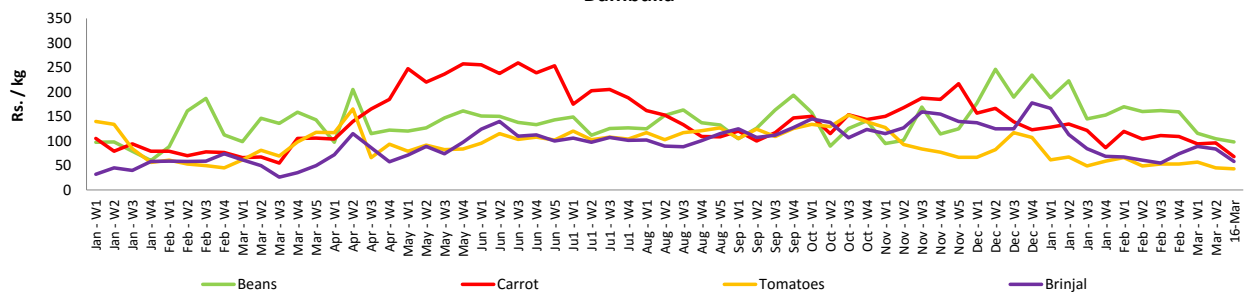
- Price increased by more than 5% compared to previous week average price.
- Price decreased by more than 5% compared to previous week average price.

### Retail Prices

#### Pettah



#### Dambulla



# Wholesale and Retail Prices of Selected Food Commodities - 2018/03/16

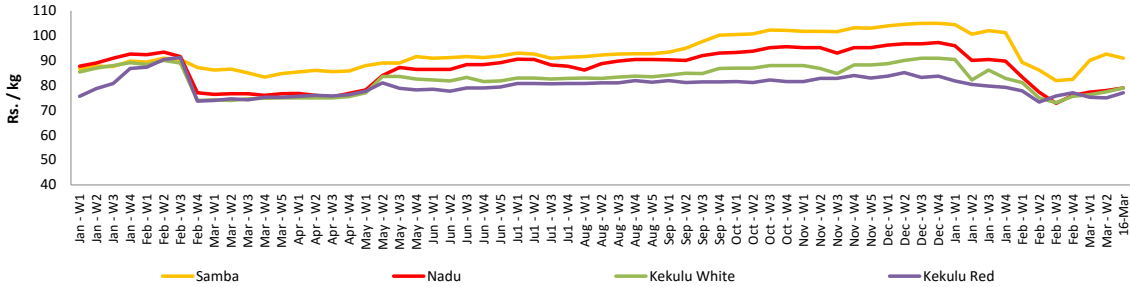
## Rice

Item	Unit	Wholesale				Retail	
		Maradaghamula		Pettah		Pettah	
		Previous 5 Days Average	Today	Previous 5 Days Average	Today	Previous 5 Days Average	Today
Samba	Rs./Kg	93.00	91.00	105.00	105.00	110.00	110.00
Nadu	Rs./Kg	79.00	79.00	74.00	74.00	80.00	80.00
Kekulu White	Rs./Kg	79.00	79.00	73.00	73.00	80.00	80.00
Kekulu Red	Rs./Kg	76.00	77.00	73.00	73.00	80.00	80.00

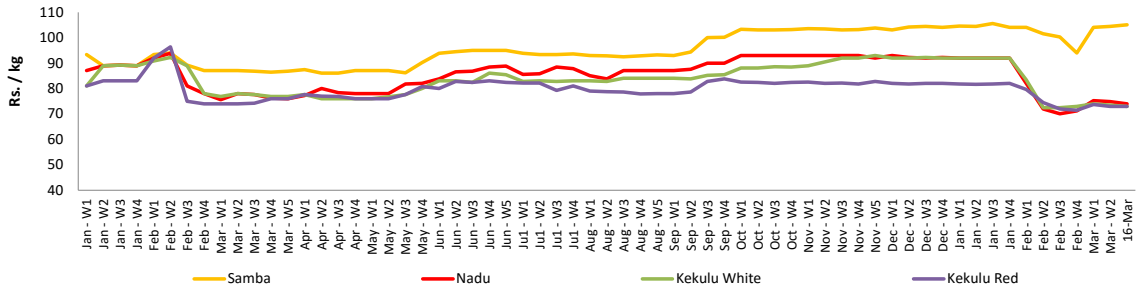
- Price increased by more than 5% compared to previous week average price.
- Price decreased by more than 5% compared to previous week average price.

### Wholesale Prices

#### Maradaghamula

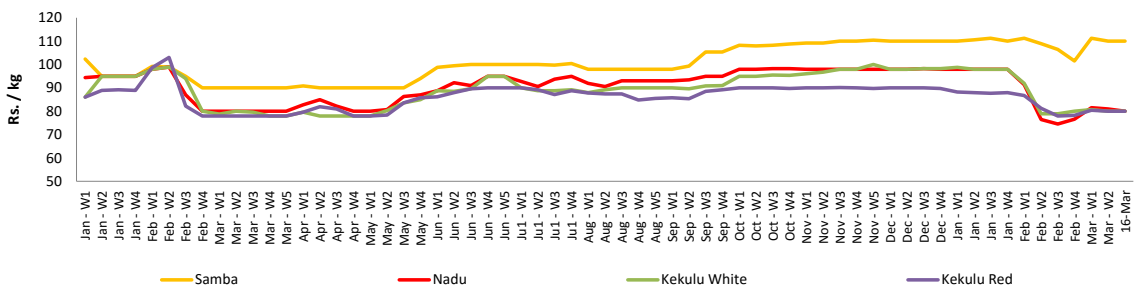


#### Pettah



### Retail Prices

#### Pettah



# Wholesale and Retail Prices of Selected Food Commodities - 2018/03/16

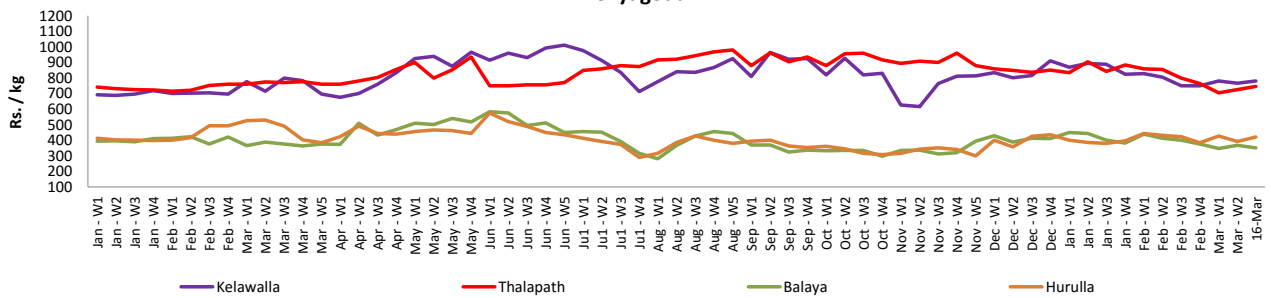
## Fish

Item	Unit	Wholesale				Retail			
		Peliyagoda		Negombo		Peliyagoda		Negombo	
		Previous 5 Days Average	Today	Previous 5 Days Average	Today	Previous 5 Days Average	Today	Previous 5 Days Average	Today
Kelawalla	Rs./Kg	470.00	450.00	518.00	480.00	770.00	780.00	730.00	680.00
Thalapath	Rs./Kg	600.00	600.00	684.00	630.00	728.00	745.00	924.00	900.00
Balaya	Rs./Kg	262.00	250.00	242.00	230.00	366.00	350.00	412.00	430.00
Paraw	Rs./Kg	446.00	500.00	520.00	550.00	752.00	900.00	820.00	800.00
Salaya	Rs./Kg	124.00	140.00	136.00	110.00	168.00	200.00	228.00	180.00
Hurulla	Rs./Kg	304.00	300.00	290.00	260.00	404.00	420.00	390.00	360.00

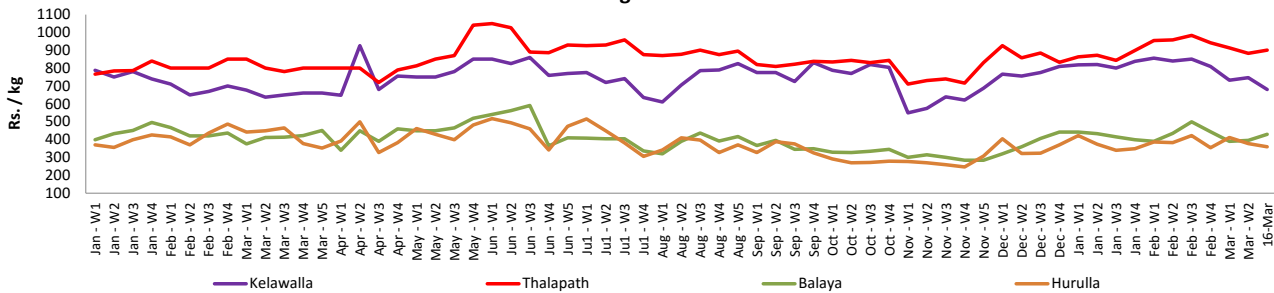
- Price increased by more than 5% compared to previous week average price.
- Price decreased by more than 5% compared to previous week average price.

### Retail Prices

#### Peliyagoda



#### Negombo



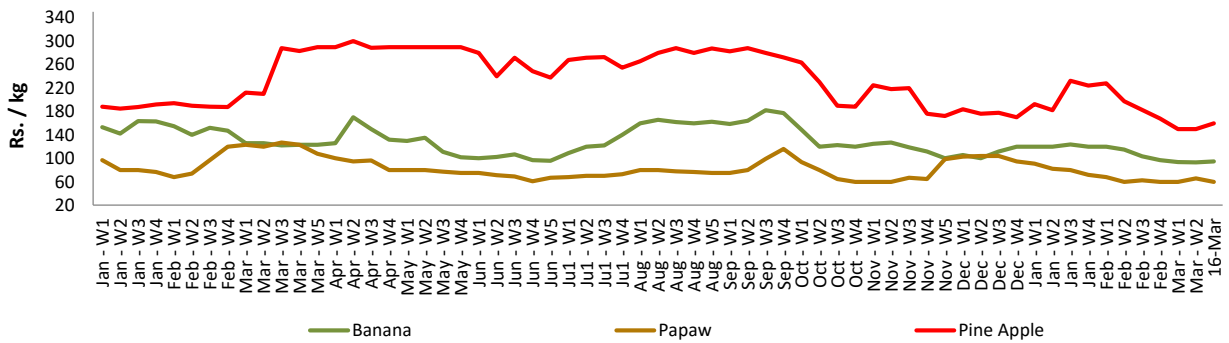
# Wholesale and Retail Prices of Selected Food Commodities - 2018/03/16

## Fruits

Item	Unit	Wholesale		Retail	
		Pettah			
		Previous 5 Days Average	Today	Previous 5 Days Average	Today
Banana (Sour)	Rs./Kg	64.00	65.00	97.00	95.00
Papaw	Rs./Kg	43.00	40.00	66.00	60.00
Pineapple	Rs./Kg	134.00	140.00	155.00	160.00

- Price increased by more than 5% compared to previous week average price.
- Price decreased by more than 5% compared to previous week average price.

Retail - Pettah



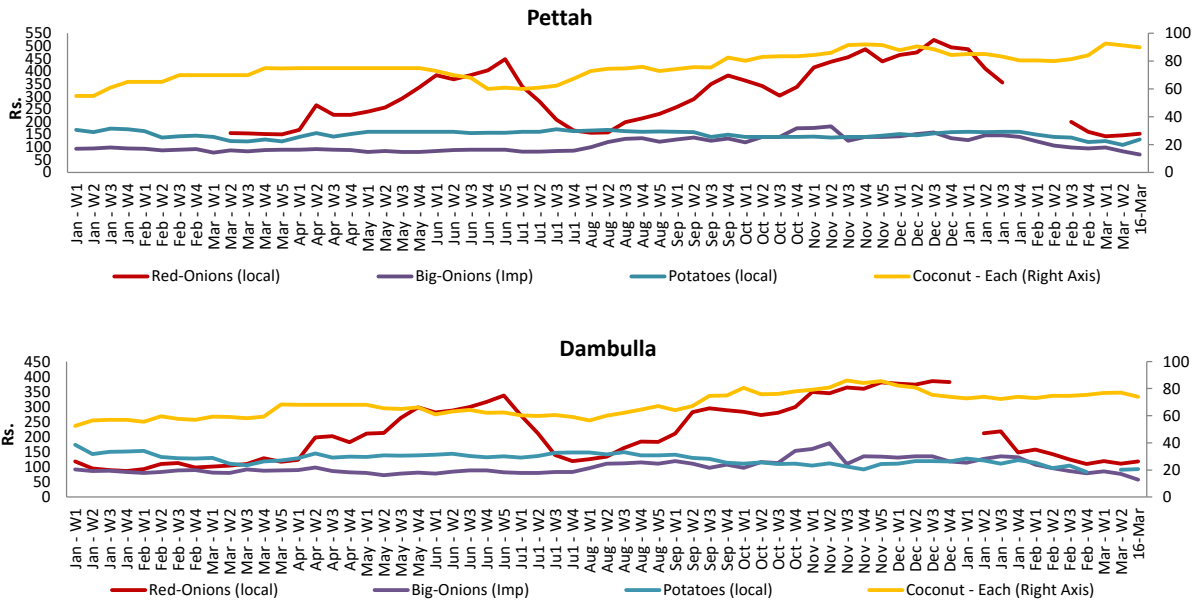
# Wholesale and Retail Prices of Selected Food Commodities - 2018/03/16

## Other

Item	Unit	Wholesale				Retail			
		Pettah		Dambulla		Pettah		Dambulla	
		Previous 5 Days Average	Today	Previous 5 Days Average	Today	Previous 5 Days Average	Today	Previous 5 Days Average	Today
Red-Onions (local)	Rs./Kg	119.00	113.00	111.00	113.00	146.00	153.00	124.00	118.00
Red-Onions (Imp)	Rs./Kg	117.00	120.00	115.00	105.00	138.00	140.00	128.00	116.00
Big-Onions (local)	Rs./Kg	n.a.	n.a.	n.a.	n.a.	n.a.	n.a.	n.a.	n.a.
Big-Onions (Imp)	Rs./Kg	54.00	50.00	52.00	45.00	78.00	70.00	65.00	58.00
Potatoes (local)	Rs./Kg	77.00	85.00	85.00	83.00	104.00	130.00	96.00	93.00
Potatoes (Imp)	Rs./Kg	55.00	50.00			71.00	70.00		
Dried Chillies (Imp)	Rs./Kg	221.00	230.00	236.00	243.00	290.00	275.00	246.00	253.00
Coconut	Rs./Nut	80.00	78.00	70.00	68.00	94.00	90.00	76.00	74.00
Coconut oil	Rs./Ltr	360.00	360.00			380.00	380.00		
Dhal	Rs./Kg	110.00	108.00			129.00	125.00		
Sugar	Rs./Kg	100.00	100.00			110.00	110.00		
Eggs	Rs./Each	12.80	12.00			13.80	13.00		
Katta	Rs./Kg	800.00	800.00			850.00	850.00		
Sprats	Rs./Kg	500.00	500.00			550.00	550.00		

- Price increased by more than 5% compared to previous week average price.
- Price decreased by more than 5% compared to previous week average price.

### Retail Prices



\* Prices of food commodities may vary due to quality and markets among other factors.