

# Daily Price Report

---

## A Summary of Price Developments - 15 March 2018

---



### Vegetables

- Prices of most varieties of **vegetables decreased** in both **Pettah** and **Dambulla** markets due to **favourable supply conditions**.



### Rice

- Prices of most varieties of **rice remained stable** in both **Pettah** and **Marandaghamula** markets.



### Fish

- Prices of most varieties of **fish** demonstrated **mixed movements** in both **Peliyagoda** and **Negombo** markets.



# Wholesale and Retail Prices of Selected Food Commodities - 2018/03/15

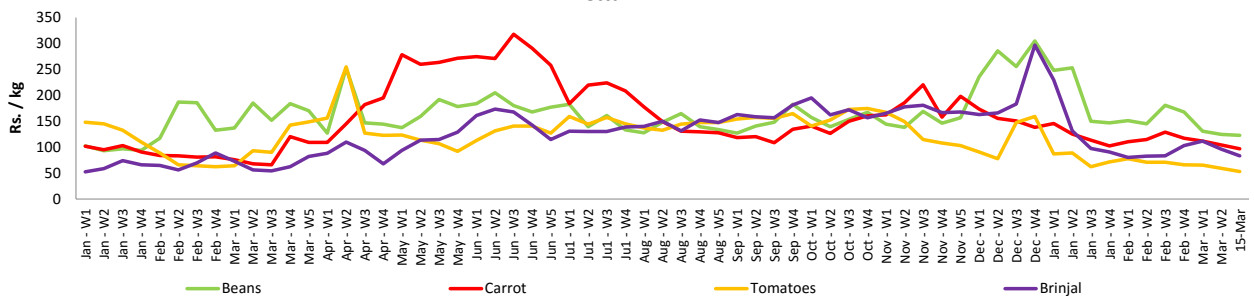
## Vegetables

Item	Unit	Wholesale				Retail			
		Pettah		Dambulla		Pettah		Dambulla	
		Previous 5 Days Average	Today	Previous 5 Days Average	Today	Previous 5 Days Average	Today	Previous 5 Days Average	Today
Beans	Rs./Kg	111.00	90.00	82.00	78.00	148.00	123.00	101.00	98.00
Carrot	Rs./Kg	69.00	67.00	85.00	83.00	107.00	97.00	106.00	103.00
Cabbage	Rs./Kg	31.00	27.00	28.00	28.00	60.00	55.00	46.00	48.00
Tomatoes	Rs./Kg	40.00	28.00	29.00	38.00	72.00	53.00	49.00	58.00
Brinjal	Rs./Kg	59.00	47.00	50.00	38.00	92.00	83.00	69.00	58.00
Pumpkin	Rs./Kg	49.00	42.00	46.00	43.00	73.00	68.00	66.00	63.00
Snake gourd	Rs./Kg	52.00	45.00	42.00	38.00	82.00	73.00	61.00	58.00

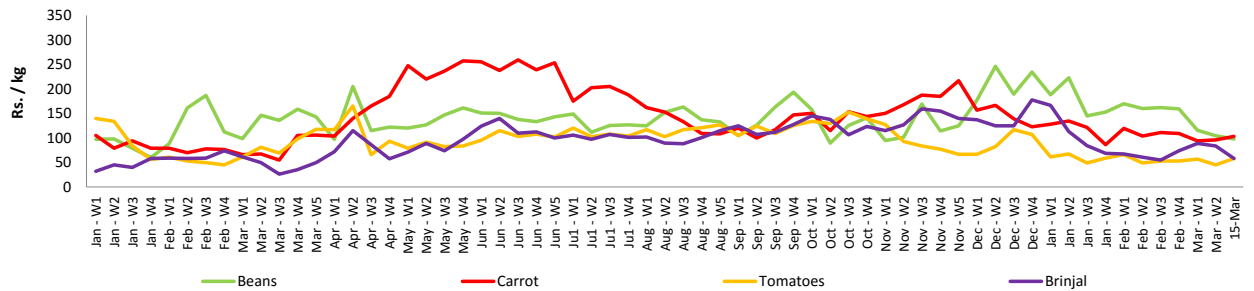
- Price increased by more than 5% compared to previous week average price.
- Price decreased by more than 5% compared to previous week average price.

### Retail Prices

#### Pettah



#### Dambulla



# Wholesale and Retail Prices of Selected Food Commodities - 2018/03/15

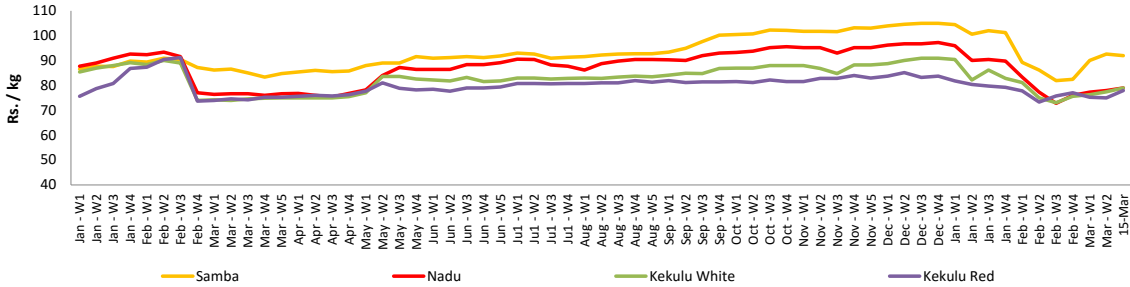
## Rice

Item	Unit	Wholesale				Retail	
		Maradaghamula		Pettah		Pettah	
		Previous 5 Days Average	Today	Previous 5 Days Average	Today	Previous 5 Days Average	Today
Samba	Rs./Kg	93.00	92.00	104.00	105.00	110.00	110.00
Nadu	Rs./Kg	79.00	79.00	75.00	74.00	81.00	80.00
Kekulu White	Rs./Kg	79.00	79.00	73.00	73.00	80.00	80.00
Kekulu Red	Rs./Kg	76.00	78.00	73.00	73.00	80.00	80.00

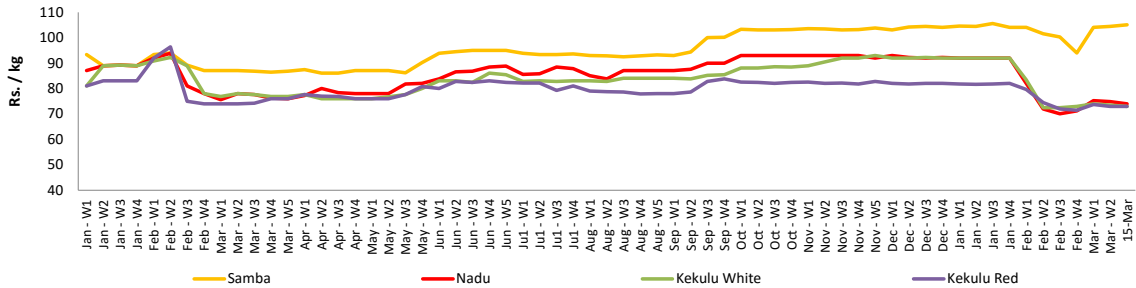
- Price increased by more than 5% compared to previous week average price.
- Price decreased by more than 5% compared to previous week average price.

### Wholesale Prices

#### Maradaghamula

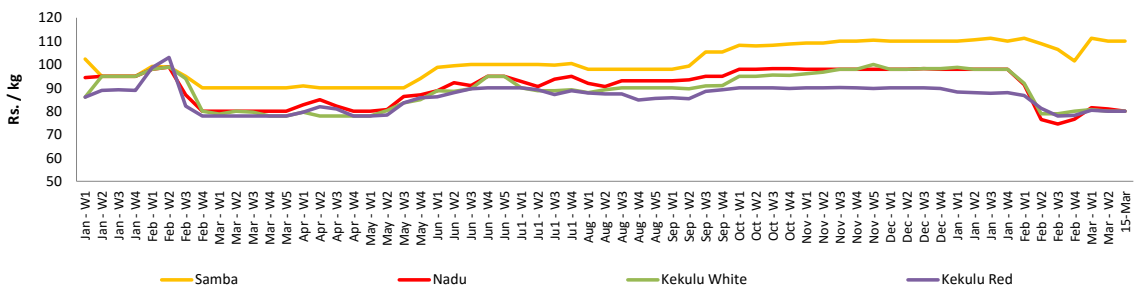


#### Pettah



### Retail Prices

#### Pettah



# Wholesale and Retail Prices of Selected Food Commodities - 2018/03/15

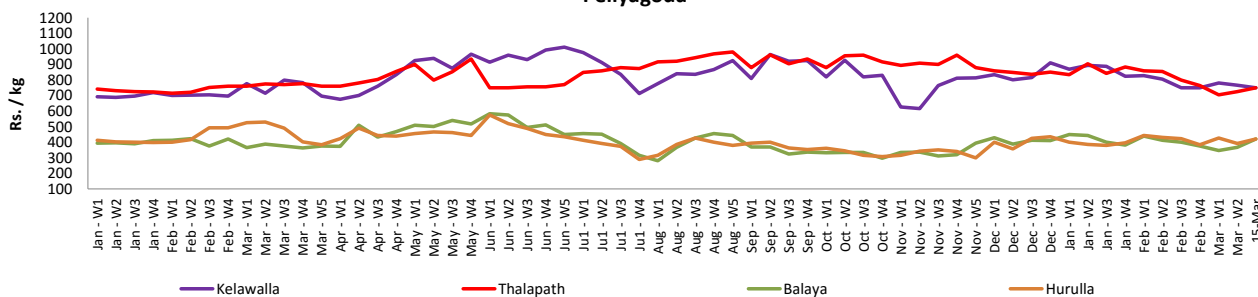
## Fish

Item	Unit	Wholesale				Retail			
		Peliyagoda		Negombo		Peliyagoda		Negombo	
		Previous 5 Days Average	Today	Previous 5 Days Average	Today	Previous 5 Days Average	Today	Previous 5 Days Average	Today
Kelawalla	Rs./Kg	464.00	480.00	518.00	500.00	776.00	750.00	730.00	700.00
Thalapath	Rs./Kg	600.00	600.00	676.00	680.00	728.00	750.00	896.00	980.00
Balaya	Rs./Kg	252.00	300.00	246.00	200.00	352.00	420.00	408.00	400.00
Paraw	Rs./Kg	436.00	450.00	520.00	520.00	732.00	800.00	820.00	820.00
Salaya	Rs./Kg	128.00	120.00	128.00	150.00	172.00	160.00	218.00	250.00
Hurulla	Rs./Kg	292.00	320.00	274.00	320.00	392.00	420.00	374.00	420.00

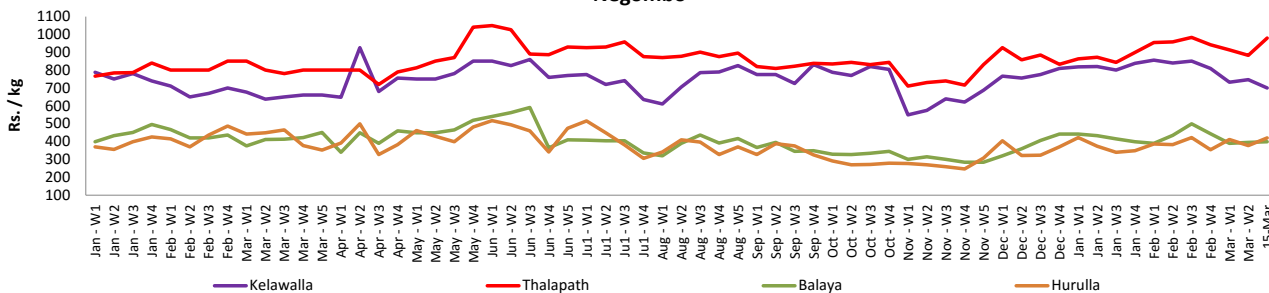
- Price increased by more than 5% compared to previous week average price.
- Price decreased by more than 5% compared to previous week average price.

### Retail Prices

#### Peliyagoda



#### Negombo



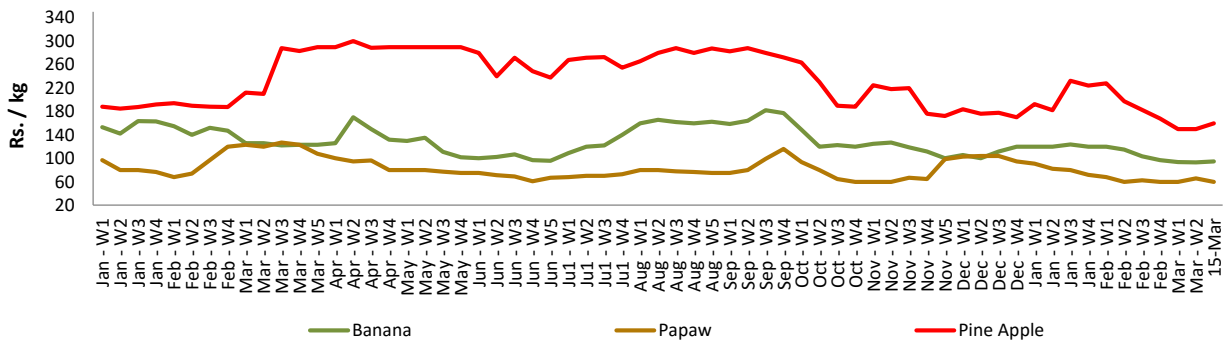
# Wholesale and Retail Prices of Selected Food Commodities - 2018/03/15

## Fruits

Item	Unit	Wholesale		Retail	
		Pettah			
		Previous 5 Days Average	Today	Previous 5 Days Average	Today
Banana (Sour)	Rs./Kg	64.00	60.00	96.00	95.00
Papaw	Rs./Kg	44.00	40.00	68.00	60.00
Pineapple	Rs./Kg	131.00	140.00	153.00	160.00

- Price increased by more than 5% compared to previous week average price.
- Price decreased by more than 5% compared to previous week average price.

Retail - Pettah



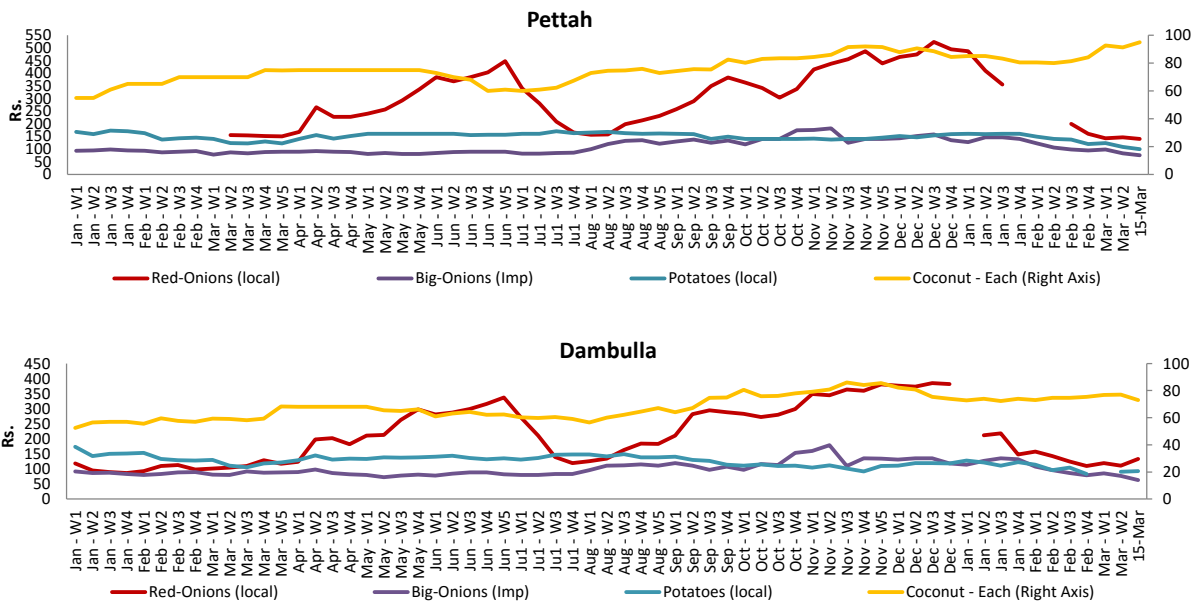
# Wholesale and Retail Prices of Selected Food Commodities - 2018/03/15

## Other

Item	Unit	Wholesale				Retail			
		Pettah		Dambulla		Pettah		Dambulla	
		Previous 5 Days Average	Today	Previous 5 Days Average	Today	Previous 5 Days Average	Today	Previous 5 Days Average	Today
Red-Onions (local)	Rs./Kg	120.00	117.00	107.00	118.00	147.00	140.00	119.00	133.00
Red-Onions (Imp)	Rs./Kg	116.00	117.00	110.00	n.a.	138.00	140.00	125.00	n.a.
Big-Onions (local)	Rs./Kg	n.a.	n.a.	n.a.	n.a.	n.a.	n.a.	n.a.	n.a.
Big-Onions (Imp)	Rs./Kg	55.00	53.00	53.00	51.00	79.00	75.00	69.00	63.00
Potatoes (local)	Rs./Kg	78.00	80.00	85.00	83.00	105.00	100.00	96.00	93.00
Potatoes (Imp)	Rs./Kg	56.00	50.00			72.00	70.00		
Dried Chillies (Imp)	Rs./Kg	221.00	220.00	234.00	233.00	288.00	270.00	245.00	243.00
Coconut	Rs./Nut	80.00	80.00	70.00	69.00	93.00	95.00	77.00	73.00
Coconut oil	Rs./Ltr	362.00	360.00			383.00	380.00		
Dhal	Rs./Kg	110.00	110.00			128.00	130.00		
Sugar	Rs./Kg	100.00	100.00			110.00	110.00		
Eggs	Rs./Each	13.00	12.00			14.00	13.00		
Katta	Rs./Kg	800.00	800.00			850.00	850.00		
Sprats	Rs./Kg	500.00	500.00			550.00	550.00		

- Price increased by more than 5% compared to previous week average price.
- Price decreased by more than 5% compared to previous week average price.

### Retail Prices



\* Prices of food commodities may vary due to quality and markets among other factors.