

Daily Price Report

A Summary of Price Developments - 14 March 2018



Vegetables

- Prices of most varieties of **vegetables decreased** in **Dambulla** market due to **favourable supply conditions**.



Rice

- Prices of most varieties of **rice remained stable** in both **Pettah** and **Marandaghamula** markets.



Fish

- Prices of most varieties of **fish demonstrated mixed movements** in both **Peliyagoda** and **Negombo** markets.



Other

- Price of **Big Onions (imported) decreased** in both **Pettah** and **Dambulla** markets due to **reduced import prices** of onions from **India**.



Wholesale and Retail Prices of Selected Food Commodities - 2018/03/14

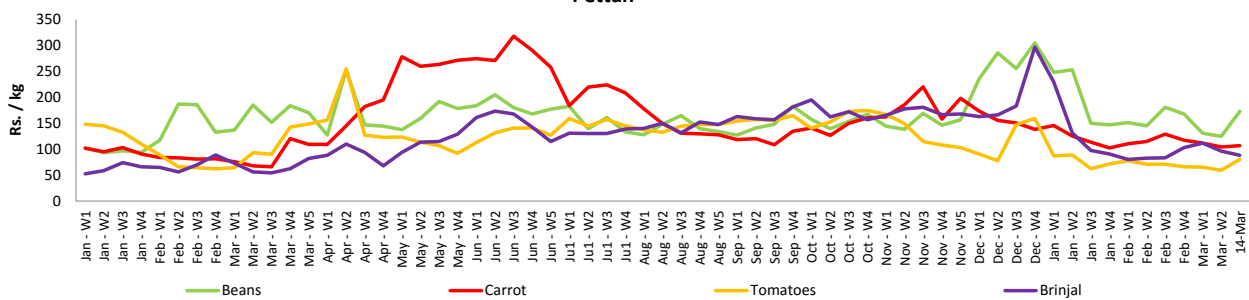
Vegetables

Item	Unit	Wholesale				Retail			
		Pettah		Dambulla		Pettah		Dambulla	
		Previous 5 Days Average	Today	Previous 5 Days Average	Today	Previous 5 Days Average	Today	Previous 5 Days Average	Today
Beans	Rs./Kg	101.00	140.00	85.00	78.00	139.00	173.00	105.00	98.00
Carrot	Rs./Kg	68.00	73.00	83.00	83.00	106.00	107.00	104.00	103.00
Cabbage	Rs./Kg	29.00	35.00	25.00	28.00	60.00	60.00	43.00	48.00
Tomatoes	Rs./Kg	35.00	52.00	26.00	38.00	67.00	80.00	67.00	58.00
Brinjal	Rs./Kg	60.00	53.00	56.00	38.00	93.00	88.00	74.00	58.00
Pumpkin	Rs./Kg	50.00	45.00	49.00	43.00	75.00	67.00	69.00	63.00
Snake gourd	Rs./Kg	50.00	50.00	43.00	38.00	80.00	80.00	62.00	58.00

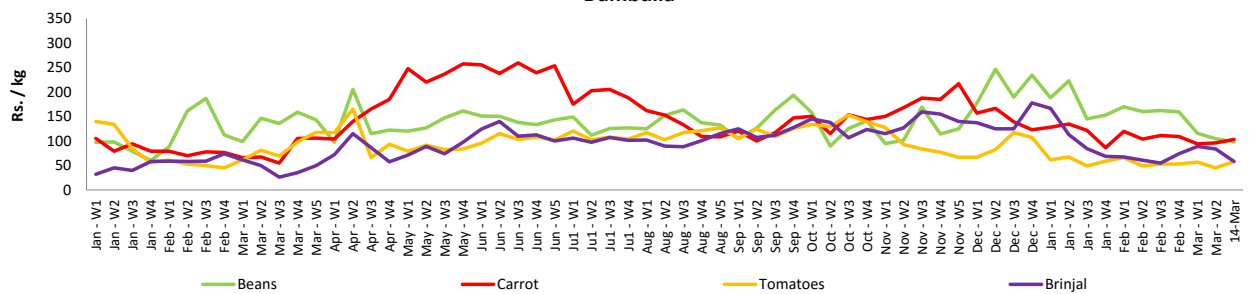
- Price increased by more than 5% compared to previous week average price.
- Price decreased by more than 5% compared to previous week average price.

Retail Prices

Pettah



Dambulla



Wholesale and Retail Prices of Selected Food Commodities - 2018/03/14

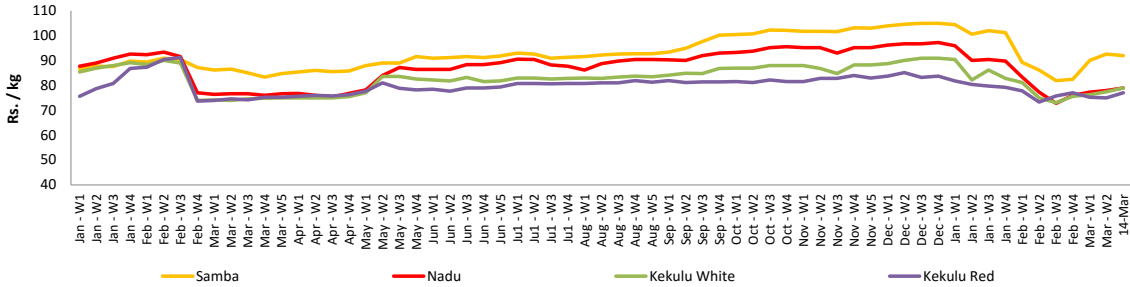
Rice

Item	Unit	Wholesale				Retail	
		Maradaghamula		Pettah		Pettah	
		Previous 5 Days Average	Today	Previous 5 Days Average	Today	Previous 5 Days Average	Today
Samba	Rs./Kg	93.00	92.00	105.00	105.00	110.00	110.00
Nadu	Rs./Kg	79.00	79.00	75.00	74.00	81.00	80.00
Kekulu White	Rs./Kg	78.00	79.00	73.00	73.00	80.00	80.00
Kekulu Red	Rs./Kg	75.00	77.00	73.00	73.00	80.00	80.00

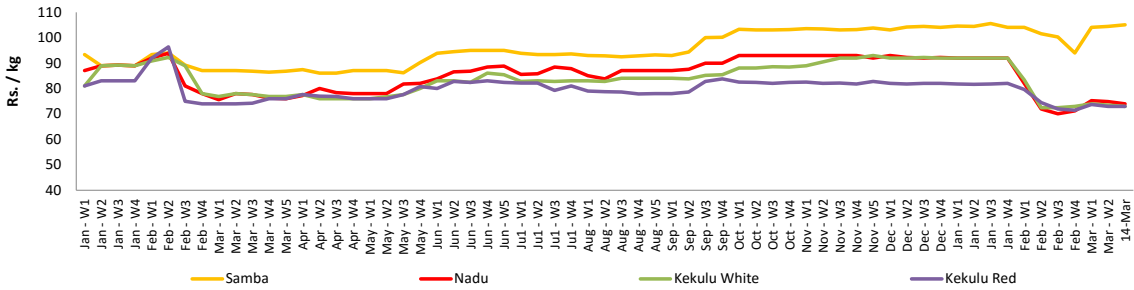
- Price increased by more than 5% compared to previous week average price.
- Price decreased by more than 5% compared to previous week average price.

Wholesale Prices

Marandaghamula

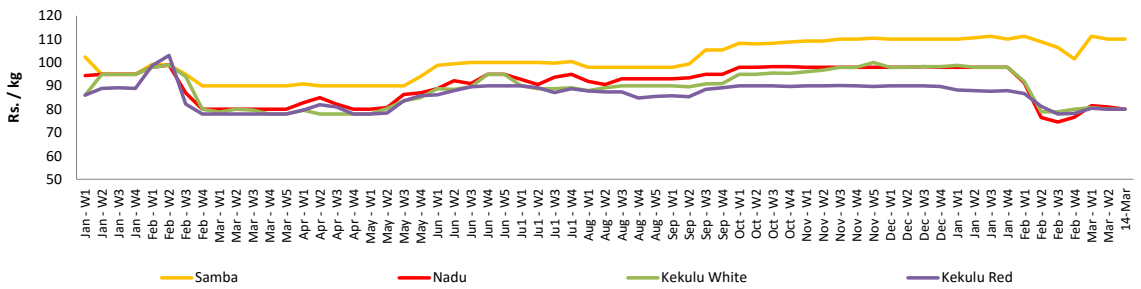


Pettah



Retail Prices

Pettah



Wholesale and Retail Prices of Selected Food Commodities - 2018/03/14

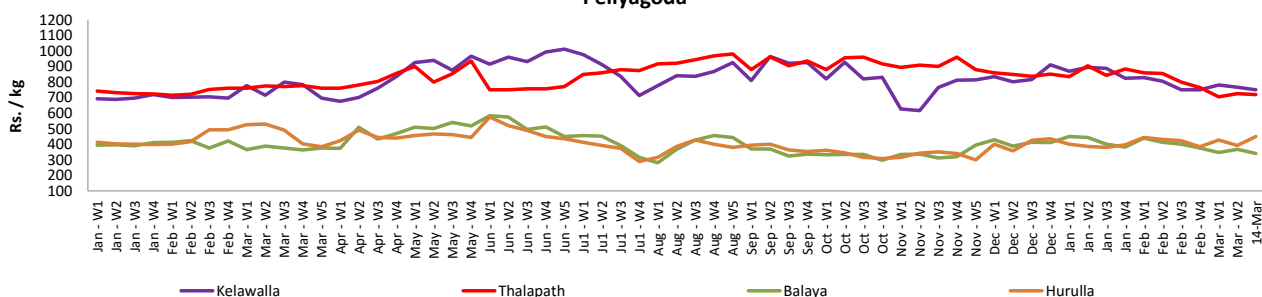
Fish

Item	Unit	Wholesale				Retail			
		Peliyagoda		Negombo		Peliyagoda		Negombo	
		Previous 5 Days Average	Today	Previous 5 Days Average	Today	Previous 5 Days Average	Today	Previous 5 Days Average	Today
Kelawalla	Rs./Kg	458.00	480.00	524.00	500.00	782.00	750.00	740.00	700.00
Thalapath	Rs./Kg	590.00	600.00	668.00	680.00	723.00	720.00	868.00	980.00
Balaya	Rs./Kg	260.00	240.00	258.00	200.00	360.00	340.00	408.00	400.00
Paraw	Rs./Kg	420.00	500.00	528.00	520.00	730.00	760.00	836.00	820.00
Salaya	Rs./Kg	128.00	120.00	118.00	150.00	172.00	160.00	202.00	250.00
Hurulla	Rs./Kg	282.00	350.00	270.00	320.00	382.00	450.00	370.00	420.00

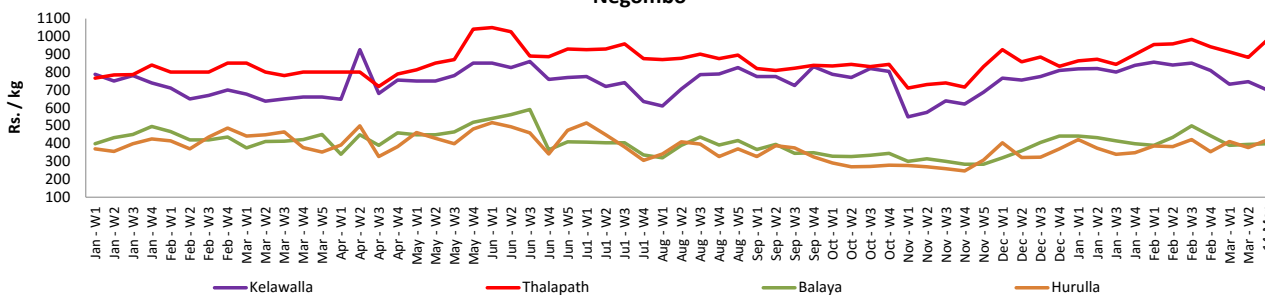
- Price increased by more than 5% compared to previous week average price.
- Price decreased by more than 5% compared to previous week average price.

Retail Prices

Peliyagoda



Negombo



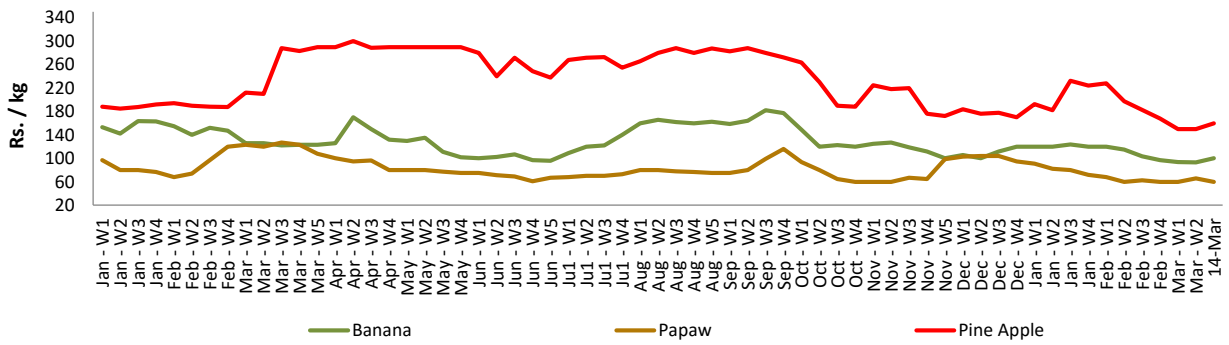
Wholesale and Retail Prices of Selected Food Commodities - 2018/03/14

Fruits

Item	Unit	Wholesale		Retail	
		Pettah			
		Previous 5 Days Average	Today	Previous 5 Days Average	Today
Banana (Sour)	Rs./Kg	61.00	75.00	94.00	100.00
Papaw	Rs./Kg	45.00	40.00	70.00	60.00
Pineapple	Rs./Kg	128.00	140.00	151.00	160.00

- Price increased by more than 5% compared to previous week average price.
- Price decreased by more than 5% compared to previous week average price.

Retail - Pettah



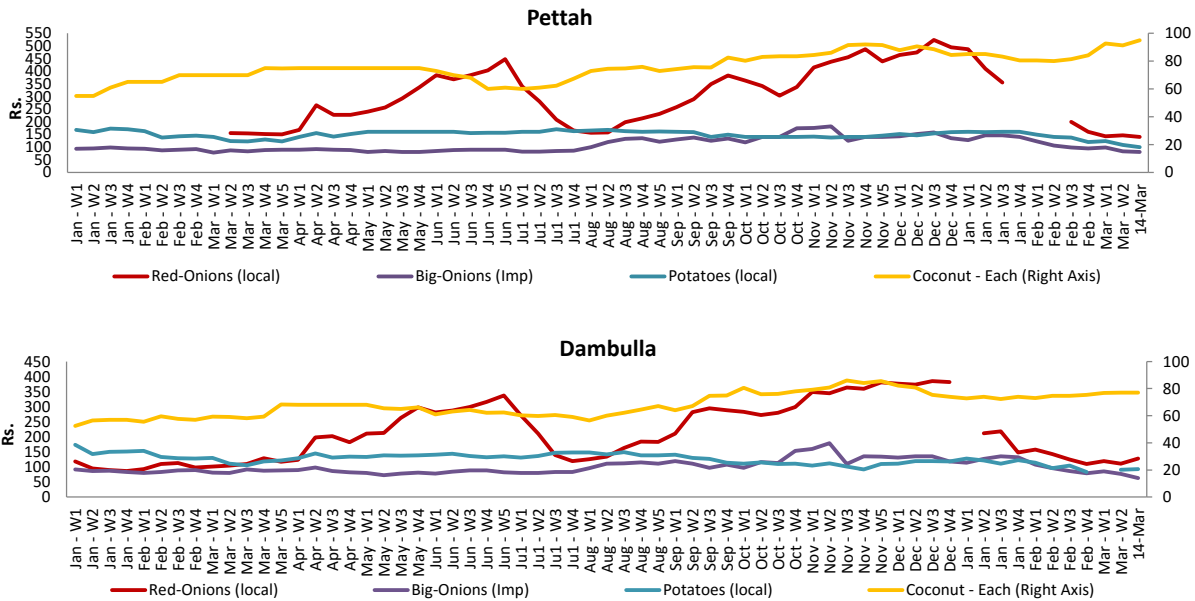
Wholesale and Retail Prices of Selected Food Commodities - 2018/03/14

Other

Item	Unit	Wholesale				Retail			
		Pettah		Dambulla		Pettah		Dambulla	
		Previous 5 Days Average	Today	Previous 5 Days Average	Today	Previous 5 Days Average	Today	Previous 5 Days Average	Today
Red-Onions (local)	Rs./Kg	119.00	120.00	106.00	110.00	147.00	140.00	117.00	128.00
Red-Onions (Imp)	Rs./Kg	115.00	120.00	105.00	n.a.	138.00	140.00	118.00	n.a.
Big-Onions (local)	Rs./Kg	n.a.	n.a.	n.a.	n.a.	n.a.	n.a.	n.a.	n.a.
Big-Onions (Imp)	Rs./Kg	59.00	55.00	56.00	51.00	81.00	80.00	73.00	63.00
Potatoes (local)	Rs./Kg	78.00	80.00	84.00	83.00	106.00	100.00	95.00	93.00
Potatoes (Imp)	Rs./Kg	55.00	55.00			71.00	70.00		
Dried Chillies (Imp)	Rs./Kg	221.00	220.00	233.00	233.00	288.00	270.00	244.00	243.00
Coconut	Rs./Nut	80.00	80.00	70.00	69.00	92.00	95.00	76.00	77.00
Coconut oil	Rs./Ltr	361.00	360.00			382.00	380.00		
Dhal	Rs./Kg	110.00	110.00			127.00	130.00		
Sugar	Rs./Kg	100.00	100.00			110.00	110.00		
Eggs	Rs./Each	13.00	13.00			14.00	14.00		
Katta	Rs./Kg	800.00	800.00			850.00	850.00		
Sprats	Rs./Kg	500.00	500.00			550.00	550.00		

- Price increased by more than 5% compared to previous week average price.
- Price decreased by more than 5% compared to previous week average price.

Retail Prices



* Prices of food commodities may vary due to quality and markets among other factors.