

Daily Price Report

A Summary of Price Developments - 13 March 2018



Vegetables

- Prices of most varieties of **vegetables** demonstrated **mixed movements** in both **Pettah** and **Dambulla** markets.



Rice

- Prices of most varieties of **rice** **remained stable** in both **Pettah** and **Marandagahamula** markets.



Fish

- Prices of most varieties of **fish** **increased** in **Peliyagoda** market due to **disruptions** occurred by the **adverse weather conditions**.



Other

- Price of **Big Onions (imported)** **decreased** in both **Pettah** and **Dambulla** markets due to **reduced import prices** of onions from **India**.
- **Potatoes (local)** **decreased** in **Pettah** market due to the arrival of **new stocks** from **Jaffna**.



Wholesale and Retail Prices of Selected Food Commodities - 2018/03/13

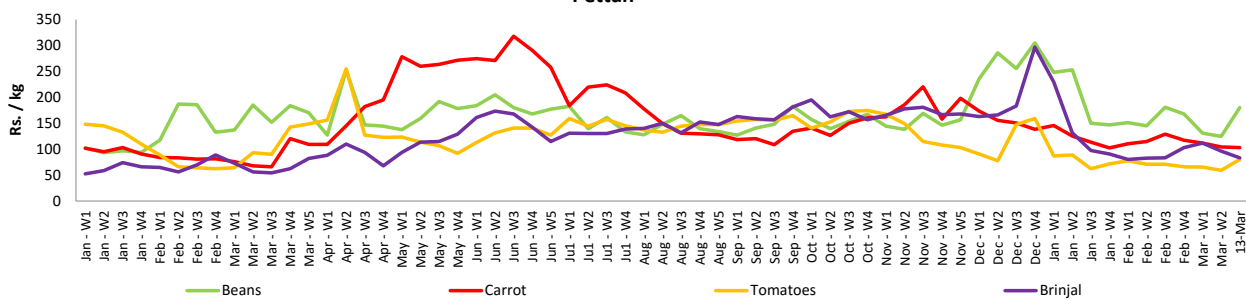
Vegetables

Item	Unit	Wholesale				Retail			
		Pettah		Dambulla		Pettah		Dambulla	
		Previous 5 Days Average	Today	Previous 5 Days Average	Today	Previous 5 Days Average	Today	Previous 5 Days Average	Today
Beans	Rs./Kg	89.00	140.00	85.00	83.00	127.00	180.00	105.00	103.00
Carrot	Rs./Kg	68.00	70.00	81.00	78.00	105.00	103.00	102.00	98.00
Cabbage	Rs./Kg	30.00	32.00	23.00	38.00	61.00	63.00	61.00	58.00
Tomatoes	Rs./Kg	32.00	46.00	24.00	33.00	63.00	80.00	45.00	53.00
Brinjal	Rs./Kg	62.00	50.00	60.00	43.00	93.00	83.00	79.00	63.00
Pumpkin	Rs./Kg	53.00	47.00	48.00	48.00	76.00	75.00	67.00	68.00
Snake gourd	Rs./Kg	49.00	57.00	41.00	48.00	78.00	87.00	60.00	68.00

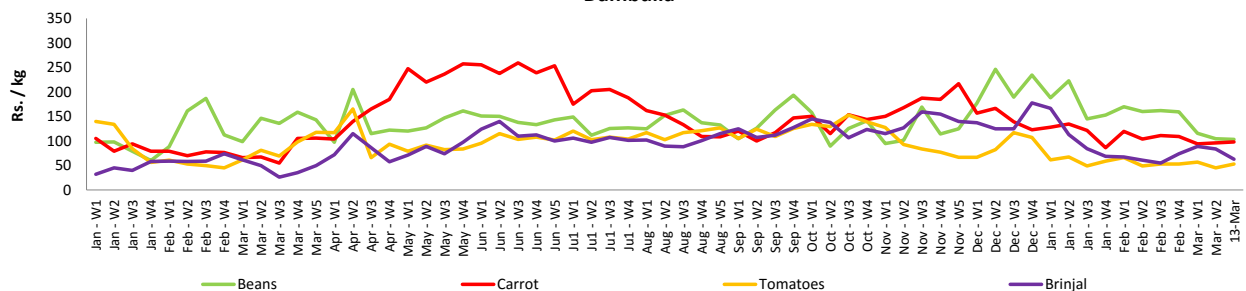
- Price increased by more than 5% compared to previous week average price.
- Price decreased by more than 5% compared to previous week average price.

Retail Prices

Pettah



Dambulla



Wholesale and Retail Prices of Selected Food Commodities - 2018/03/13

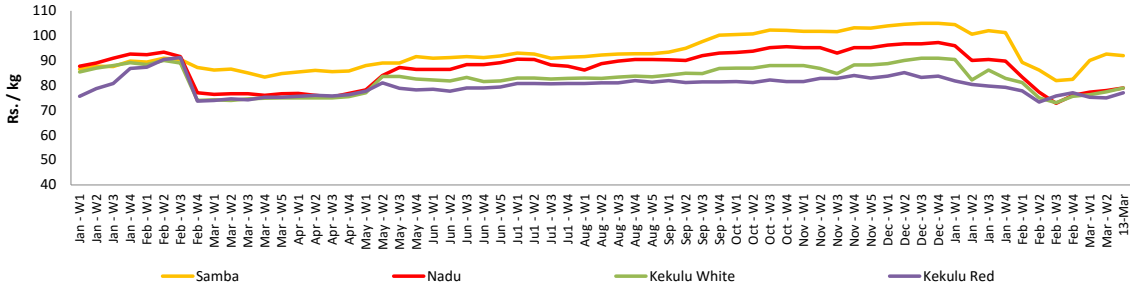
Rice

Item	Unit	Wholesale				Retail	
		Maradaghamula		Pettah		Pettah	
		Previous 5 Days Average	Today	Previous 5 Days Average	Today	Previous 5 Days Average	Today
Samba	Rs./Kg	93.00	92.00	104.00	105.00	110.00	110.00
Nadu	Rs./Kg	78.00	79.00	75.00	74.00	81.00	80.00
Kekulu White	Rs./Kg	78.00	79.00	73.00	73.00	80.00	80.00
Kekulu Red	Rs./Kg	75.00	77.00	73.00	73.00	80.00	80.00

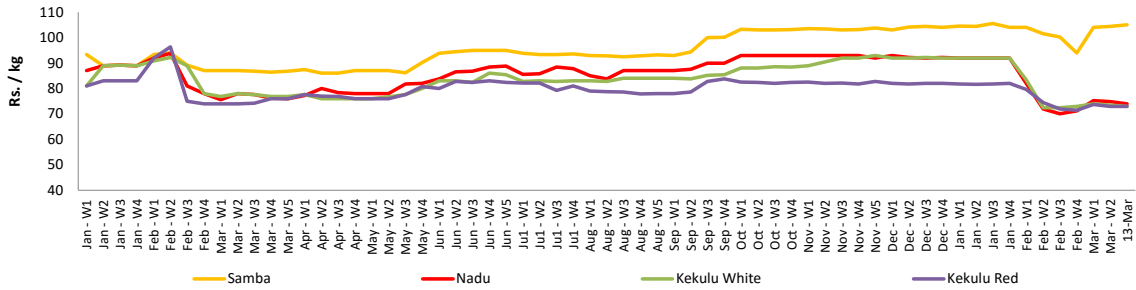
- Price increased by more than 5% compared to previous week average price.
- Price decreased by more than 5% compared to previous week average price.

Wholesale Prices

Marandaghamula

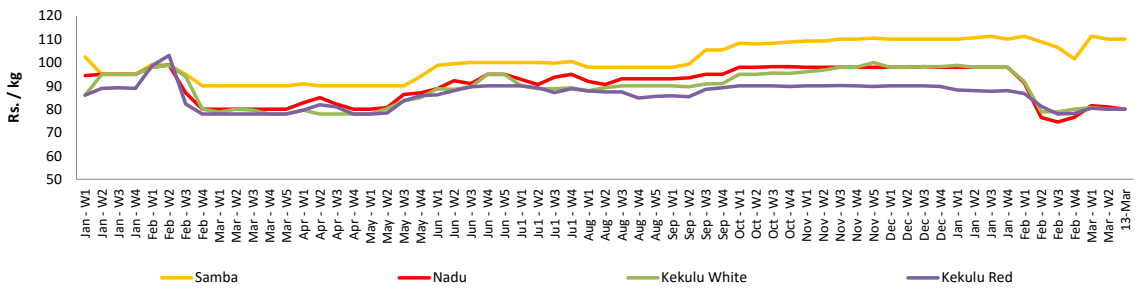


Pettah



Retail Prices

Pettah



Wholesale and Retail Prices of Selected Food Commodities - 2018/03/13

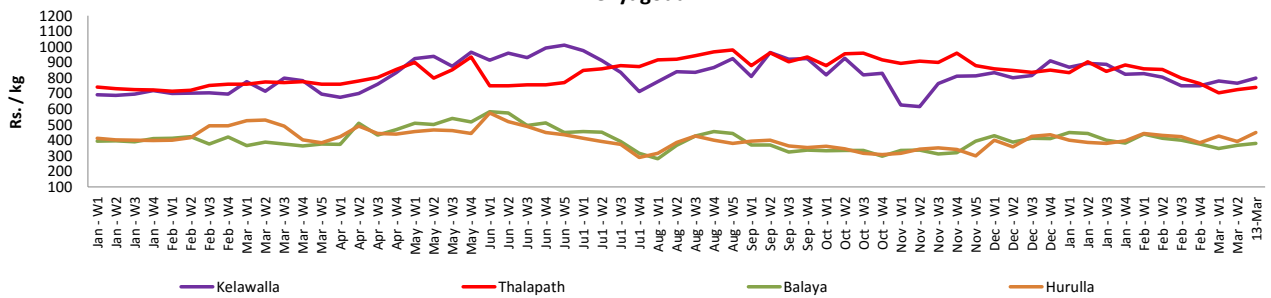
Fish

Item	Unit	Wholesale				Retail			
		Peliyagoda		Negombo		Peliyagoda		Negombo	
		Previous 5 Days Average	Today	Previous 5 Days Average	Today	Previous 5 Days Average	Today	Previous 5 Days Average	Today
Kelawalla	Rs./Kg	448.00	480.00	528.00	530.00	774.00	800.00	746.00	750.00
Thalapath	Rs./Kg	580.00	600.00	672.00	700.00	713.00	740.00	878.00	900.00
Balaya	Rs./Kg	260.00	280.00	260.00	270.00	360.00	380.00	404.00	420.00
Paraw	Rs./Kg	404.00	480.00	536.00	520.00	710.00	800.00	852.00	820.00
Salaya	Rs./Kg	126.00	130.00	118.00	120.00	168.00	180.00	202.00	200.00
Hurulla	Rs./Kg	272.00	350.00	274.00	260.00	372.00	450.00	374.00	360.00

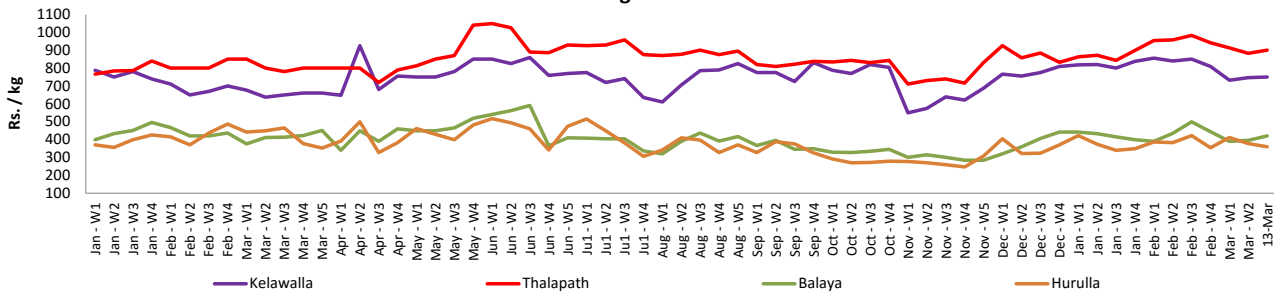
- Price increased by more than 5% compared to previous week average price.
- Price decreased by more than 5% compared to previous week average price.

Retail Prices

Peliyagoda



Negombo



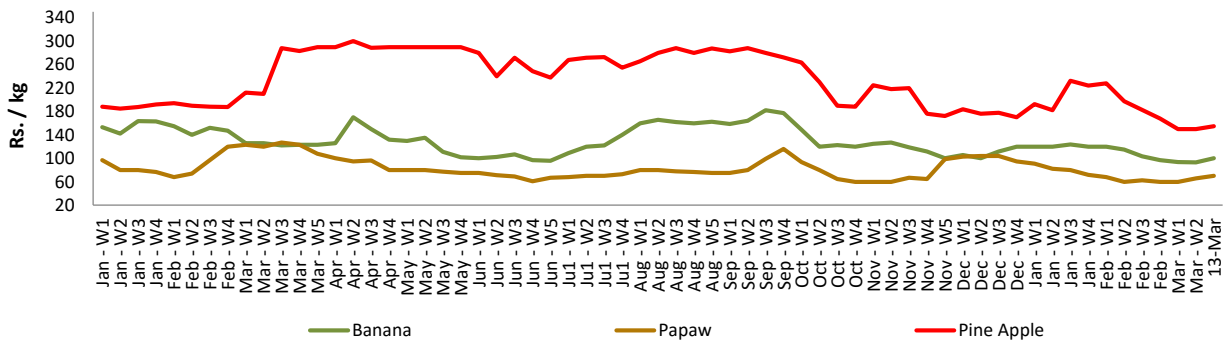
Wholesale and Retail Prices of Selected Food Commodities - 2018/03/13

Fruits

Item	Unit	Wholesale		Retail	
		Pettah			
		Previous 5 Days Average	Today	Previous 5 Days Average	Today
Banana (Sour)	Rs./Kg	60.00	65.00	93.00	100.00
Papaw	Rs./Kg	44.00	45.00	68.00	70.00
Pineapple	Rs./Kg	126.00	130.00	150.00	155.00

- Price increased by more than 5% compared to previous week average price.
- Price decreased by more than 5% compared to previous week average price.

Retail - Pettah



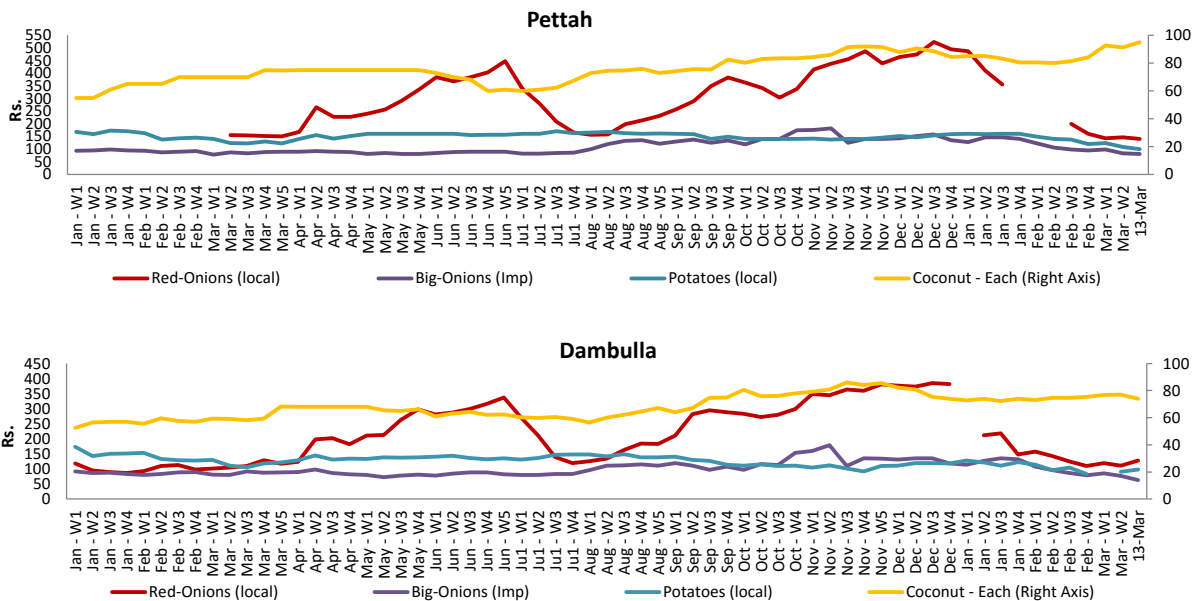
Wholesale and Retail Prices of Selected Food Commodities - 2018/03/13

Other

Item	Unit	Wholesale				Retail			
		Pettah		Dambulla		Pettah		Dambulla	
		Previous 5 Days Average	Today	Previous 5 Days Average	Today	Previous 5 Days Average	Today	Previous 5 Days Average	Today
Red-Onions (local)	Rs./Kg	119.00	120.00	100.00	118.00	147.00	140.00	112.00	128.00
Red-Onions (Imp)	Rs./Kg	114.00	120.00	98.00	115.00	138.00	140.00	111.00	128.00
Big-Onions (local)	Rs./Kg	n.a.	n.a.	n.a.	n.a.	n.a.	n.a.	n.a.	n.a.
Big-Onions (Imp)	Rs./Kg	62.00	55.00	57.00	54.00	83.00	80.00	75.00	63.00
Potatoes (local)	Rs./Kg	79.00	75.00	82.00	88.00	107.00	100.00	93.00	98.00
Potatoes (Imp)	Rs./Kg	54.00	55.00			71.00	70.00		
Dried Chillies (Imp)	Rs./Kg	221.00	220.00	229.00	248.00	288.00	270.00	240.00	258.00
Coconut	Rs./Nut	81.00	80.00	71.00	69.00	92.00	95.00	77.00	74.00
Coconut oil	Rs./Ltr	360.00	360.00			381.00	380.00		
Dhal	Rs./Kg	110.00	110.00			127.00	130.00		
Sugar	Rs./Kg	100.00	100.00			110.00	110.00		
Eggs	Rs./Each	13.00	13.00			14.00	14.00		
Katta	Rs./Kg	800.00	800.00			850.00	850.00		
Sprats	Rs./Kg	500.00	500.00			550.00	550.00		

- Price increased by more than 5% compared to previous week average price.
- Price decreased by more than 5% compared to previous week average price.

Retail Prices



* Prices of food commodities may vary due to quality and markets among other factors.