

Daily Price Report

A Summary of Price Developments - 12 March 2018



Vegetables

- Prices of most varieties of **vegetables increased** in both **Pettah** and **Dambulla** markets after the decrease observed during last week.



Rice

- Prices of most varieties of **rice remained stable** in both **Pettah** and **Marandagahamula** markets.



Other

- Price of **Big Onions (imported) decreased** in both **Pettah** and **Dambulla** markets due **reduced import prices** of onions from **India**.



Wholesale and Retail Prices of Selected Food Commodities - 2018/03/12

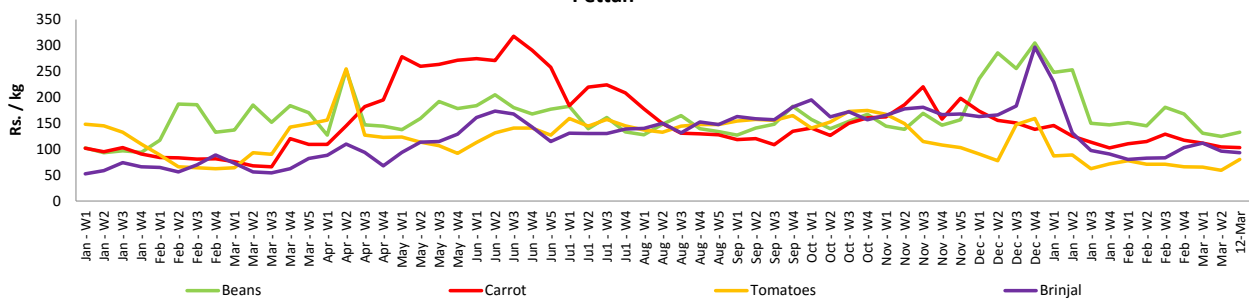
Vegetables

Item	Unit	Wholesale				Retail			
		Pettah		Dambulla		Pettah		Dambulla	
		Previous 5 Days Average	Today	Previous 5 Days Average	Today	Previous 5 Days Average	Today	Previous 5 Days Average	Today
Beans	Rs./Kg	87.00	93.00	85.00	98.00	124.00	133.00	105.00	118.00
Carrot	Rs./Kg	68.00	70.00	75.00	85.00	105.00	103.00	96.00	105.00
Cabbage	Rs./Kg	30.00	35.00	23.00	23.00	64.00	63.00	41.00	43.00
Tomatoes	Rs./Kg	30.00	41.00	24.00	28.00	59.00	80.00	45.00	48.00
Brinjal	Rs./Kg	62.00	67.00	65.00	43.00	96.00	93.00	84.00	63.00
Pumpkin	Rs./Kg	55.00	48.00	45.00	55.00	77.00	73.00	65.00	75.00
Snake gourd	Rs./Kg	49.00	50.00	40.00	43.00	78.00	80.00	59.00	63.00

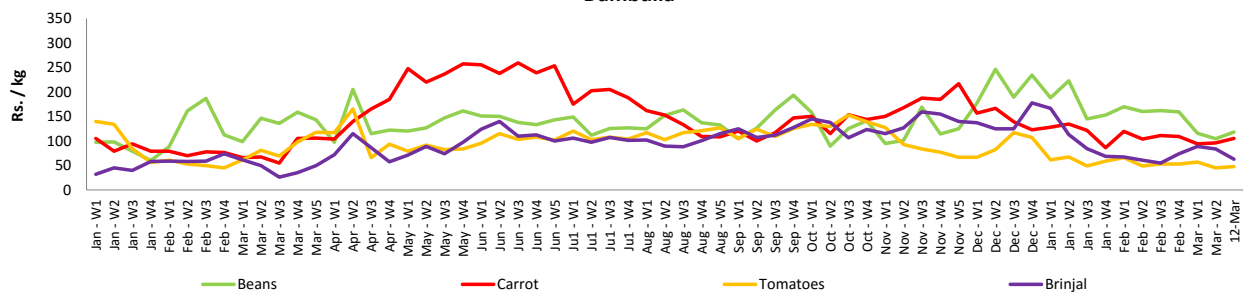
- Price increased by more than 5% compared to previous week average price.
- Price decreased by more than 5% compared to previous week average price.

Retail Prices

Pettah



Dambulla



Wholesale and Retail Prices of Selected Food Commodities - 2018/03/12

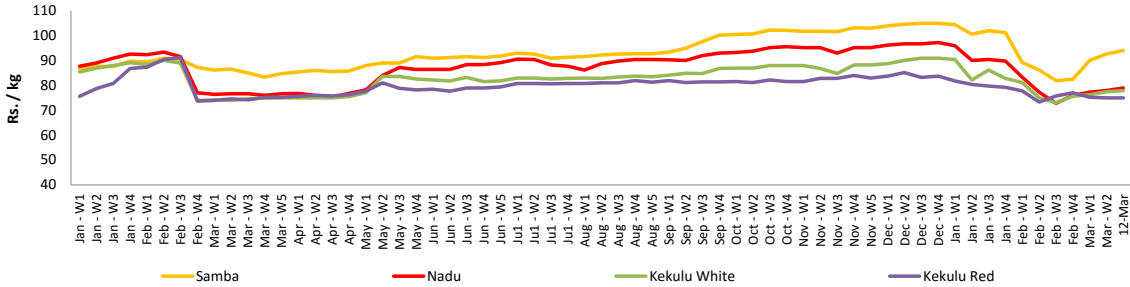
Rice

Item	Unit	Wholesale				Retail	
		Maradaghamula		Pettah		Pettah	
		Previous 5 Days Average	Today	Previous 5 Days Average	Today	Previous 5 Days Average	Today
Samba	Rs./Kg	93.00	94.00	104.00	105.00	110.00	110.00
Nadu	Rs./Kg	78.00	79.00	75.00	74.00	81.00	80.00
Kekulu White	Rs./Kg	77.00	78.00	73.00	73.00	80.00	80.00
Kekulu Red	Rs./Kg	75.00	75.00	73.00	73.00	80.00	80.00

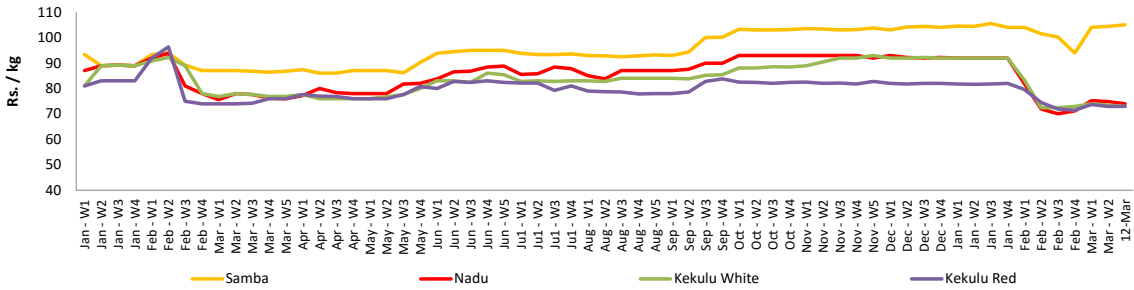
- Price increased by more than 5% compared to previous week average price.
- Price decreased by more than 5% compared to previous week average price.

Wholesale Prices

Maradaghamula

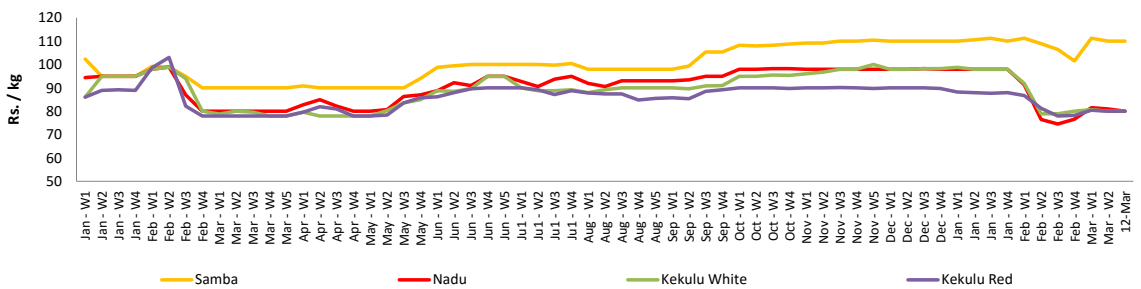


Pettah



Retail Prices

Pettah



Wholesale and Retail Prices of Selected Food Commodities - 2018/03/12

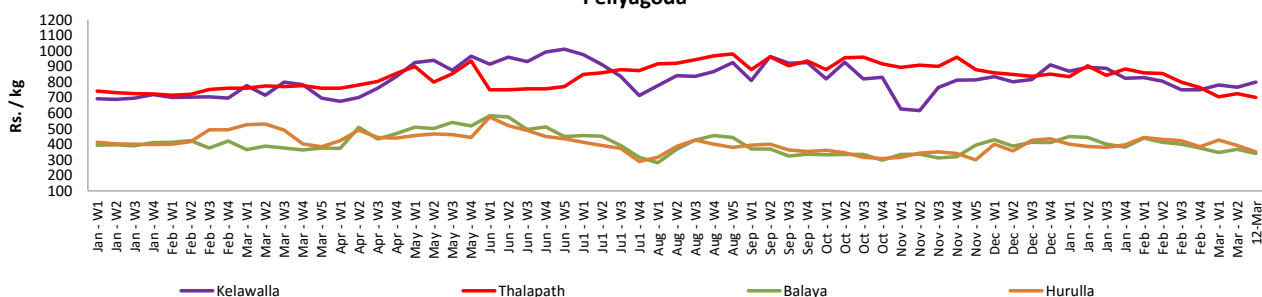
Fish

Item	Unit	Wholesale				Retail			
		Peliyagoda		Negombo		Peliyagoda		Negombo	
		Previous 5 Days Average	Today	Previous 5 Days Average	Today	Previous 5 Days Average	Today	Previous 5 Days Average	Today
Kelawalla	Rs./Kg	438.00	480.00	522.00	530.00	766.00	800.00	746.00	750.00
Thalapath	Rs./Kg	580.00	600.00	676.00	680.00	725.00	700.00	882.00	880.00
Balaya	Rs./Kg	268.00	240.00	252.00	270.00	368.00	340.00	396.00	420.00
Paraw	Rs./Kg	404.00	400.00	552.00	520.00	710.00	700.00	868.00	820.00
Salaya	Rs./Kg	130.00	130.00	110.00	140.00	172.00	180.00	190.00	240.00
Hurulla	Rs./Kg	292.00	250.00	278.00	280.00	392.00	350.00	378.00	380.00

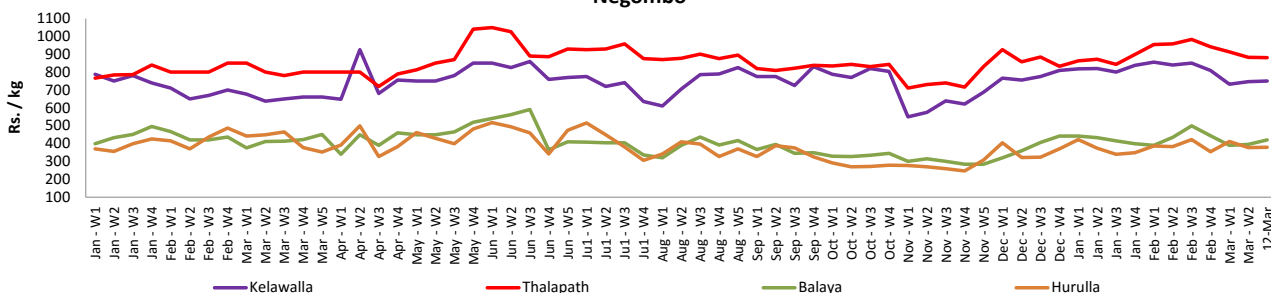
- Price increased by more than 5% compared to previous week average price.
- Price decreased by more than 5% compared to previous week average price.

Retail Prices

Peliyagoda



Negombo



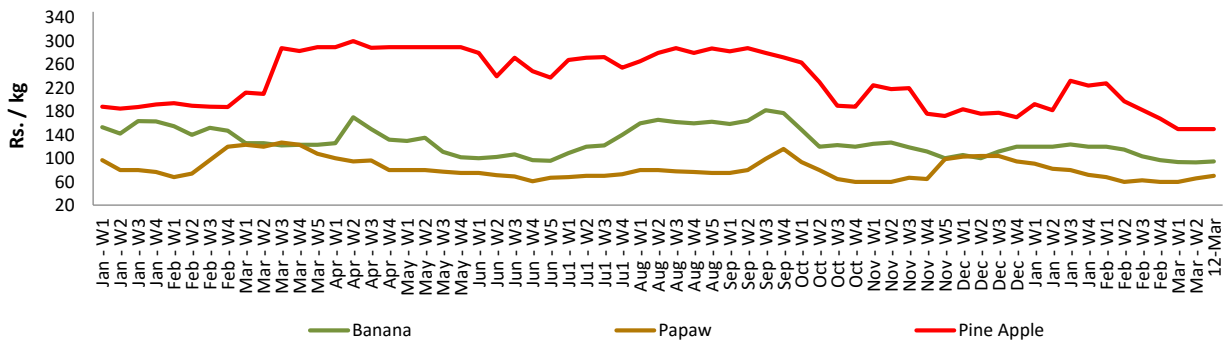
Wholesale and Retail Prices of Selected Food Commodities - 2018/03/12

Fruits

Item	Unit	Wholesale		Retail	
		Pettah			
		Previous 5 Days Average	Today	Previous 5 Days Average	Today
Banana (Sour)	Rs./Kg	60.00	60.00	93.00	95.00
Papaw	Rs./Kg	43.00	45.00	66.00	70.00
Pineapple	Rs./Kg	124.00	130.00	150.00	150.00

- Price increased by more than 5% compared to previous week average price.
- Price decreased by more than 5% compared to previous week average price.

Retail - Pettah



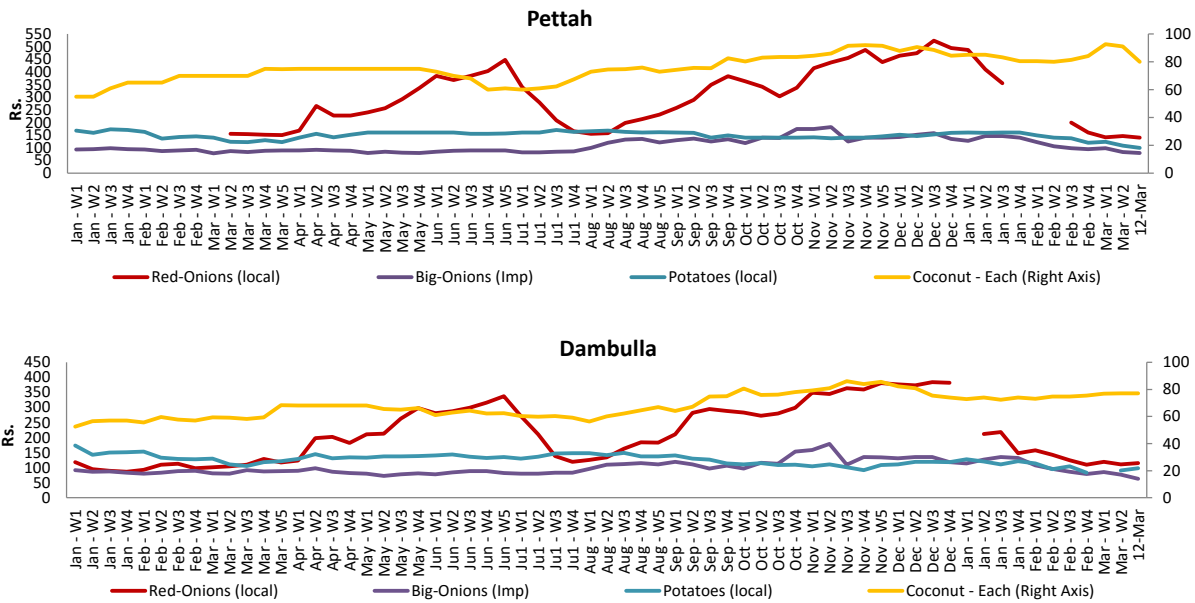
Wholesale and Retail Prices of Selected Food Commodities - 2018/03/12

Other

Item	Unit	Wholesale				Retail			
		Pettah		Dambulla		Pettah		Dambulla	
		Previous 5 Days Average	Today	Previous 5 Days Average	Today	Previous 5 Days Average	Today	Previous 5 Days Average	Today
Red-Onions (local)	Rs./Kg	119.00	120.00	98.00	105.00	147.00	140.00	111.00	115.00
Red-Onions (Imp)	Rs./Kg	113.00	120.00	94.00	115.00	138.00	140.00	106.00	128.00
Big-Onions (local)	Rs./Kg	n.a.	n.a.	n.a.	n.a.	n.a.	n.a.	n.a.	n.a.
Big-Onions (Imp)	Rs./Kg	63.00	55.00	60.00	53.00	83.00	80.00	77.00	63.00
Potatoes (local)	Rs./Kg	80.00	75.00	81.00	85.00	108.00	100.00	91.00	98.00
Potatoes (Imp)	Rs./Kg	53.00	55.00			71.00	70.00		
Dried Chillies (Imp)	Rs./Kg	221.00	220.00	226.00	243.00	288.00	270.00	237.00	253.00
Coconut	Rs./Nut	81.00	80.00	71.00	71.00	91.00	95.00	77.00	77.00
Coconut oil	Rs./Ltr	359.00	360.00			380.00	380.00		
Dhal	Rs./Kg	110.00	110.00			127.00	130.00		
Sugar	Rs./Kg	100.00	100.00			110.00	110.00		
Eggs	Rs./Each	13.00	13.00			14.00	14.00		
Katta	Rs./Kg	800.00	800.00			850.00	850.00		
Sprats	Rs./Kg	500.00	500.00			550.00	550.00		

- Price increased by more than 5% compared to previous week average price.
- Price decreased by more than 5% compared to previous week average price.

Retail Prices



* Prices of food commodities may vary due to quality and markets among other factors.