

Daily Price Report

A Summary of Price Developments - 09 March 2018



Vegetables

- Prices of most varieties of **vegetables** demonstrated **mixed movements** in both **Pettah** and **Dambulla** markets after continuous decrease observed during last three days.



Rice

- Prices of most varieties of **rice remained stable** in both **Pettah** and **Marandaghamula** markets.



Other

- Price of **Big Onions (imported)** decreased in both **Pettah** and **Dambulla** markets due **reduced import prices** of onions from **India**.



Wholesale and Retail Prices of Selected Food Commodities - 2018/03/09

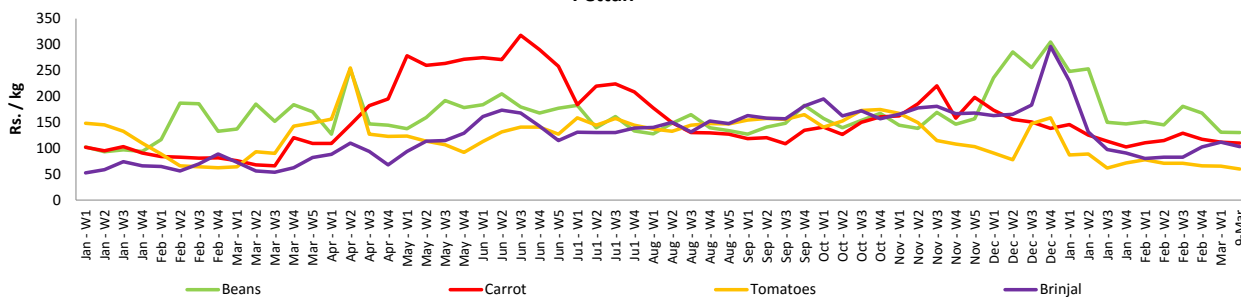
Vegetables

Item	Unit	Wholesale				Retail			
		Pettah		Dambulla		Pettah		Dambulla	
		Previous 5 Days Average	Today	Previous 5 Days Average	Today	Previous 5 Days Average	Today	Previous 5 Days Average	Today
Beans	Rs./Kg	82.00	92.00	83.00	78.00	120.00	130.00	102.00	98.00
Carrot	Rs./Kg	69.00	60.00	71.00	95.00	105.00	110.00	92.00	115.00
Cabbage	Rs./Kg	30.00	24.00	24.00	28.00	64.00	60.00	42.00	48.00
Tomatoes	Rs./Kg	30.00	28.00	26.00	23.00	60.00	60.00	47.00	43.00
Brinjal	Rs./Kg	66.00	60.00	63.00	75.00	101.00	103.00	81.00	95.00
Pumpkin	Rs./Kg	58.00	48.00	49.00	28.00	78.00	77.00	69.00	48.00
Snake gourd	Rs./Kg	48.00	53.00	40.00	43.00	80.00	80.00	59.00	63.00

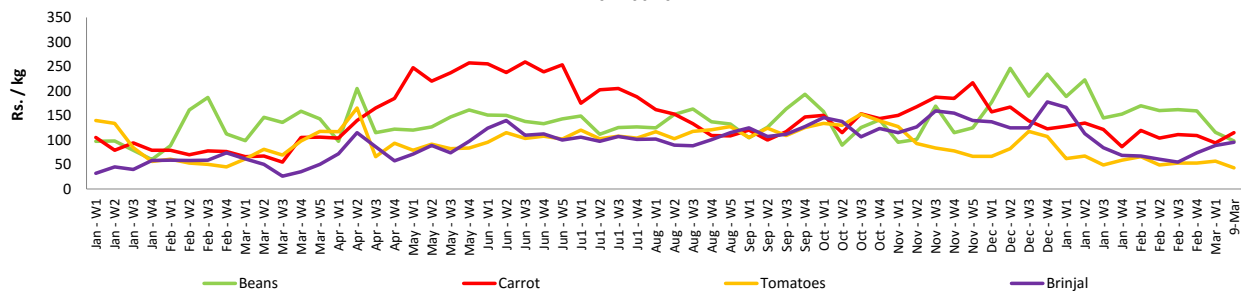
- Price increased by more than 5% compared to previous week average price.
- Price decreased by more than 5% compared to previous week average price.

Retail Prices

Pettah



Dambulla



Wholesale and Retail Prices of Selected Food Commodities - 2018/03/09

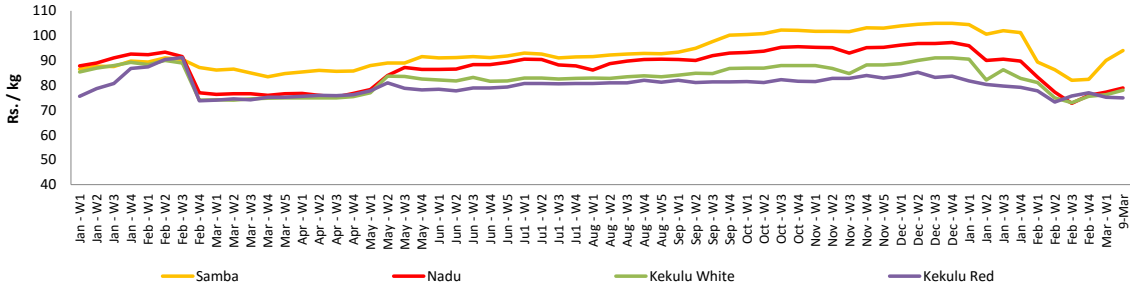
Rice

Item	Unit	Wholesale				Retail	
		Maradaghamula		Pettah		Pettah	
		Previous 5 Days Average	Today	Previous 5 Days Average	Today	Previous 5 Days Average	Today
Samba	Rs./Kg	92.00	94.00	105.00	105.00	111.00	110.00
Nadu	Rs./Kg	78.00	79.00	75.00	74.00	82.00	80.00
Kekulu White	Rs./Kg	77.00	78.00	74.00	73.00	80.00	80.00
Kekulu Red	Rs./Kg	75.00	75.00	74.00	73.00	81.00	80.00

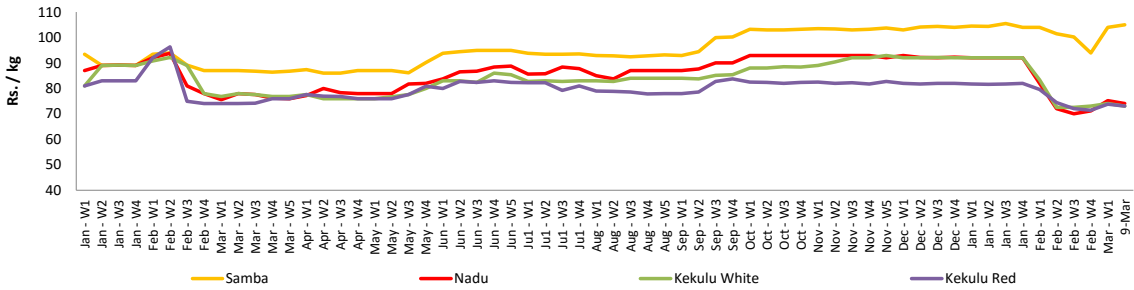
- Price increased by more than 5% compared to previous week average price.
- Price decreased by more than 5% compared to previous week average price.

Wholesale Prices

Maradaghamula

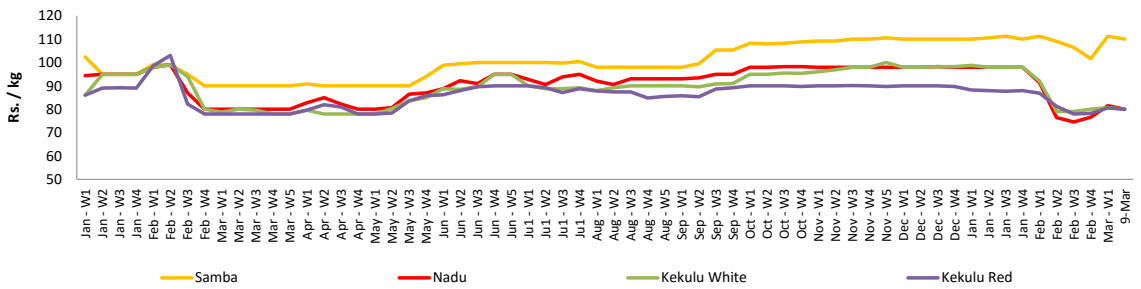


Pettah



Retail Prices

Pettah



Wholesale and Retail Prices of Selected Food Commodities - 2018/03/09

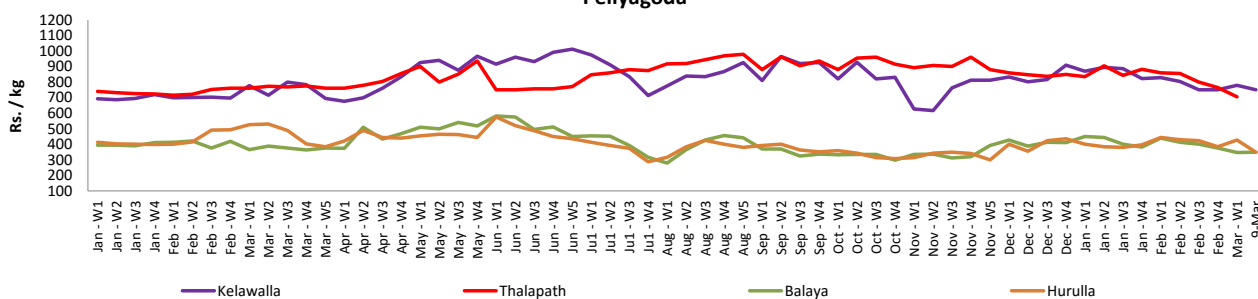
Fish

Item	Unit	Wholesale				Retail			
		Peliyagoda		Negombo		Peliyagoda		Negombo	
		Previous 5 Days Average	Today	Previous 5 Days Average	Today	Previous 5 Days Average	Today	Previous 5 Days Average	Today
Kelawalla	Rs./Kg	438.00	430.00	516.00	530.00	768.00	750.00	746.00	750.00
Thalapath	Rs./Kg	576.00	n.a.	688.00	680.00	720.00	n.a.	890.00	880.00
Balaya	Rs./Kg	268.00	250.00	250.00	270.00	368.00	350.00	392.00	420.00
Paraw	Rs./Kg	405.00	400.00	556.00	520.00	713.00	700.00	864.00	820.00
Salaya	Rs./Kg	130.00	120.00	110.00	120.00	172.00	160.00	190.00	200.00
Hurulla	Rs./Kg	303.00	250.00	292.00	270.00	403.00	350.00	392.00	370.00

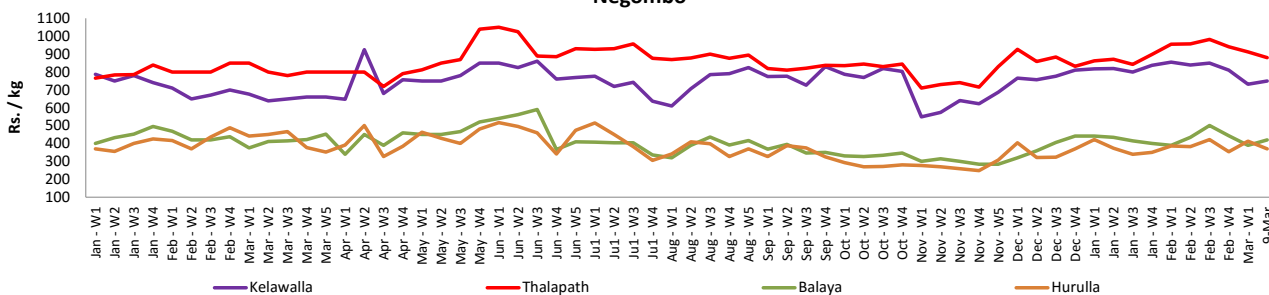
- Price increased by more than 5% compared to previous week average price.
- Price decreased by more than 5% compared to previous week average price.

Retail Prices

Peliyagoda



Negombo



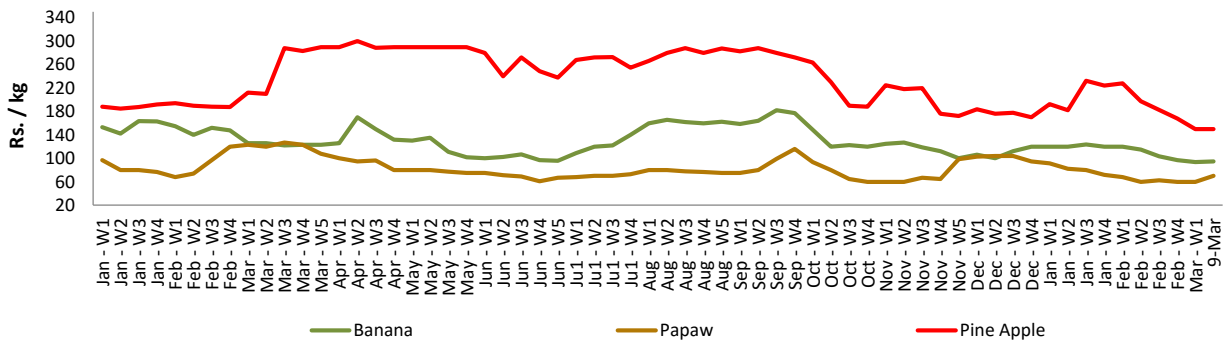
Wholesale and Retail Prices of Selected Food Commodities - 2018/03/09

Fruits

Item	Unit	Wholesale		Retail	
		Pettah			
		Previous 5 Days Average	Today	Previous 5 Days Average	Today
Banana (Sour)	Rs./Kg	60.00	60.00	92.00	95.00
Papaw	Rs./Kg	42.00	45.00	64.00	70.00
Pineapple	Rs./Kg	122.00	130.00	150.00	150.00

- Price increased by more than 5% compared to previous week average price.
- Price decreased by more than 5% compared to previous week average price.

Retail - Pettah



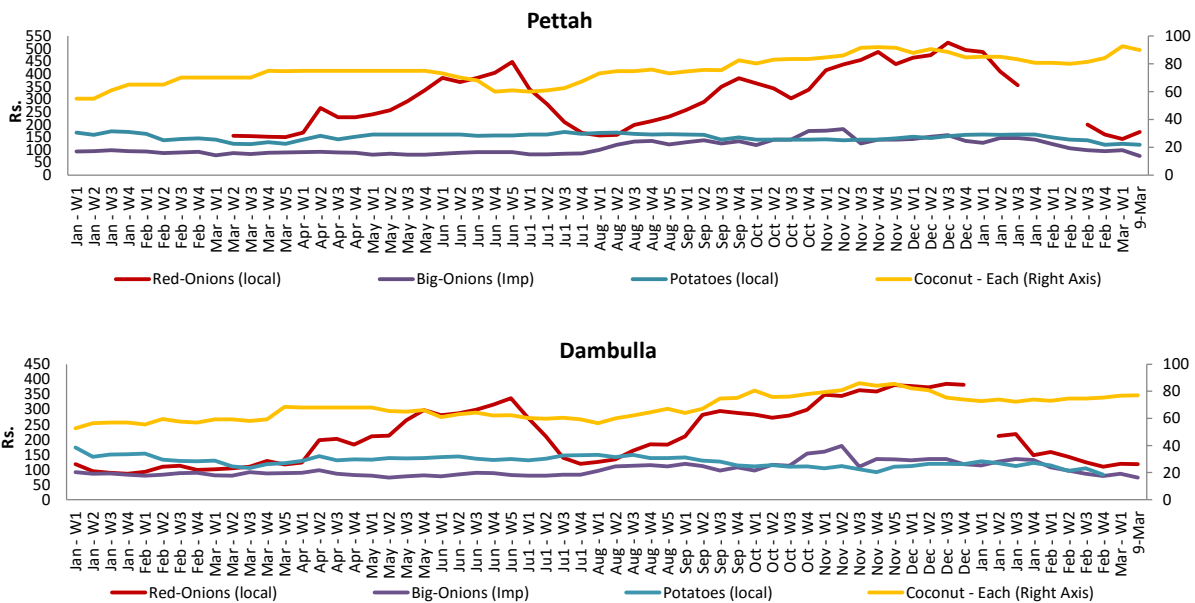
Wholesale and Retail Prices of Selected Food Commodities - 2018/03/09

Other

Item	Unit	Wholesale				Retail			
		Pettah		Dambulla		Pettah		Dambulla	
		Previous 5 Days Average	Today	Previous 5 Days Average	Today	Previous 5 Days Average	Today	Previous 5 Days Average	Today
Red-Onions (local)	Rs./Kg	116.00	120.00	97.00	105.00	148.00	170.00	108.00	118.00
Red-Onions (Imp)	Rs./Kg	115.00	110.00	98.00	n.a.	142.00	130.00	109.00	n.a.
Big-Onions (local)	Rs./Kg	n.a.	n.a.	n.a.	n.a.	n.a.	n.a.	n.a.	n.a.
Big-Onions (Imp)	Rs./Kg	69.00	54.00	64.00	53.00	88.00	75.00	79.00	73.00
Potatoes (local)	Rs./Kg	82.00	78.00	81.00	n.a.	109.00	120.00	91.00	n.a.
Potatoes (Imp)	Rs./Kg	56.00	58.00			74.00	75.00		
Dried Chillies (Imp)	Rs./Kg	221.00	225.00	226.00	223.00	268.00	370.00	237.00	233.00
Coconut	Rs./Nut	81.00	80.00	71.00	72.00	92.00	90.00	77.00	77.00
Coconut oil	Rs./Ltr	359.00	360.00			380.00	380.00		
Dhal	Rs./Kg	110.00	108.00			127.00	125.00		
Sugar	Rs./Kg	100.00	100.00			110.00	110.00		
Eggs	Rs./Each	13.00	13.00			14.00	14.00		
Katta	Rs./Kg	804.00	800.00			850.00	850.00		
Sprats	Rs./Kg	500.00	500.00			550.00	550.00		

- Price increased by more than 5% compared to previous week average price.
- Price decreased by more than 5% compared to previous week average price.

Retail Prices



* Prices of food commodities may vary due to quality and markets among other factors.