

Daily Price Report

A Summary of Price Developments - 05 March 2018



Vegetables

- Prices of most varieties of **vegetables continued the decreasing trend** in both **Pettah** and **Dambulla** markets reportedly due to **favourable supply**.



Rice

- Price of most varieties of **rice demonstrated some level of stability** in both **Pettah** and **Marandagamula** markets.



Fish

- Prices of most varieties of **fish increased in Peliyagoda market** while prices of in **Negombo market demonstrated some stability**.



Other

- Price of **Big Onions (imported) decreased** in both **Pettah** and **Dambulla** markets due **reduced import prices** of onions from **India**.



Wholesale and Retail Prices of Selected Food Commodities - 2018/03/05

Vegetables

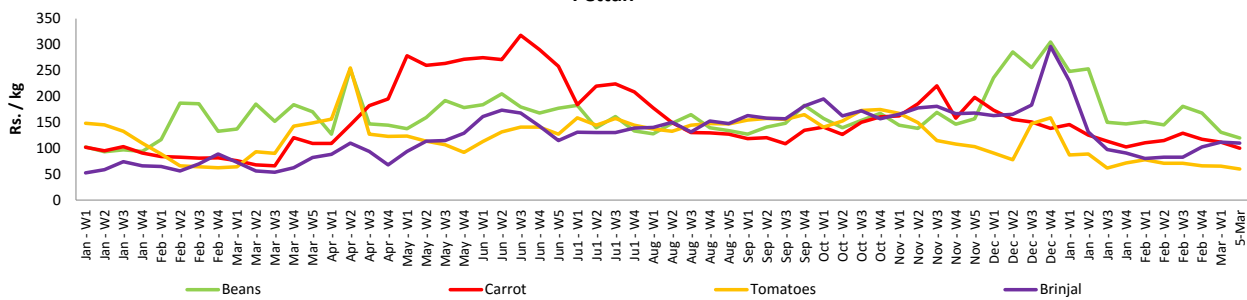
Item	Unit	Wholesale				Retail			
		Pettah		Dambulla		Pettah		Dambulla	
		Previous 5 Days Average	Today	Previous 5 Days Average	1-Mar	Previous 5 Days Average	Today	Previous 5 Days Average	1-Mar
Beans	Rs./Kg	102.00	85.00	104.00	98.00	145.00	120.00	124.00	118.00
Carrot	Rs./Kg	74.00	70.00	72.00	55.00	113.00	100.00	93.00	75.00
Cabbage	Rs./Kg	33.00	35.00	31.00	23.00	67.00	75.00	51.00	43.00
Tomatoes	Rs./Kg	34.00	30.00	36.00	28.00	67.00	60.00	56.00	48.00
Brinjal	Rs./Kg	74.00	65.00	64.00	68.00	112.00	110.00	84.00	88.00
Pumpkin	Rs./Kg	56.00	60.00	53.00	43.00	80.00	80.00	73.00	63.00
Snake gourd	Rs./Kg	52.00	50.00	46.00	38.00	85.00	80.00	66.00	58.00

Price increased by more than 5% compared to previous week average price.

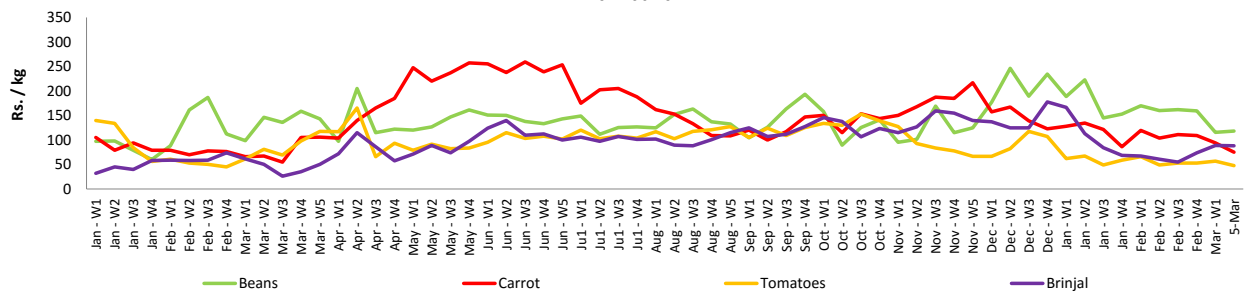
Price decreased by more than 5% compared to previous week average price.

Retail Prices

Pettah



Dambulla



Wholesale and Retail Prices of Selected Food Commodities - 2018/03/05

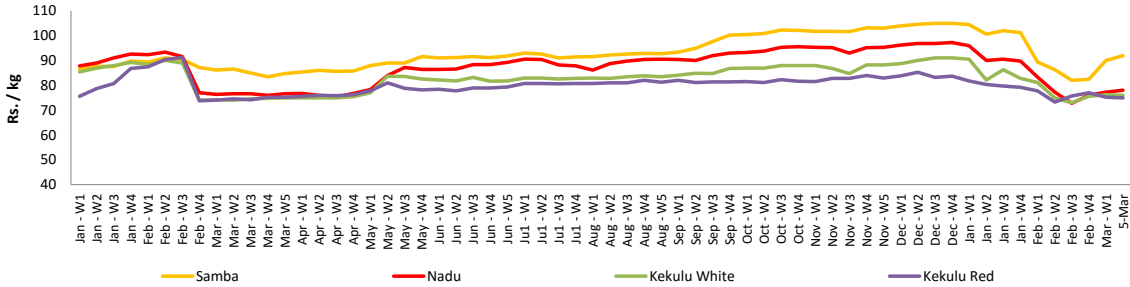
Rice

Item	Unit	Wholesale				Retail	
		Maradaghamula		Pettah		Pettah	
		Previous 5 Days Average	Today	Previous 5 Days Average	Today	Previous 5 Days Average	Today
Samba	Rs./Kg	89.00	92.00	104.00	105.00	111.00	110.00
Nadu	Rs./Kg	77.00	78.00	75.00	74.00	81.00	80.00
Kekulu White	Rs./Kg	76.00	76.00	74.00	73.00	81.00	80.00
Kekulu Red	Rs./Kg	76.00	75.00	73.00	73.00	80.00	80.00

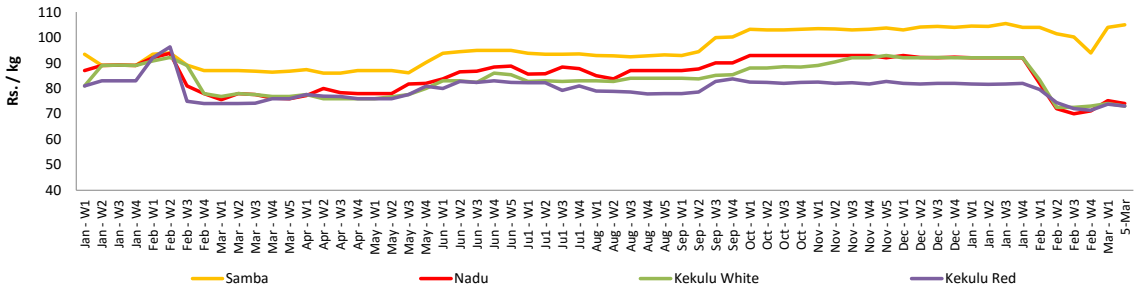
- Price increased by more than 5% compared to previous week average price.
- Price decreased by more than 5% compared to previous week average price.

Wholesale Prices

Maradaghamula

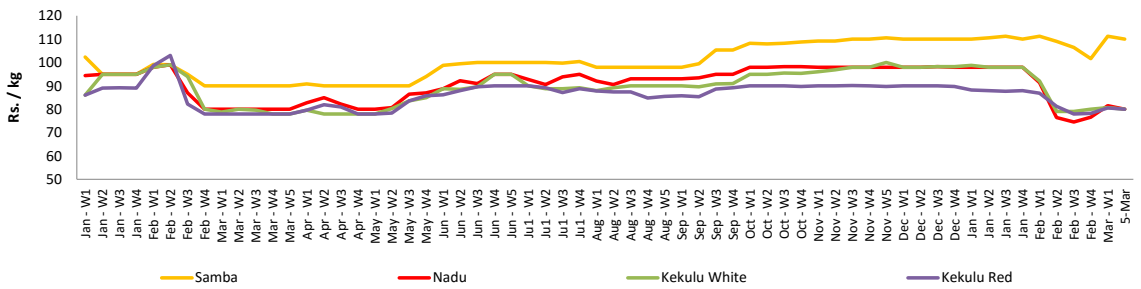


Pettah



Retail Prices

Pettah



Wholesale and Retail Prices of Selected Food Commodities - 2018/03/05

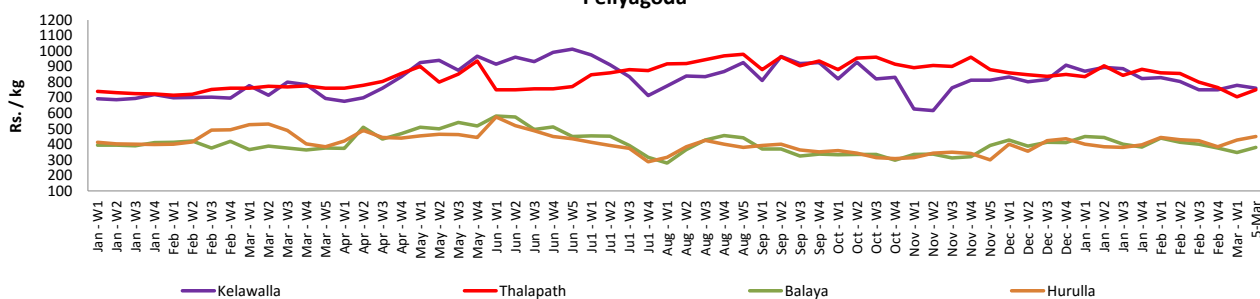
Fish

Item	Unit	Wholesale				Retail			
		Peliyagoda		Negombo		Peliyagoda		Negombo	
		Previous 5 Days Average	Today	Previous 5 Days Average	Today	Previous 5 Days Average	Today	Previous 5 Days Average	Today
Kelawalla	Rs./Kg	454.00	430.00	500.00	500.00	784.00	760.00	722.00	750.00
Thalapath	Rs./Kg	562.00	600.00	704.00	700.00	704.00	750.00	920.00	900.00
Balaya	Rs./Kg	246.00	280.00	240.00	230.00	348.00	380.00	382.00	380.00
Paraw	Rs./Kg	458.00	400.00	524.00	600.00	813.00	700.00	796.00	900.00
Salaya	Rs./Kg	108.00	150.00	128.00	100.00	154.00	200.00	206.00	180.00
Hurulla	Rs./Kg	308.00	350.00	294.00	300.00	410.00	450.00	394.00	400.00

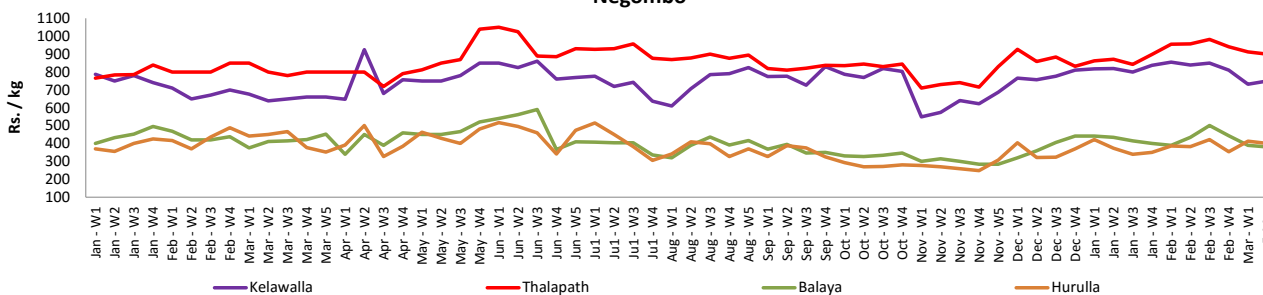
- Price increased by more than 5% compared to previous week average price.
- Price decreased by more than 5% compared to previous week average price.

Retail Prices

Peliyagoda



Negombo



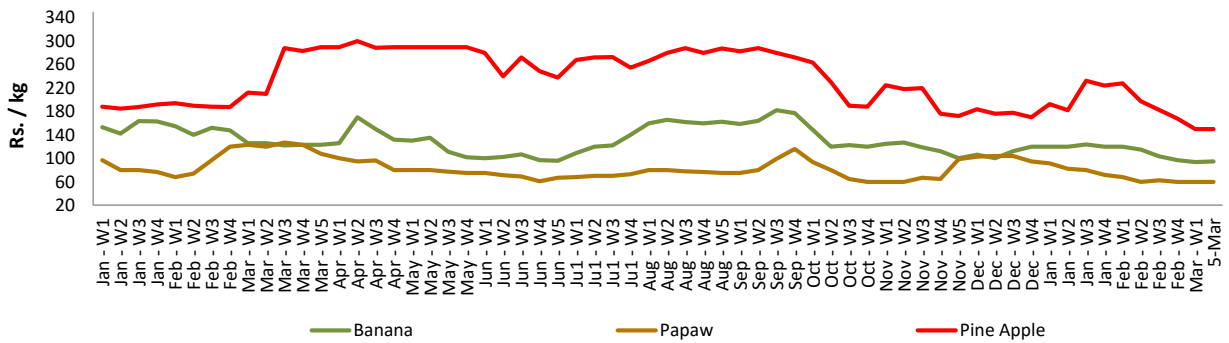
Wholesale and Retail Prices of Selected Food Commodities - 2018/03/05

Fruits

Item	Unit	Wholesale		Retail	
		Pettah			
		Previous 5 Days Average	Today	Previous 5 Days Average	Today
Banana (Sour)	Rs./Kg	60.00	60.00	94.00	95.00
Papaw	Rs./Kg	40.00	40.00	60.00	60.00
Pineapple	Rs./Kg	120.00	120.00	150.00	150.00

- Price increased by more than 5% compared to previous week average price.
- Price decreased by more than 5% compared to previous week average price.

Retail - Pettah



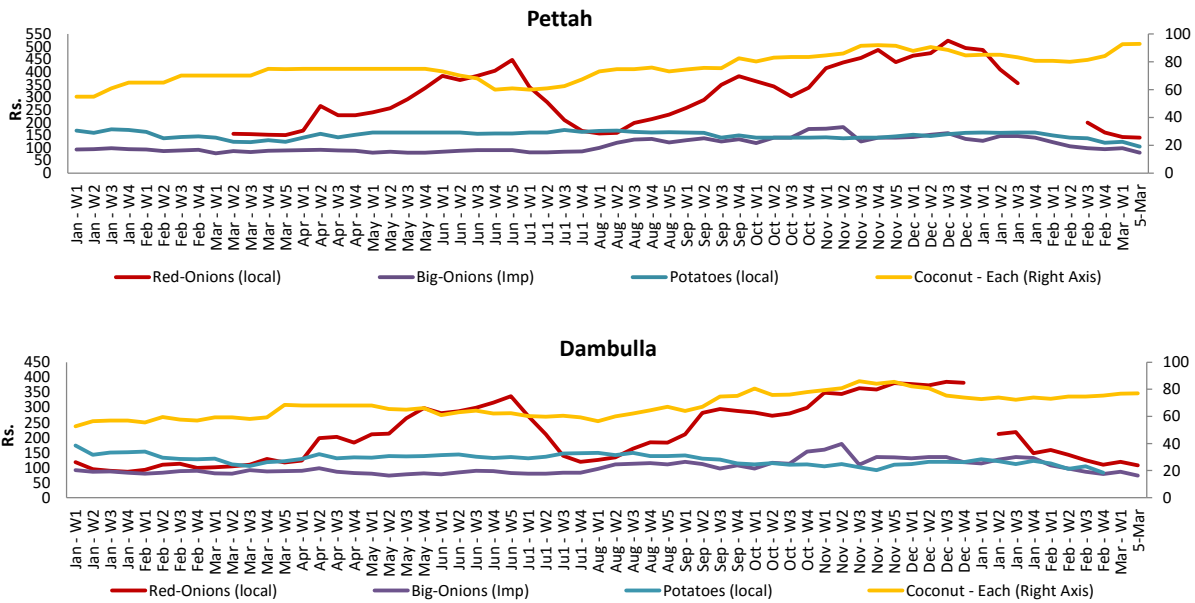
Wholesale and Retail Prices of Selected Food Commodities - 2018/03/05

Other

Item	Unit	Wholesale				Retail			
		Pettah		Dambulla		Pettah		Dambulla	
		Previous 5 Days Average	Today	Previous 5 Days Average	1-Mar	Previous 5 Days Average	Today	Previous 5 Days Average	1-Mar
Red-Onions (local)	Rs./Kg	107.00	120.00	105.00	98.00	146.00	140.00	118.00	108.00
Red-Onions (Imp)	Rs./Kg	120.00	115.00	116.00	98.00	156.00	140.00	128.00	108.00
Big-Onions (local)	Rs./Kg	n.a.	n.a.	n.a.	n.a.	n.a.	n.a.	n.a.	n.a.
Big-Onions (Imp)	Rs./Kg	80.00	60.00	74.00	67.00	97.00	80.00	86.00	74.00
Potatoes (local)	Rs./Kg	91.00	80.00	n.a.	83.00	123.00	105.00	n.a.	93.00
Potatoes (Imp)	Rs./Kg	68.00	50.00			84.00	70.00		
Dried Chillies (Imp)	Rs./Kg	222.00	220.00	223.00	228.00	269.00	270.00	233.00	238.00
Coconut	Rs./Nut	83.00	83.00	71.00	71.00	93.00	93.00	77.00	77.00
Coconut oil	Rs./Ltr	360.00	355.00			380.00	375.00		
Dhal	Rs./Kg	110.00	110.00			124.00	130.00		
Sugar	Rs./Kg	100.00	100.00			110.00	110.00		
Eggs	Rs./Each	13.00	13.00			14.00	14.00		
Katta	Rs./Kg	820.00	800.00			850.00	850.00		
Sprats	Rs./Kg	500.00	500.00			550.00	550.00		

- Price increased by more than 5% compared to previous week average price.
- Price decreased by more than 5% compared to previous week average price.

Retail Prices



* Prices of food commodities may vary due to quality and markets among other factors.