

Daily Price Report

A Summary of Price Developments - 28 February 2018



Vegetables

- Prices of most varieties of **vegetables decreased significantly** in both **Pettah** and **Dambulla** markets reportedly due to **favourable supply**.



Rice

- Price of **most varieties of rice increased** in both **Pettah** and **Marandaghamula** markets.



Other

- Price of **Big Onions (imported) increased** in both **Pettah** and **Dambulla** markets due to **low supply**.



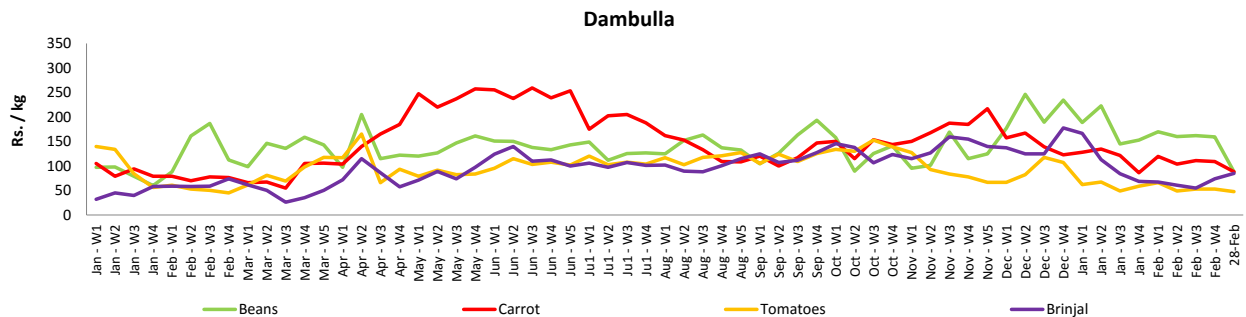
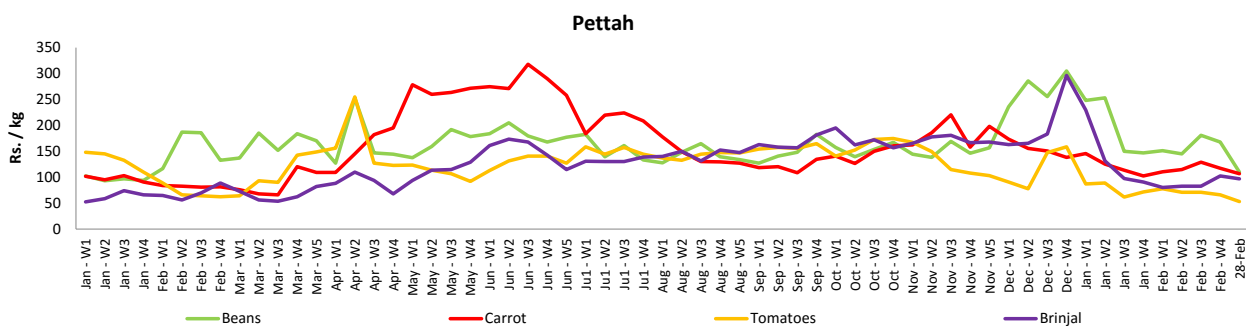
Wholesale and Retail Prices of Selected Food Commodities - 2018/02/28

Vegetables

Item	Unit	Wholesale				Retail			
		Pettah		Dambulla		Pettah		Dambulla	
		Previous 5 Days Average	Today	Previous 5 Days Average	Today	Previous 5 Days Average	Today	Previous 5 Days Average	Today
Beans	Rs./Kg	126.00	80.00	137.00	68.00	163.00	110.00	157.00	88.00
Carrot	Rs./Kg	79.00	73.00	80.00	68.00	117.00	107.00	100.00	88.00
Cabbage	Rs./Kg	37.00	33.00	27.00	28.00	72.00	60.00	47.00	48.00
Tomatoes	Rs./Kg	37.00	27.00	37.00	28.00	70.00	53.00	57.00	48.00
Brinjal	Rs./Kg	74.00	75.00	64.00	65.00	110.00	97.00	84.00	85.00
Pumpkin	Rs./Kg	59.00	55.00	52.00	63.00	85.00	73.00	72.00	83.00
Snake gourd	Rs./Kg	58.00	47.00	45.00	43.00	90.00	77.00	65.00	63.00

- Price increased by more than 5% compared to previous week average price.
- Price decreased by more than 5% compared to previous week average price.

Retail Prices



Wholesale and Retail Prices of Selected Food Commodities - 2018/02/28

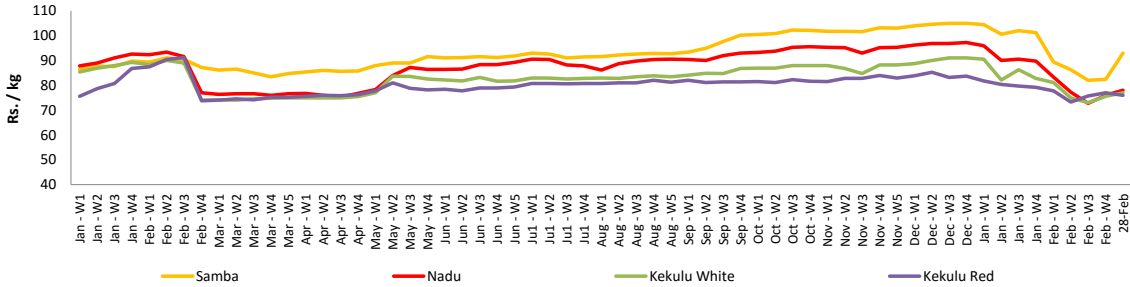
Rice

Item	Unit	Wholesale				Retail	
		Maradaghamula		Pettah		Pettah	
		Previous 5 Days Average	Today	Previous 5 Days Average	Today	Previous 5 Days Average	Today
Samba	Rs./Kg	85.00	93.00	99.00	103.00	106.00	112.00
Nadu	Rs./Kg	77.00	78.00	73.00	75.00	79.00	82.00
Kekulu White	Rs./Kg	76.00	77.00	73.00	75.00	80.00	81.00
Kekulu Red	Rs./Kg	76.00	76.00	71.00	75.00	78.00	82.00

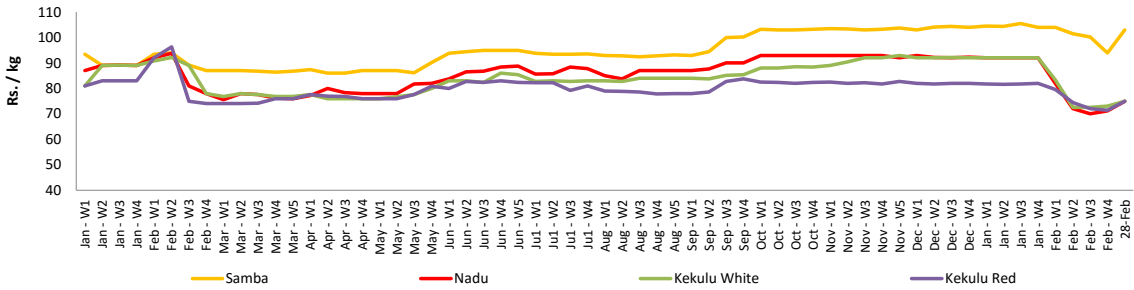
- Price increased by more than 5% compared to previous week average price.
- Price decreased by more than 5% compared to previous week average price.

Wholesale Prices

Maradaghamula

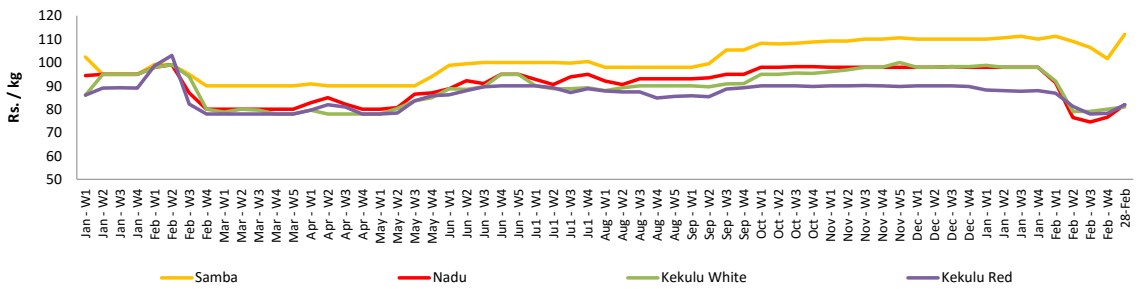


Pettah



Retail Prices

Pettah



Wholesale and Retail Prices of Selected Food Commodities - 2018/02/28

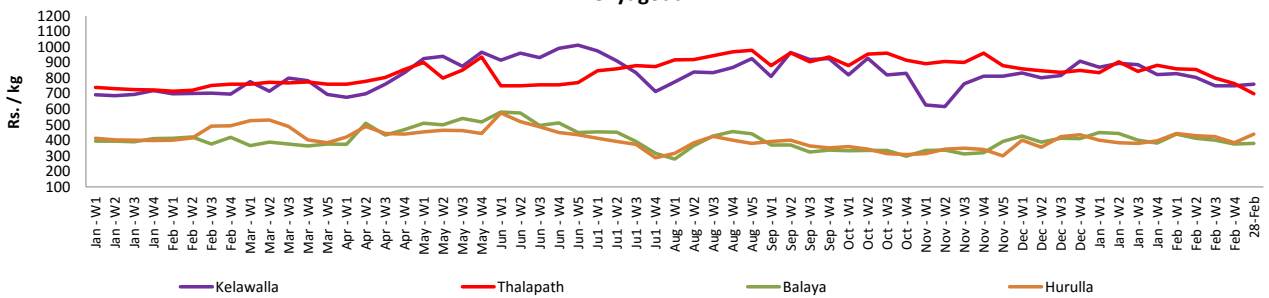
Fish

Item	Unit	Wholesale				Retail			
		Peliyagoda		Negombo		Peliyagoda		Negombo	
		Previous 5 Days Average	Today	Previous 5 Days Average	Today	Previous 5 Days Average	Today	Previous 5 Days Average	Today
Kelawalla	Rs./Kg	450.00	430.00	516.00	520.00	780.00	760.00	762.00	750.00
Thalapath	Rs./Kg	590.00	560.00	704.00	700.00	736.00	700.00	928.00	900.00
Balaya	Rs./Kg	252.00	270.00	244.00	260.00	352.00	380.00	410.00	400.00
Paraw	Rs./Kg	476.00	450.00	540.00	540.00	830.00	800.00	828.00	800.00
Salaya	Rs./Kg	112.00	100.00	118.00	140.00	156.00	150.00	186.00	240.00
Hurulla	Rs./Kg	290.00	330.00	264.00	300.00	392.00	440.00	362.00	400.00

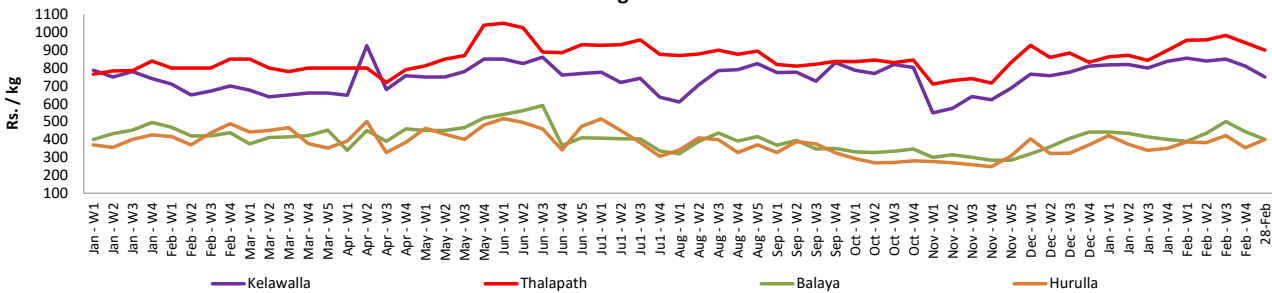
- Price increased by more than 5% compared to previous week average price.
- Price decreased by more than 5% compared to previous week average price.

Retail Prices

Peliyagoda



Negombo



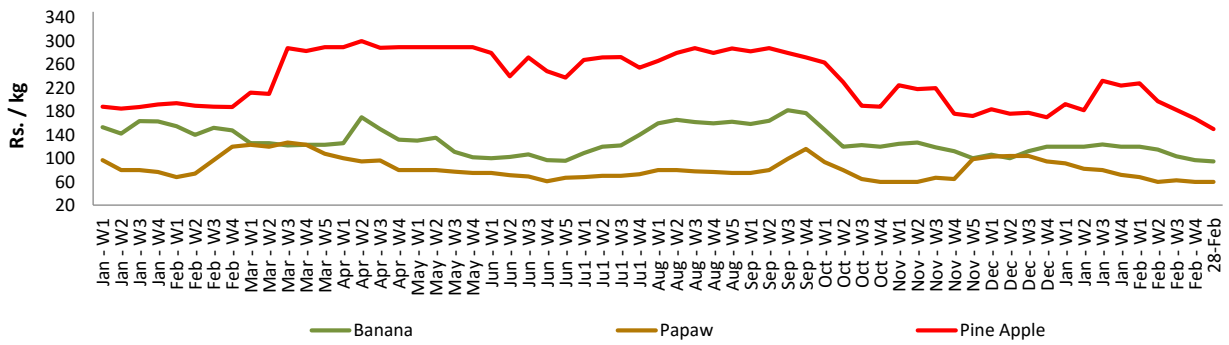
Wholesale and Retail Prices of Selected Food Commodities - 2018/02/28

Fruits

Item	Unit	Wholesale		Retail	
		Pettah			
		Previous 5 Days Average	Today	Previous 5 Days Average	Today
Banana (Sour)	Rs./Kg	60.00	60.00	95.00	95.00
Papaw	Rs./Kg	40.00	40.00	60.00	60.00
Pineapple	Rs./Kg	124.00	120.00	156.00	150.00

- Price increased by more than 5% compared to previous week average price.
- Price decreased by more than 5% compared to previous week average price.

Retail - Pettah



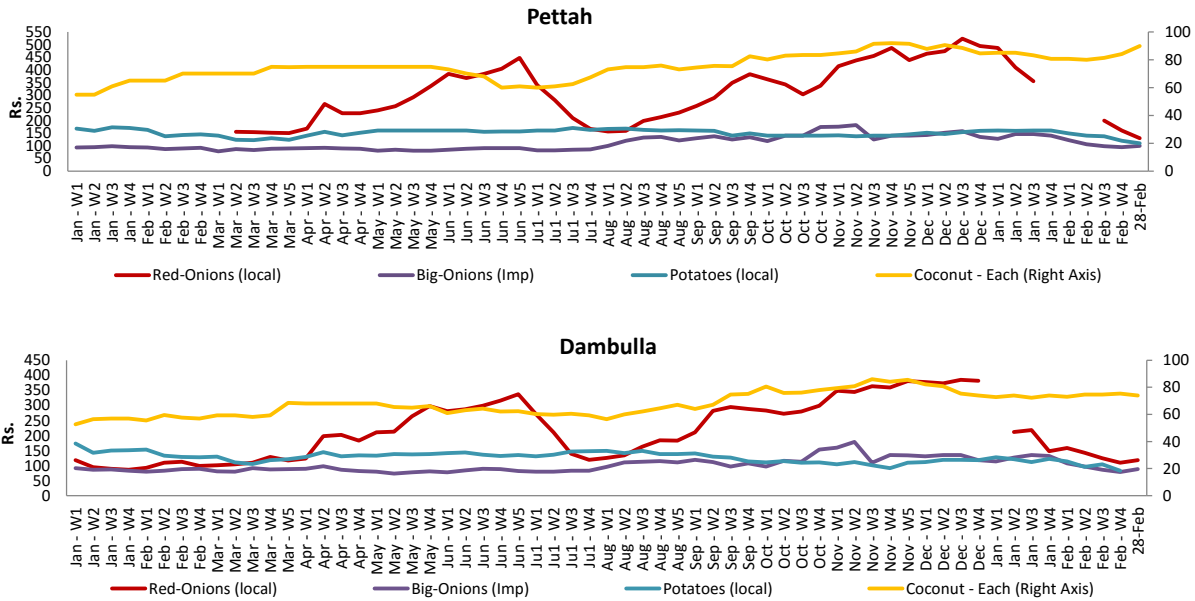
Wholesale and Retail Prices of Selected Food Commodities - 2018/02/28

Other

Item	Unit	Wholesale				Retail			
		Pettah		Dambulla		Pettah		Dambulla	
		Previous 5 Days Average	Today	Previous 5 Days Average	Today	Previous 5 Days Average	Today	Previous 5 Days Average	Today
Red-Onions (local)	Rs./Kg	108.00	105.00	103.00	105.00	142.00	130.00	116.00	118.00
Red-Onions (Imp)	Rs./Kg	120.00	120.00	117.00	108.00	160.00	150.00	130.00	118.00
Big-Onions (local)	Rs./Kg	n.a.	n.a.	n.a.	n.a.	n.a.	n.a.	n.a.	n.a.
Big-Onions (Imp)	Rs./Kg	74.00	85.00	69.00	78.00	94.00	100.00	81.00	88.00
Potatoes (local)	Rs./Kg	87.00	90.00	69.00	n.a.	124.00	110.00	86.00	n.a.
Potatoes (Imp)	Rs./Kg	56.00	75.00			72.00	90.00		
Dried Chillies (Imp)	Rs./Kg	221.00	220.00	223.00	223.00	269.00	270.00	233.00	233.00
Coconut	Rs./Nut	81.00	83.00	70.00	68.00	89.00	90.00	76.00	74.00
Coconut oil	Rs./Ltr	360.00	360.00			380.00	380.00		
Dhal	Rs./Kg	110.00	110.00			125.00	125.00		
Sugar	Rs./Kg	100.00	100.00			110.00	110.00		
Eggs	Rs./Each	13.00	13.00			14.00	14.00		
Katta	Rs./Kg	820.00	820.00			850.00	850.00		
Sprats	Rs./Kg	500.00	500.00			550.00	550.00		

- Price increased by more than 5% compared to previous week average price.
- Price decreased by more than 5% compared to previous week average price.

Retail Prices



* Prices of food commodities may vary due to quality and markets among other factors.