

# Daily Price Report

---

## A Summary of Price Developments - 26 February 2018

---



### Vegetables

- Prices of most varieties of **vegetables** demonstrated **mixed movements** in both **Pettah** and **Dambulla** markets.



### Rice

- Price of **Samba increased** in both **Pettah** and **Marandagahamula** markets reportedly due to **low supply** of varieties.



### Other

- Price of **Potatoes (imported) increased** in **Pettah** market as **Special Commodity Levy has been increased by 29 rupees** per Kg with effect from 24<sup>th</sup> February 2018.
- Price of **Coconut continued to increase** in **Pettah** market while prices in **Dambulla** also indicated a **marginal increase**.



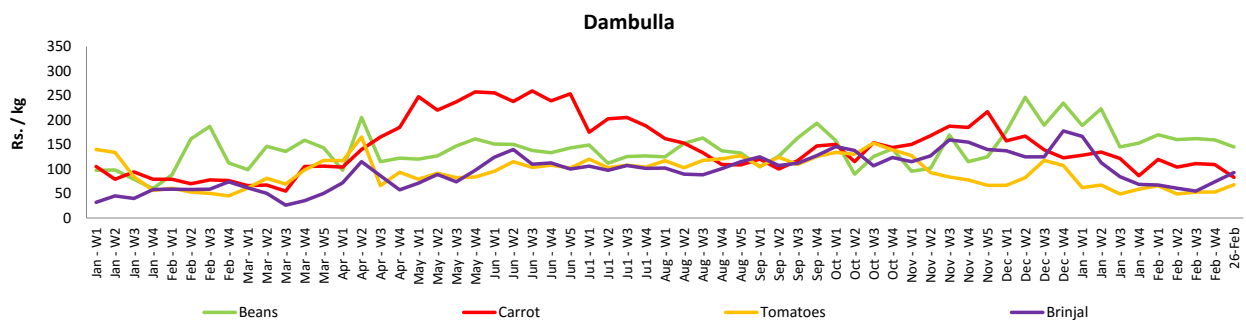
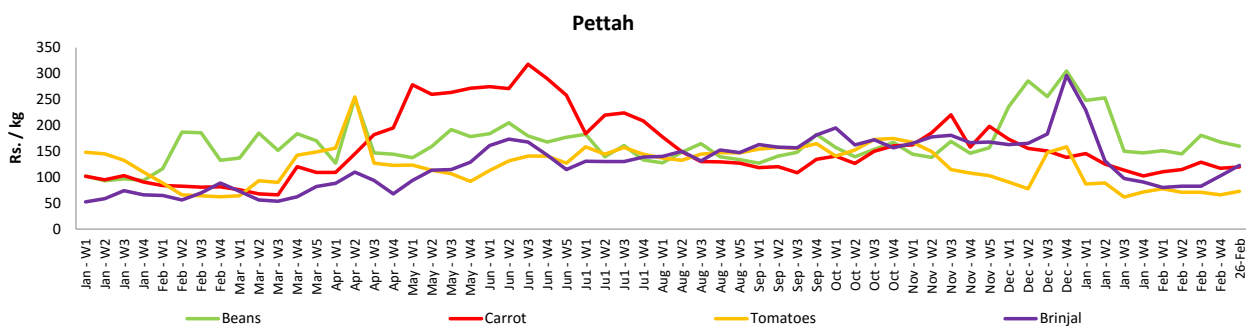
# Wholesale and Retail Prices of Selected Food Commodities - 2018/02/26

## Vegetables

Item	Unit	Wholesale				Retail			
		Pettah		Dambulla		Pettah		Dambulla	
		Previous 5 Days Average	Today	Previous 5 Days Average	Today	Previous 5 Days Average	Today	Previous 5 Days Average	Today
Beans	Rs./Kg	130.00	120.00	139.00	125.00	168.00	160.00	159.00	145.00
Carrot	Rs./Kg	81.00	78.00	89.00	63.00	117.00	120.00	109.00	83.00
Cabbage	Rs./Kg	38.00	35.00	25.00	28.00	73.00	65.00	45.00	48.00
Tomatoes	Rs./Kg	35.00	39.00	33.00	48.00	66.00	73.00	53.00	68.00
Brinjal	Rs./Kg	73.00	83.00	54.00	73.00	103.00	123.00	74.00	93.00
Pumpkin	Rs./Kg	59.00	57.00	56.00	43.00	84.00	83.00	76.00	63.00
Snake gourd	Rs./Kg	59.00	57.00	39.00	48.00	90.00	87.00	59.00	68.00

- Price increased by more than 5% compared to previous week average price.
- Price decreased by more than 5% compared to previous week average price.

### Retail Prices



# Wholesale and Retail Prices of Selected Food Commodities - 2018/02/26

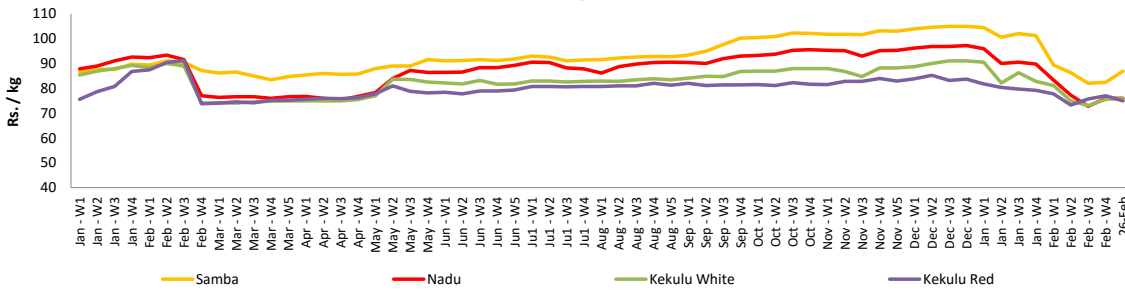
## Rice

Item	Unit	Wholesale				Retail	
		Maradaghamula		Pettah		Pettah	
		Previous 5 Days Average	Today	Previous 5 Days Average	Today	Previous 5 Days Average	Today
Samba	Rs./Kg	82.00	87.00	94.00	102.00	102.00	110.00
Nadu	Rs./Kg	76.00	76.00	71.00	72.00	77.00	78.00
Kekulu White	Rs./Kg	76.00	76.00	73.00	73.00	80.00	80.00
Kekulu Red	Rs./Kg	77.00	75.00	71.00	71.00	78.00	78.00

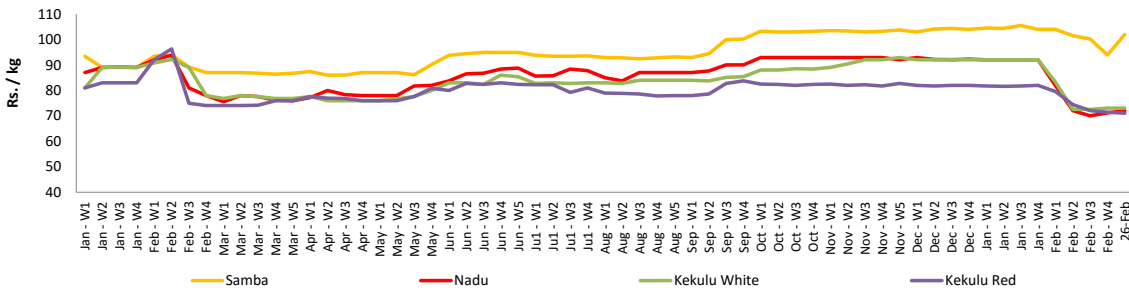
- Price increased by more than 5% compared to previous week average price.
- Price decreased by more than 5% compared to previous week average price.

### Wholesale Prices

#### Maradaghamula

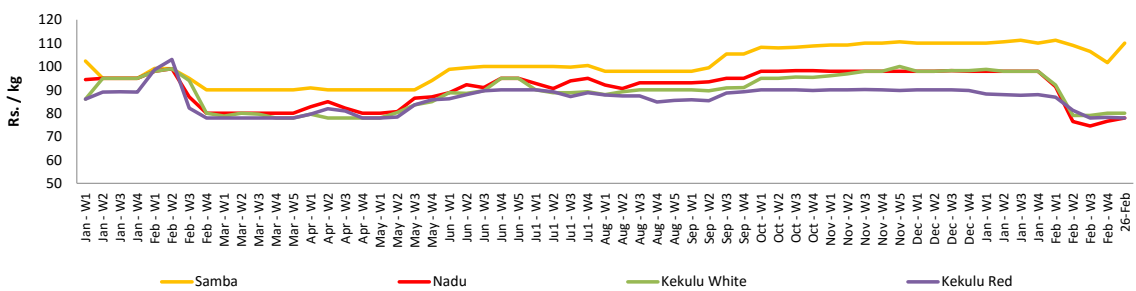


#### Pettah



### Retail Prices

#### Pettah



# Wholesale and Retail Prices of Selected Food Commodities - 2018/02/26

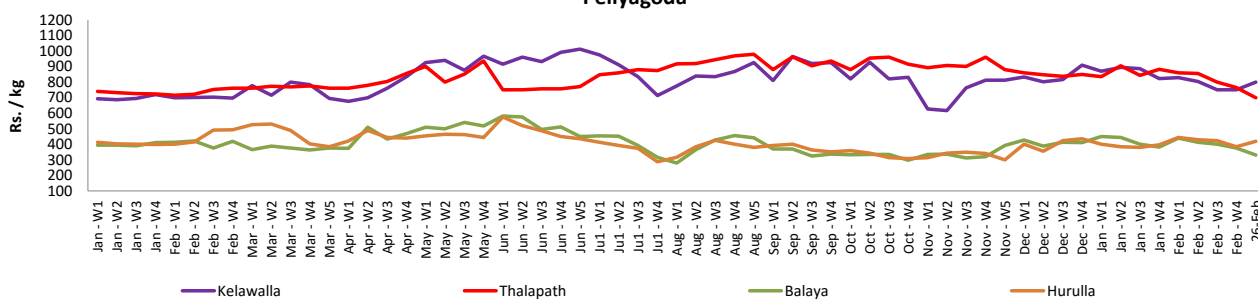
## Fish

Item	Unit	Wholesale				Retail			
		Peliyagoda		Negombo		Peliyagoda		Negombo	
		Previous 5 Days Average	Today	Previous 5 Days Average	Today	Previous 5 Days Average	Today	Previous 5 Days Average	Today
Kelawalla	Rs./Kg	444.00	470.00	530.00	480.00	750.00	800.00	810.00	680.00
Thalapath	Rs./Kg	615.00	560.00	732.00	700.00	765.00	700.00	942.00	930.00
Balaya	Rs./Kg	276.00	230.00	258.00	220.00	376.00	330.00	444.00	360.00
Paraw	Rs./Kg	500.00	450.00	562.00	520.00	840.00	800.00	852.00	800.00
Salaya	Rs./Kg	120.00	100.00	112.00	130.00	160.00	150.00	184.00	190.00
Hurulla	Rs./Kg	282.00	320.00	262.00	270.00	384.00	420.00	354.00	370.00

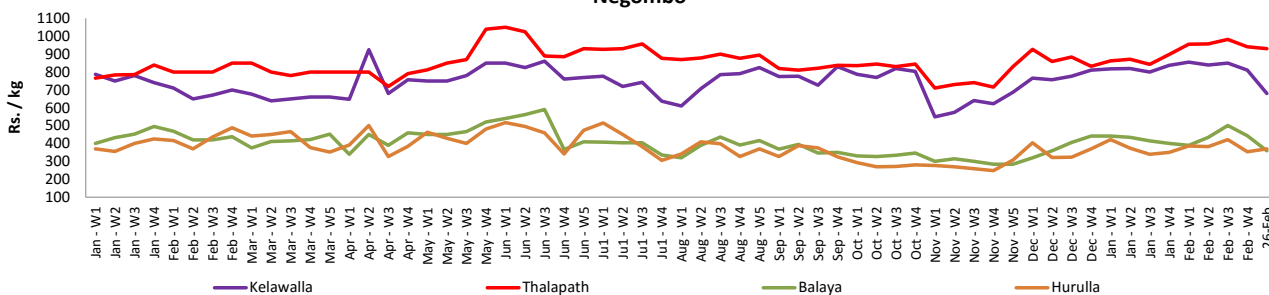
- Price increased by more than 5% compared to previous week average price.
- Price decreased by more than 5% compared to previous week average price.

### Retail Prices

#### Peliyagoda



#### Negombo



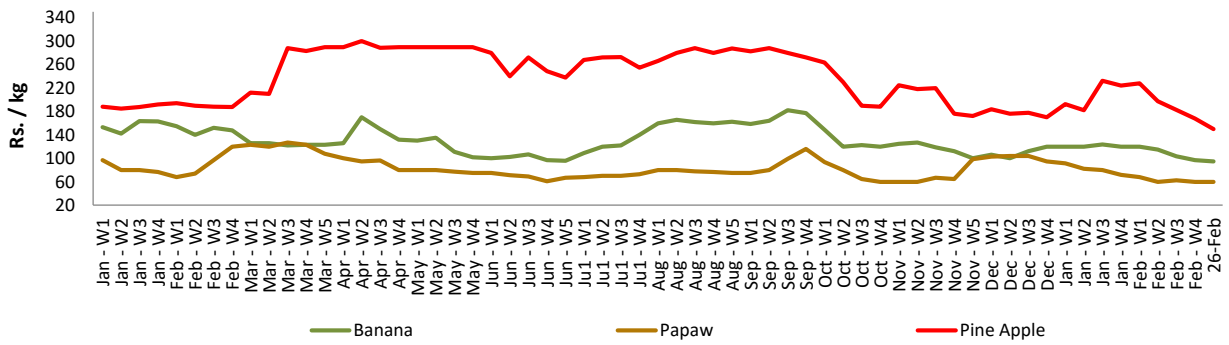
# Wholesale and Retail Prices of Selected Food Commodities - 2018/02/26

## Fruits

Item	Unit	Wholesale		Retail	
		Pettah			
		Previous 5 Days Average	Today	Previous 5 Days Average	Today
Banana (Sour)	Rs./Kg	60.00	60.00	97.00	95.00
Papaw	Rs./Kg	40.00	40.00	60.00	60.00
Pineapple	Rs./Kg	132.00	120.00	168.00	150.00

- Price increased by more than 5% compared to previous week average price.
- Price decreased by more than 5% compared to previous week average price.

Retail - Pettah



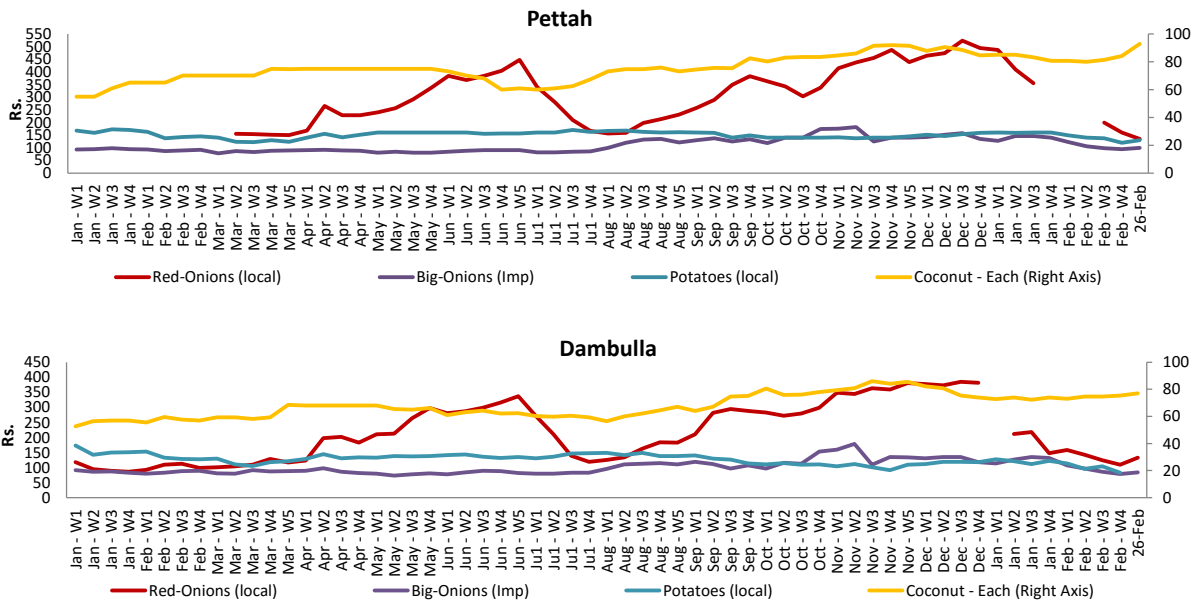
# Wholesale and Retail Prices of Selected Food Commodities - 2018/02/26

## Other

Item	Unit	Wholesale				Retail			
		Pettah		Dambulla		Pettah		Dambulla	
		Previous 5 Days Average	Today	Previous 5 Days Average	Today	Previous 5 Days Average	Today	Previous 5 Days Average	Today
Red-Onions (local)	Rs./Kg	115.00	105.00	95.00	123.00	160.00	135.00	110.00	133.00
Red-Onions (Imp)	Rs./Kg	120.00	120.00	106.00	133.00	160.00	160.00	119.00	143.00
Big-Onions (local)	Rs./Kg	n.a.	n.a.	n.a.	n.a.	n.a.	n.a.	n.a.	n.a.
Big-Onions (Imp)	Rs./Kg	71.00	78.00	68.00	74.00	95.00	100.00	79.00	84.00
Potatoes (local)	Rs./Kg	81.00	90.00	68.00	n.a.	120.00	130.00	83.00	n.a.
Potatoes (Imp)	Rs./Kg	45.00	73.00			60.00	90.00		
Dried Chillies (Imp)	Rs./Kg	221.00	220.00	225.00	223.00	269.00	270.00	235.00	233.00
Coconut	Rs./Nut	77.00	85.00	70.00	71.00	84.00	93.00	75.00	77.00
Coconut oil	Rs./Ltr	360.00	360.00			380.00	380.00		
Dhal	Rs./Kg	110.00	110.00			125.00	125.00		
Sugar	Rs./Kg	100.00	100.00			110.00	110.00		
Eggs	Rs./Each	12.60	13.00			13.60	14.00		
Katta	Rs./Kg	820.00	820.00			850.00	850.00		
Sprats	Rs./Kg	500.00	500.00			550.00	550.00		

- Price increased by more than 5% compared to previous week average price.
- Price decreased by more than 5% compared to previous week average price.

### Retail Prices



\* Prices of food commodities may vary due to quality and markets among other factors.