

Daily Price Report

A Summary of Price Developments - 23 February 2018



Vegetables

- Prices of most varieties of **vegetables** demonstrated **mixed movements** in both **Pettah** and **Dambulla** markets.



Rice

- Price of both **Samba** and **Nadu** **increased** in **Pettah** and **Marandaghamula** markets reportedly due to **low supply** of varieties.



Fish

- Prices of most varieties of **fish** **decreased** in both **Peliyagoda** and **Negombo** markets due to **favourable supply**.



Other

- Price of **Coconut** increased in both **Pettah** and Dambulla markets due to **low supply**.



Wholesale and Retail Prices of Selected Food Commodities - 2018/02/23

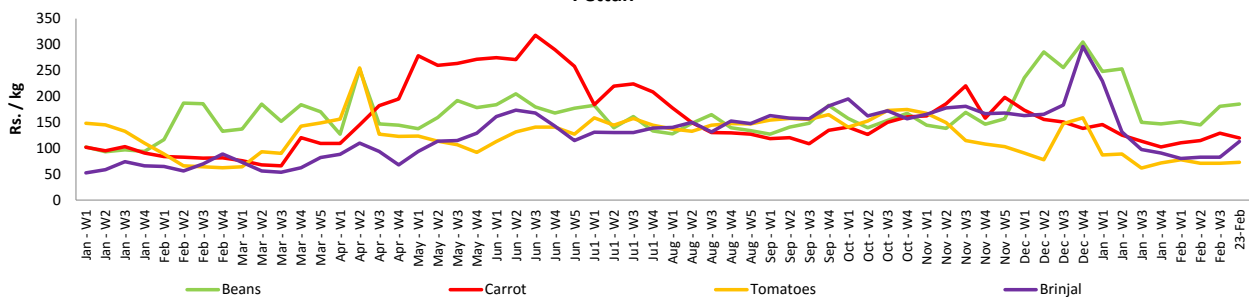
Vegetables

Item	Unit	Wholesale				Retail			
		Pettah		Dambulla		Pettah		Dambulla	
		Previous 5 Days Average	Today	Previous 5 Days Average	Today	Previous 5 Days Average	Today	Previous 5 Days Average	Today
Beans	Rs./Kg	133.00	132.00	137.00	135.00	167.00	185.00	157.00	155.00
Carrot	Rs./Kg	80.00	80.00	92.00	68.00	115.00	120.00	112.00	88.00
Cabbage	Rs./Kg	38.00	33.00	25.00	28.00	74.00	68.00	45.00	48.00
Tomatoes	Rs./Kg	34.00	36.00	33.00	33.00	66.00	73.00	53.00	53.00
Brinjal	Rs./Kg	68.00	70.00	50.00	45.00	96.00	113.00	70.00	65.00
Pumpkin	Rs./Kg	59.00	56.00	57.00	48.00	84.00	80.00	77.00	68.00
Snake gourd	Rs./Kg	57.00	63.00	37.00	43.00	90.00	93.00	57.00	63.00

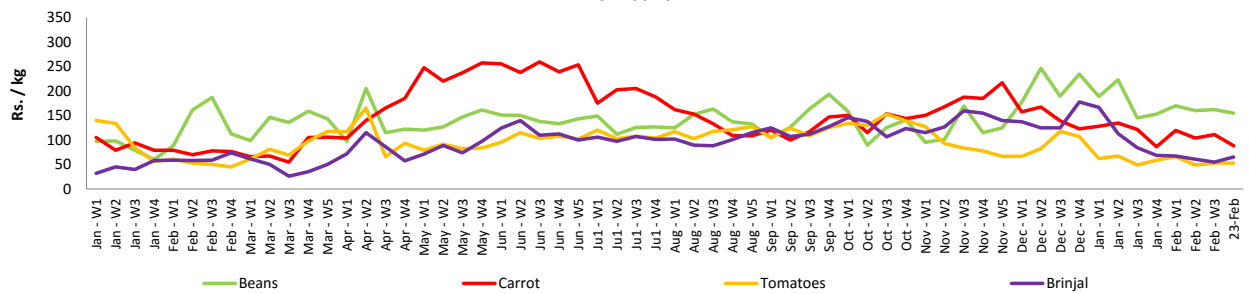
- Price increased by more than 5% compared to previous week average price.
- Price decreased by more than 5% compared to previous week average price.

Retail Prices

Pettah



Dambulla



Wholesale and Retail Prices of Selected Food Commodities - 2018/02/23

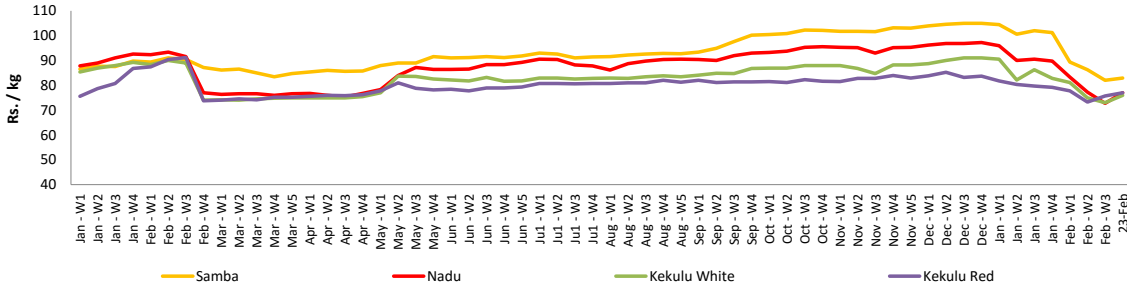
Rice

Item	Unit	Wholesale				Retail	
		Maradaghamula		Pettah		Pettah	
		Previous 5 Days Average	Today	Previous 5 Days Average	Today	Previous 5 Days Average	Today
Samba	Rs./Kg	82.00	83.00	94.00	102.00	102.00	109.00
Nadu	Rs./Kg	75.00	77.00	71.00	73.00	76.00	80.00
Kekulu White	Rs./Kg	75.00	76.00	73.00	73.00	80.00	80.00
Kekulu Red	Rs./Kg	77.00	77.00	71.20	72.00	78.00	78.00

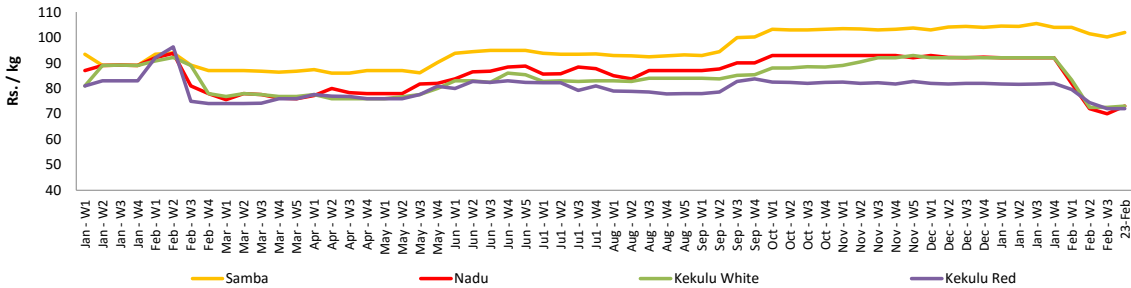
- Price increased by more than 5% compared to previous week average price.
- Price decreased by more than 5% compared to previous week average price.

Wholesale Prices

Maradaghamula

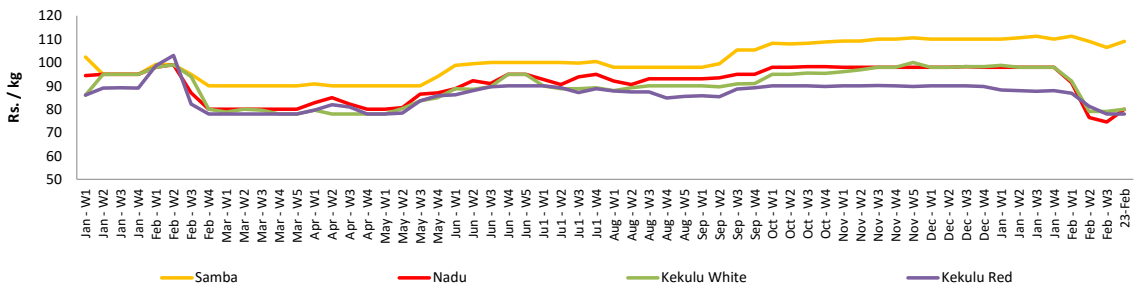


Pettah



Retail Prices

Pettah



Wholesale and Retail Prices of Selected Food Commodities - 2018/02/23

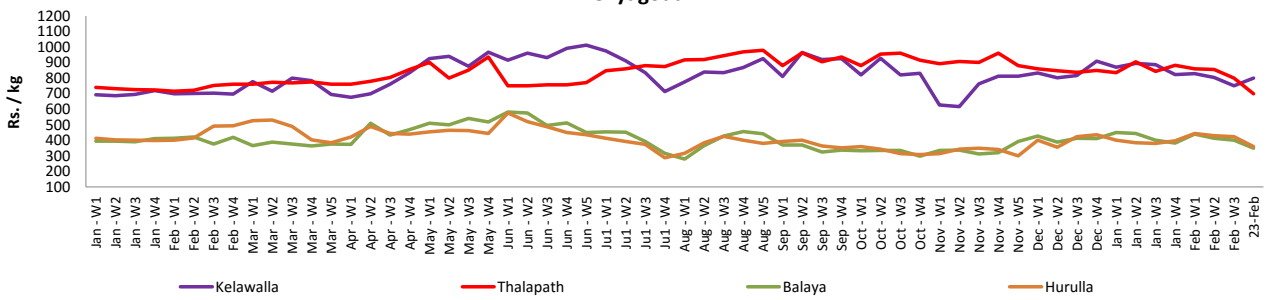
Fish

Item	Unit	Wholesale				Retail			
		Peliyagoda		Negombo		Peliyagoda		Negombo	
		Previous 5 Days Average	Today	Previous 5 Days Average	Today	Previous 5 Days Average	Today	Previous 5 Days Average	Today
Kelawalla	Rs./Kg	446.00	470.00	546.00	480.00	740.00	800.00	844.00	680.00
Thalapath	Rs./Kg	640.00	550.00	752.00	720.00	790.00	700.00	948.00	950.00
Balaya	Rs./Kg	282.00	250.00	282.00	200.00	382.00	350.00	474.00	350.00
Paraw	Rs./Kg	510.00	450.00	568.00	520.00	840.00	800.00	856.00	800.00
Salaya	Rs./Kg	120.00	120.00	112.00	100.00	160.00	160.00	190.00	150.00
Hurulla	Rs./Kg	296.00	260.00	284.00	220.00	396.00	360.00	380.00	320.00

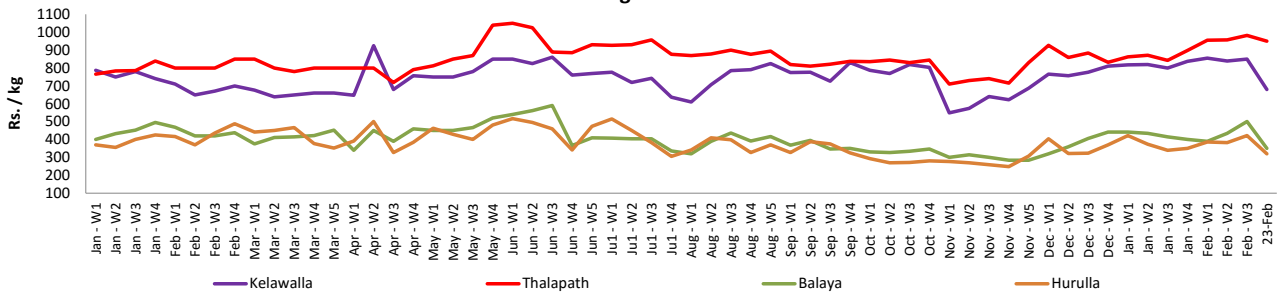
- Price increased by more than 5% compared to previous week average price.
- Price decreased by more than 5% compared to previous week average price.

Retail Prices

Peliyagoda



Negombo



Wholesale and Retail Prices of Selected Food Commodities - 2018/02/23

Fruits

Item	Unit	Wholesale		Retail	
		Pettah			
		Previous 5 Days Average	Today	Previous 5 Days Average	Today
Banana (Sour)	Rs./Kg	61.00	60.00	98.00	95.00
Papaw	Rs./Kg	40.00	40.00	60.00	60.00
Pineapple	Rs./Kg	132.00	120.00	172.00	150.00

- Price increased by more than 5% compared to previous week average price.
- Price decreased by more than 5% compared to previous week average price.

Retail - Pettah

