

Daily Price Report

A Summary of Price Developments - 21 February 2018



Vegetables

- Prices of most varieties of **vegetables** demonstrated **mixed movements** in both **Pettah** and **Dambulla** markets.



Rice

- Wholesale price of Nadu increased significantly in **Marandagahamula** market reportedly due to **low supply** of the variety.



Other

- Prices of **Potatoes (local)** **decreased in** both **Pettah** and **Dambulla** markets due to **favourable supply** from **Welimada** and **Jaffna** areas.



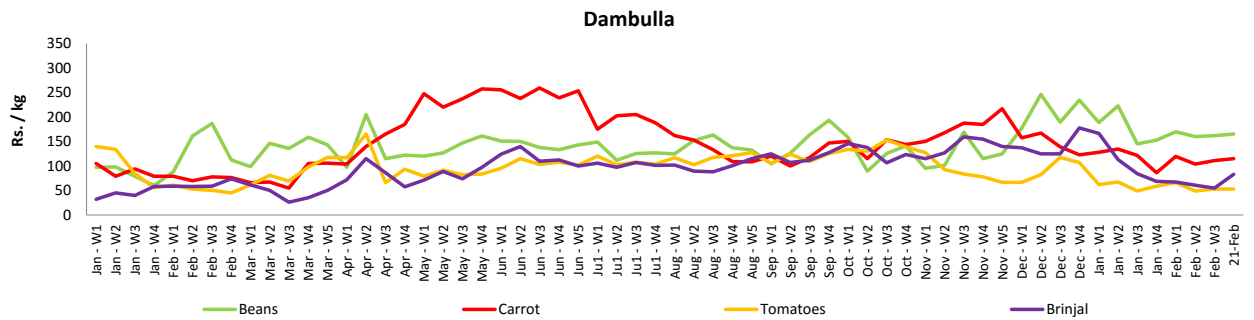
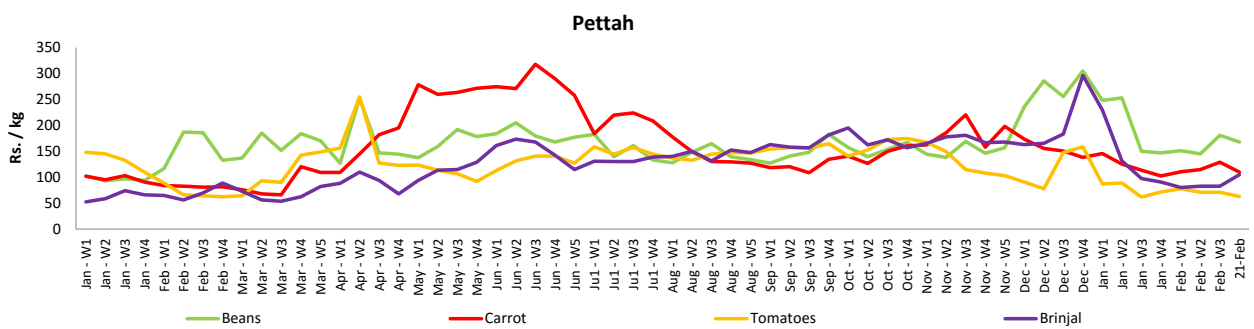
Wholesale and Retail Prices of Selected Food Commodities - 2018/02/21

Vegetables

Item	Unit	Wholesale				Retail			
		Pettah		Dambulla		Pettah		Dambulla	
		Previous 5 Days Average	Today	Previous 5 Days Average	Today	Previous 5 Days Average	Today	Previous 5 Days Average	Today
Beans	Rs./Kg	140.00	133.00	131.00	145.00	174.00	168.00	151.00	165.00
Carrot	Rs./Kg	81.00	78.00	95.00	95.00	117.00	110.00	115.00	115.00
Cabbage	Rs./Kg	38.00	40.00	28.00	18.00	74.00	70.00	48.00	38.00
Tomatoes	Rs./Kg	36.00	31.00	30.00	33.00	66.00	63.00	50.00	53.00
Brinjal	Rs./Kg	58.00	78.00	36.00	63.00	85.00	105.00	56.00	83.00
Pumpkin	Rs./Kg	57.00	60.00	56.00	58.00	82.00	83.00	76.00	78.00
Snake gourd	Rs./Kg	57.00	60.00	38.00	38.00	86.00	90.00	58.00	58.00

- Price increased by more than 5% compared to previous week average price.
- Price decreased by more than 5% compared to previous week average price.

Retail Prices



Wholesale and Retail Prices of Selected Food Commodities - 2018/02/21

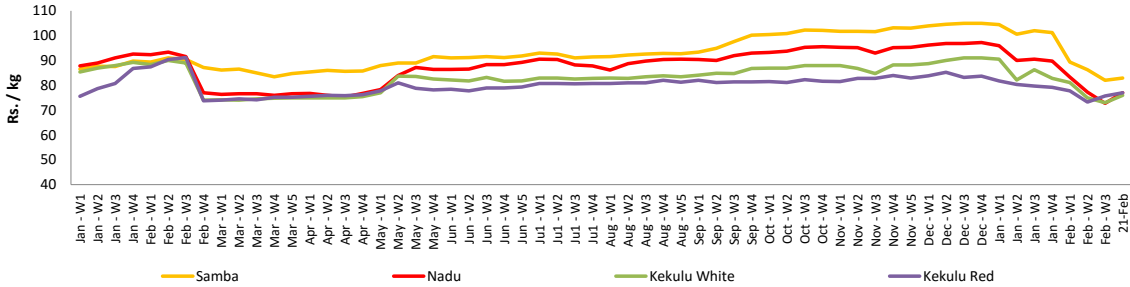
Rice

Item	Unit	Wholesale				Retail	
		Maradaghamula		Pettah		Pettah	
		Previous 5 Days Average	Today	Previous 5 Days Average	Today	Previous 5 Days Average	Today
Samba	Rs./Kg	81.00	83.00	97.00	92.00	103.00	100.00
Nadu	Rs./Kg	73.00	77.00	70.00	70.00	75.00	75.00
Kekulu White	Rs./Kg	74.00	76.00	73.00	73.00	79.00	80.00
Kekulu Red	Rs./Kg	77.00	77.00	72.00	71.00	78.00	78.00

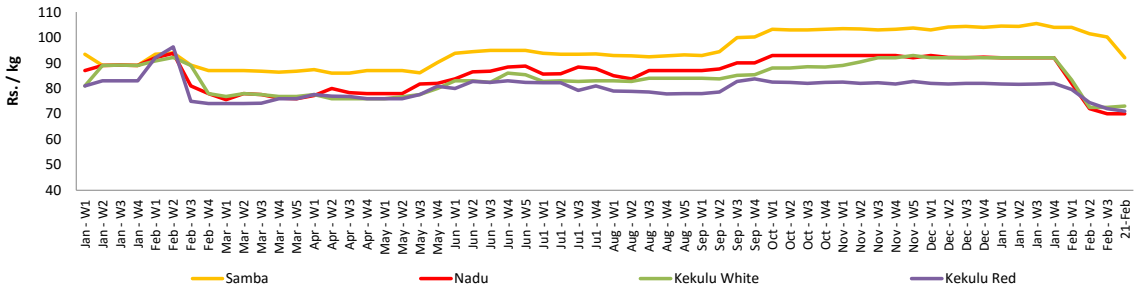
- Price increased by more than 5% compared to previous week average price.
- Price decreased by more than 5% compared to previous week average price.

Wholesale Prices

Maradaghamula

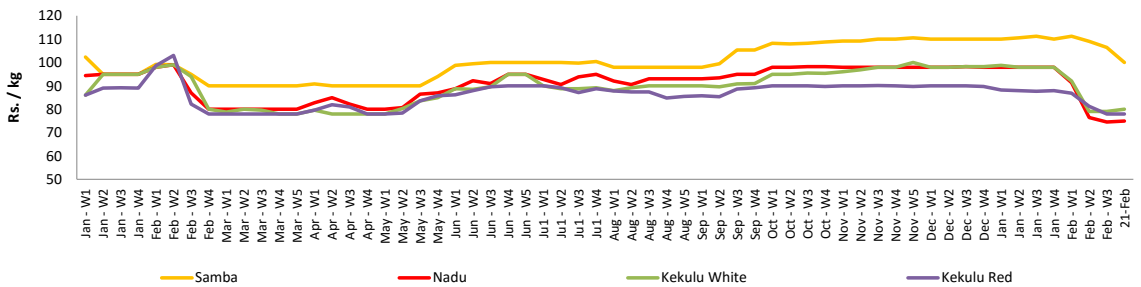


Pettah



Retail Prices

Pettah



Wholesale and Retail Prices of Selected Food Commodities - 2018/02/21

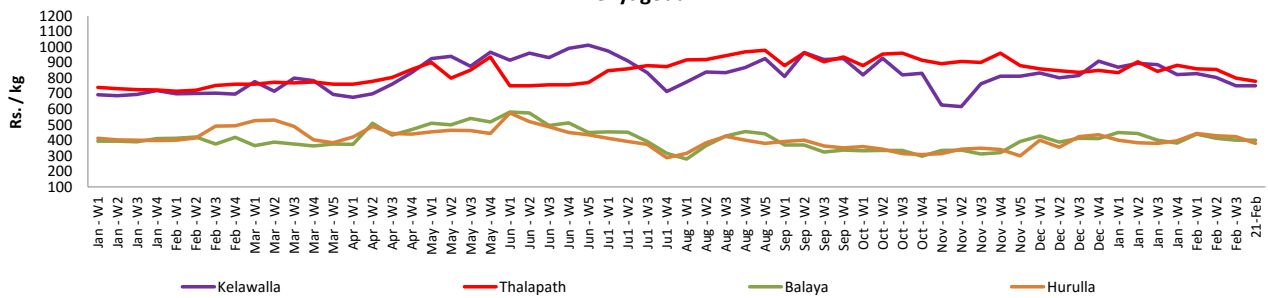
Fish

Item	Unit	Wholesale				Retail			
		Peliyagoda		Negombo		Peliyagoda		Negombo	
		Previous 5 Days Average	Today	Previous 5 Days Average	Today	Previous 5 Days Average	Today	Previous 5 Days Average	Today
Kelawalla	Rs./Kg	470.00	420.00	554.00	550.00	740.00	750.00	844.00	850.00
Thalapath	Rs./Kg	650.00	630.00	792.00	740.00	800.00	780.00	976.00	940.00
Balaya	Rs./Kg	296.00	300.00	302.00	270.00	396.00	400.00	486.00	470.00
Paraw	Rs./Kg	510.00	500.00	552.00	580.00	820.00	850.00	824.00	880.00
Salaya	Rs./Kg	124.00	120.00	120.00	100.00	164.00	160.00	206.00	180.00
Hurulla	Rs./Kg	322.00	270.00	318.00	260.00	418.00	380.00	416.00	350.00

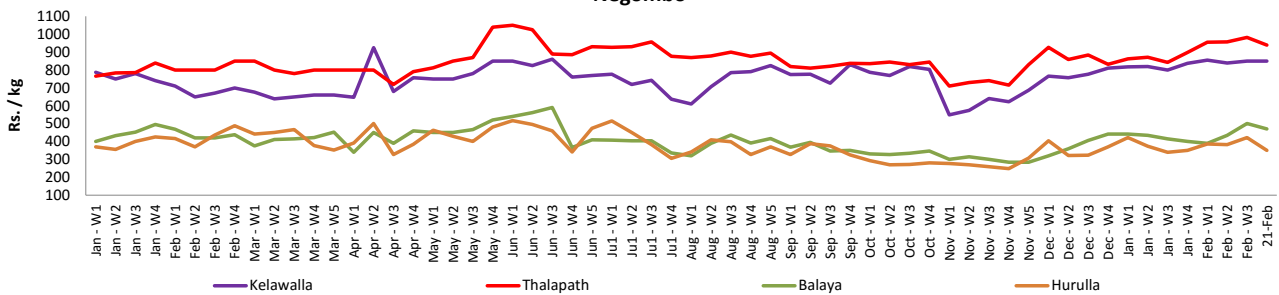
- Price increased by more than 5% compared to previous week average price.
- Price decreased by more than 5% compared to previous week average price.

Retail Prices

Peliyagoda



Negombo



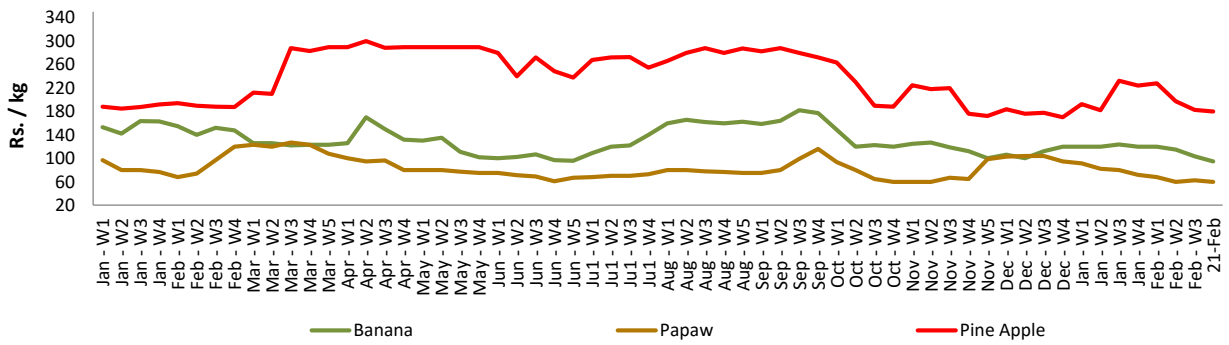
Wholesale and Retail Prices of Selected Food Commodities - 2018/02/21

Fruits

Item	Unit	Wholesale		Retail	
		Pettah			
		Previous 5 Days Average	Today	Previous 5 Days Average	Today
Banana (Sour)	Rs./Kg	65.00	60.00	104.00	95.00
Papaw	Rs./Kg	42.00	40.00	62.00	60.00
Pineapple	Rs./Kg	142.00	140.00	184.00	180.00

- Price increased by more than 5% compared to previous week average price.
- Price decreased by more than 5% compared to previous week average price.

Retail - Pettah



Wholesale and Retail Prices of Selected Food Commodities - 2018/02/21

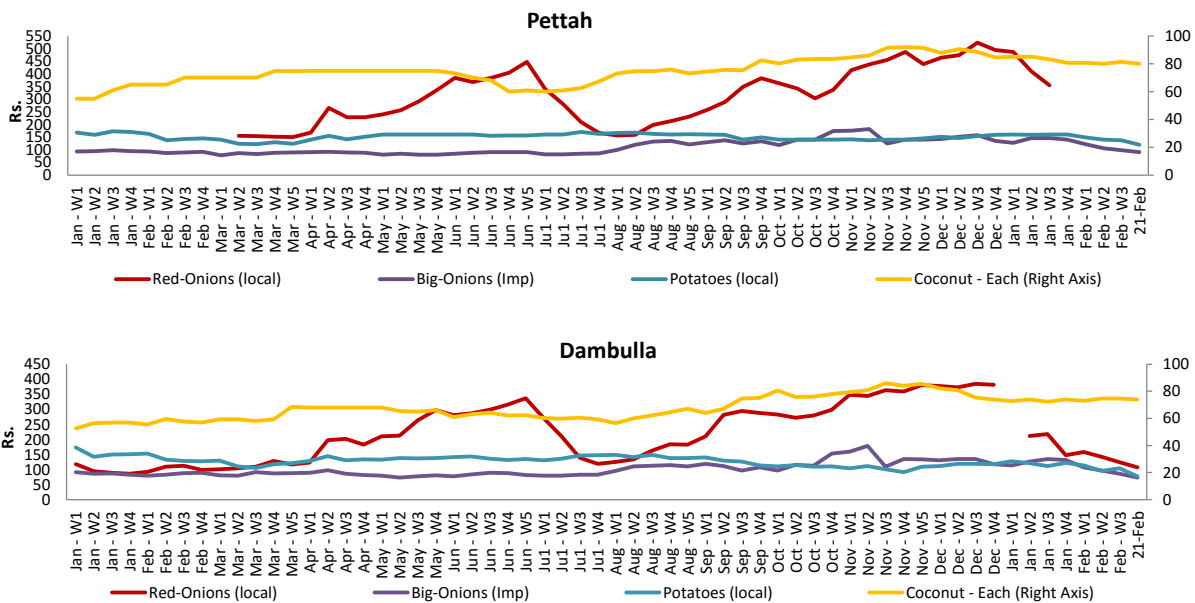
Other

Item	Unit	Wholesale				Retail			
		Pettah		Dambulla		Pettah		Dambulla	
		Previous 5 Days Average	Today	Previous 5 Days Average	Today	Previous 5 Days Average	Today	Previous 5 Days Average	Today
Red-Onions (local)	Rs./Kg	105.00	n.a.	108.00	95.00	200.00	n.a.	121.00	108.00
Red-Onions (Imp)	Rs./Kg	136.00	120.00	110.00	115.00	174.00	160.00	122.00	128.00
Big-Onions (local)	Rs./Kg	n.a.	n.a.	n.a.	n.a.	n.a.	n.a.	n.a.	n.a.
Big-Onions (Imp)	Rs./Kg	77.00	69.00	74.00	63.00	99.00	90.00	84.00	73.00
Potatoes (local)	Rs./Kg	93.00	80.00	86.00	65.00	130.00	120.00	98.00	78.00
Potatoes (Imp)	Rs./Kg	46.00	45.00			63.00	60.00		
Dried Chillies (Imp)	Rs./Kg	225.00	220.00	224.00	223.00	270.00	270.00	236.00	233.00
Coconut	Rs./Nut	76.00	75.00	70.00	69.00	82.00	80.00	75.00	74.00
Coconut oil	Rs./Ltr	360.00	360.00			384.00	380.00		
Dhal	Rs./Kg	106.00	110.00			122.00	125.00		
Sugar	Rs./Kg	100.00	100.00			110.00	110.00		
Eggs	Rs./Each	12.00	13.00			13.00	14.00		
Katta	Rs./Kg	820.00	820.00			850.00	850.00		
Sprats	Rs./Kg	500.00	500.00			550.00	550.00		

Price increased by more than 5% compared to previous week average price.

Price decreased by more than 5% compared to previous week average price.

Retail Prices



* Prices of food commodities may vary due to quality and markets among other factors.