

Daily Price Report

A Summary of Price Developments - 19 February 2018



Vegetables

- Prices of most varieties of **up country vegetables** demonstrated **mixed movements** in both **Pettah** and **Dambulla** markets.
- However, **low country vegetable** prices **increased** in both markets reportedly due to **low supply**.



Rice

- Wholesale and retail prices of **Samba** decreased significantly in **Pettah** market while **Marandagahamula** market also followed the same trend but with a **marginal decline**.



Fish

- Prices of most varieties of **fish decreased** in both **Peliyagoda** and **Negombo** markets **marginally**.



Other

- Prices of **Red Onions** and **Big Onions (Imported)** **decreased** in both **Pettah** and **Dambulla** markets due to **availability of several varieties**.



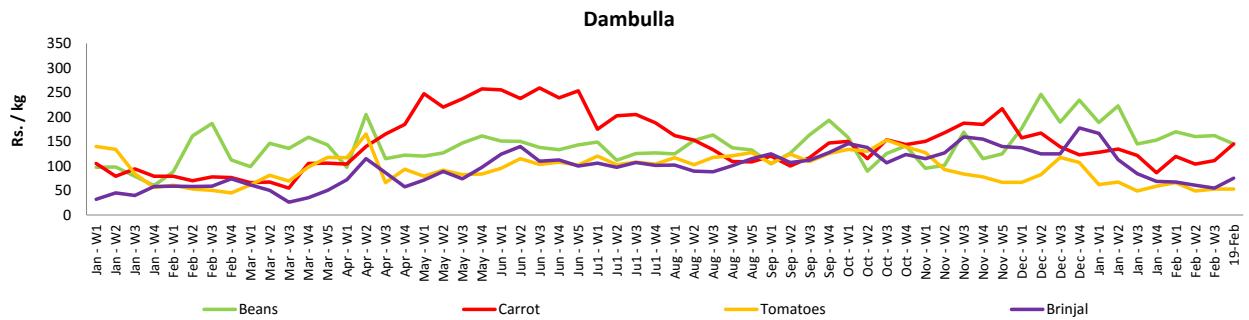
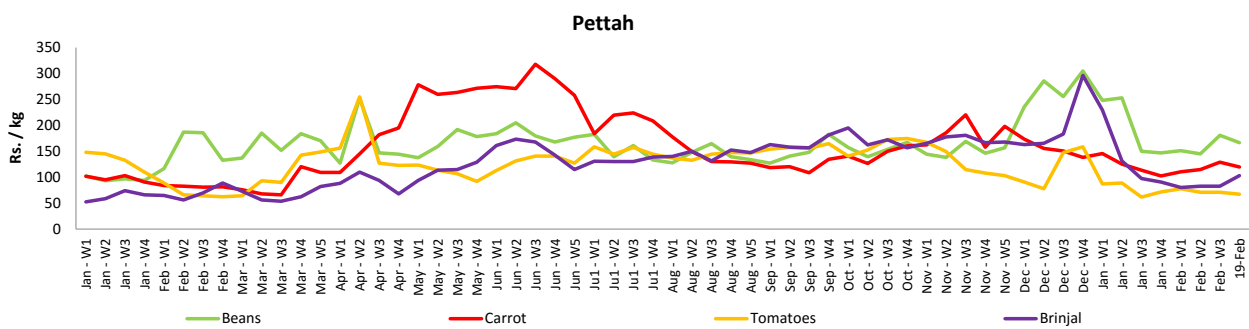
Wholesale and Retail Prices of Selected Food Commodities - 2018/02/19

Vegetables

Item	Unit	Wholesale				Retail			
		Pettah		Dambulla		Pettah		Dambulla	
		Previous 5 Days Average	Today	Previous 5 Days Average	Today	Previous 5 Days Average	Today	Previous 5 Days Average	Today
Beans	Rs./Kg	141.00	133.00	136.00	125.00	173.00	167.00	157.00	145.00
Carrot	Rs./Kg	88.00	87.00	87.00	125.00	125.00	120.00	107.00	145.00
Cabbage	Rs./Kg	39.00	40.00	31.00	28.00	75.00	73.00	51.00	48.00
Tomatoes	Rs./Kg	38.00	40.00	30.00	33.00	69.00	67.00	50.00	53.00
Brinjal	Rs./Kg	51.00	73.00	32.00	55.00	82.00	103.00	52.00	75.00
Pumpkin	Rs./Kg	52.00	50.00	54.00	68.00	77.00	77.00	74.00	88.00
Snake gourd	Rs./Kg	57.00	60.00	40.00	38.00	86.00	87.00	60.00	58.00

- Price increased by more than 5% compared to previous week average price.
- Price decreased by more than 5% compared to previous week average price.

Retail Prices



Wholesale and Retail Prices of Selected Food Commodities - 2018/02/19

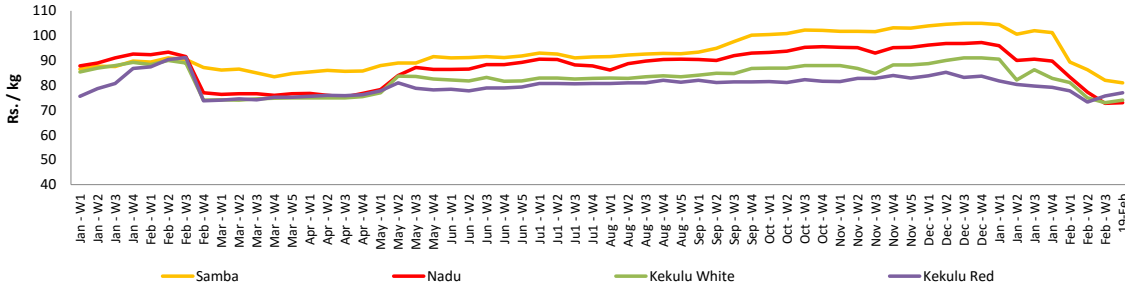
Rice

Item	Unit	Wholesale				Retail	
		Maradaghamula		Pettah		Pettah	
		Previous 5 Days Average	Today	Previous 5 Days Average	Today	Previous 5 Days Average	Today
Samba	Rs./Kg	83.00	81.00	101.00	92.00	107.00	100.00
Nadu	Rs./Kg	73.00	73.00	70.00	70.00	75.00	75.00
Kekulu White	Rs./Kg	73.00	74.00	73.00	73.00	79.00	80.00
Kekulu Red	Rs./Kg	75.00	77.00	72.00	71.00	78.00	78.00

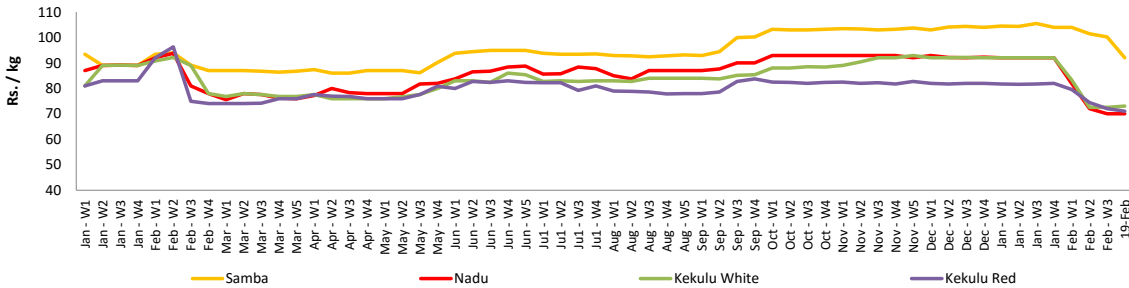
- Price increased by more than 5% compared to previous week average price.
- Price decreased by more than 5% compared to previous week average price.

Wholesale Prices

Maradaghamula

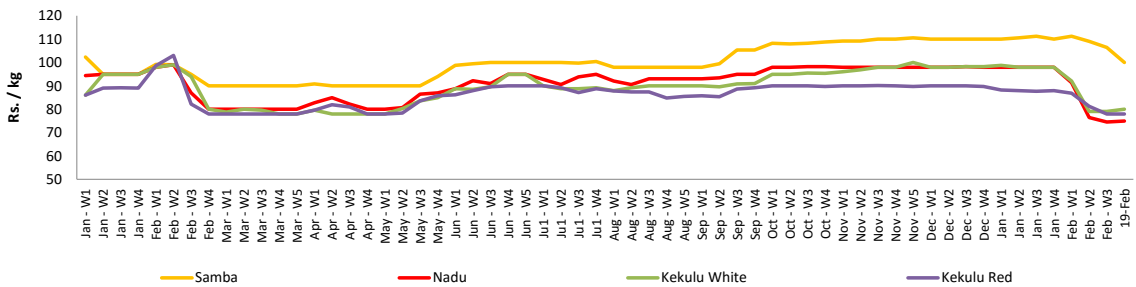


Pettah



Retail Prices

Pettah



Wholesale and Retail Prices of Selected Food Commodities - 2018/02/19

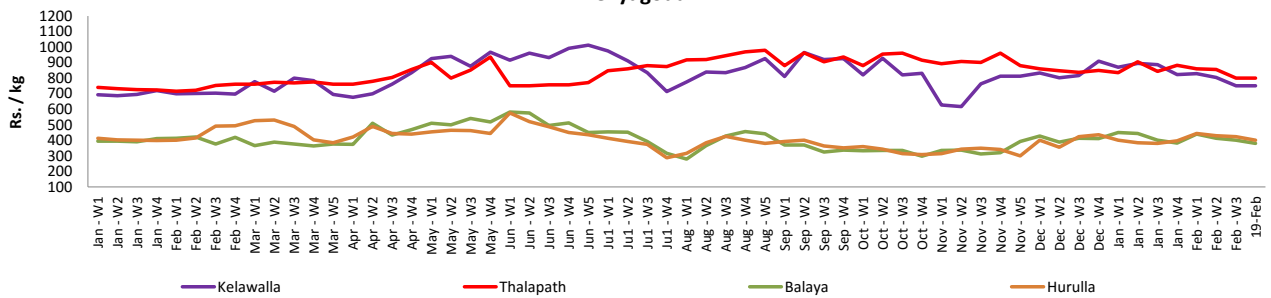
Fish

Item	Unit	Wholesale				Retail			
		Peliyagoda		Negombo		Peliyagoda		Negombo	
		Previous 5 Days Average	Today	Previous 5 Days Average	Today	Previous 5 Days Average	Today	Previous 5 Days Average	Today
Kelawalla	Rs./Kg	486.00	480.00	572.00	520.00	760.00	750.00	850.00	820.00
Thalapath	Rs./Kg	657.00	650.00	804.00	760.00	817.00	800.00	976.00	960.00
Balaya	Rs./Kg	296.00	280.00	320.00	280.00	396.00	380.00	500.00	460.00
Paraw	Rs./Kg	496.00	500.00	546.00	550.00	816.00	800.00	814.00	820.00
Salaya	Rs./Kg	124.00	120.00	110.00	120.00	164.00	160.00	200.00	200.00
Hurulla	Rs./Kg	314.00	300.00	310.00	320.00	410.00	400.00	414.00	420.00

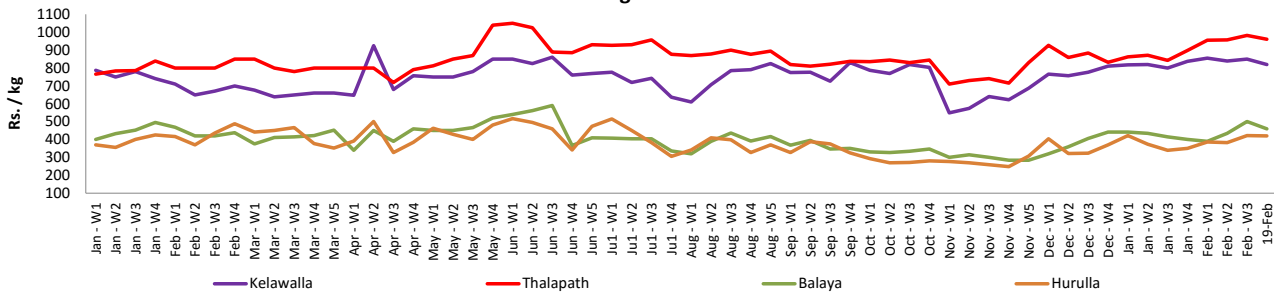
- Price increased by more than 5% compared to previous week average price.
- Price decreased by more than 5% compared to previous week average price.

Retail Prices

Peliyagoda



Negombo



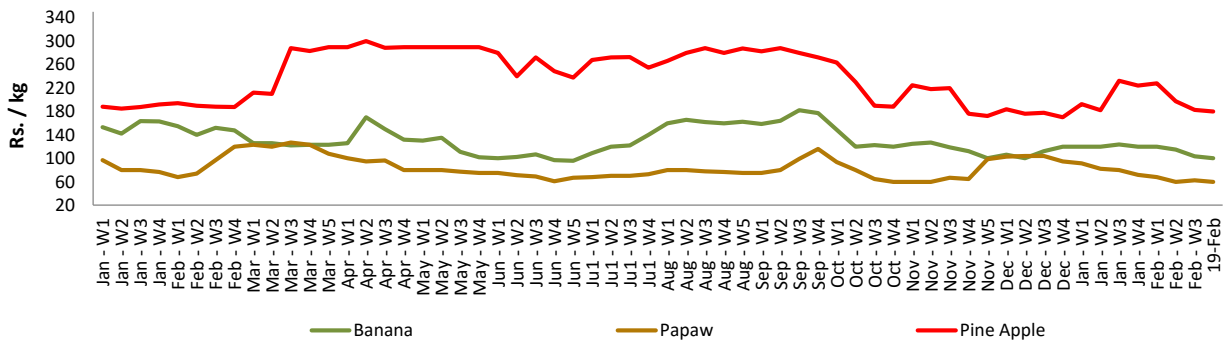
Wholesale and Retail Prices of Selected Food Commodities - 2018/02/19

Fruits

Item	Unit	Wholesale		Retail	
		Pettah			
		Previous 5 Days Average	Today	Previous 5 Days Average	Today
Banana (Sour)	Rs./Kg	68.00	60.00	103.00	100.00
Papaw	Rs./Kg	42.00	40.00	62.00	60.00
Pineapple	Rs./Kg	138.00	140.00	184.00	180.00

- Price increased by more than 5% compared to previous week average price.
- Price decreased by more than 5% compared to previous week average price.

Retail - Pettah



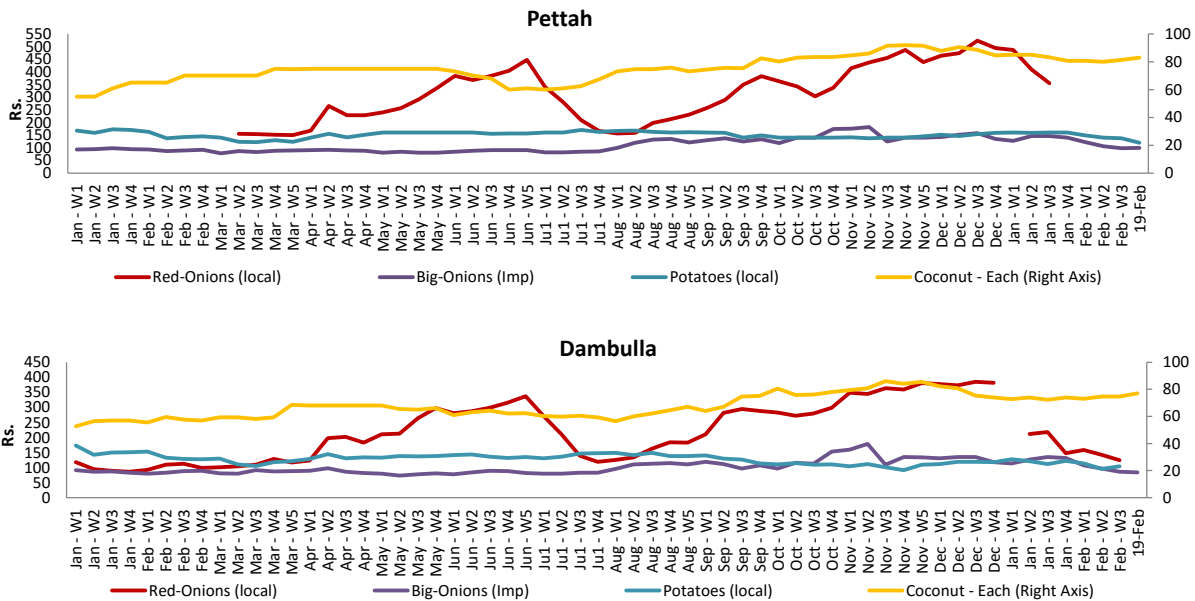
Wholesale and Retail Prices of Selected Food Commodities - 2018/02/19

Other

Item	Unit	Wholesale				Retail			
		Pettah		Dambulla		Pettah		Dambulla	
		Previous 5 Days Average	Today	Previous 5 Days Average	Today	Previous 5 Days Average	Today	Previous 5 Days Average	Today
Red-Onions (local)	Rs./Kg	105.00	n.a.	113.00	n.a.	200.00	n.a.	126.00	n.a.
Red-Onions (Imp)	Rs./Kg	156.00	120.00	127.00	93.00	194.00	160.00	139.00	103.00
Big-Onions (local)	Rs./Kg	n.a.	n.a.	n.a.	n.a.	n.a.	n.a.	n.a.	n.a.
Big-Onions (Imp)	Rs./Kg	80.00	75.00	80.00	74.00	100.00	100.00	90.00	84.00
Potatoes (local)	Rs./Kg	105.00	80.00	90.00	n.a.	138.00	120.00	102.00	n.a.
Potatoes (Imp)	Rs./Kg	45.00	45.00			63.00	60.00		
Dried Chillies (Imp)	Rs./Kg	225.00	220.00	219.00	233.00	270.00	270.00	231.00	243.00
Coconut	Rs./Nut	76.00	75.00	69.00	71.00	81.00	83.00	75.00	77.00
Coconut oil	Rs./Ltr	360.00	360.00			384.00	380.00		
Dhal	Rs./Kg	106.00	110.00			123.00	125.00		
Sugar	Rs./Kg	100.00	100.00			110.00	110.00		
Eggs	Rs./Each	12.00	12.00			13.00	13.00		
Katta	Rs./Kg	820.00	820.00			850.00	850.00		
Sprats	Rs./Kg	500.00	500.00			550.00	550.00		

- Price increased by more than 5% compared to previous week average price.
- Price decreased by more than 5% compared to previous week average price.

Retail Prices



* Prices of food commodities may vary due to quality and markets among other factors.