

Daily Price Report

A Summary of Price Developments - 16 February 2018



Vegetables

- Prices of most varieties of **vegetables** continued its **decreasing trend** in both **Pettah** and **Damdulla** markets although some level volatility was observed during the week.



Rice

- Wholesale and retail prices of **rice** demonstrated some **stability** in both **Pettah** and **Marandagahamula** markets after continuous decline observed since the beginning of February.



Other

- Prices of **Red Onions** and **Big Onions (Imported)** **decreased** in both **Pettah** and **Dambulla** markets due to **availability of several varieties**.



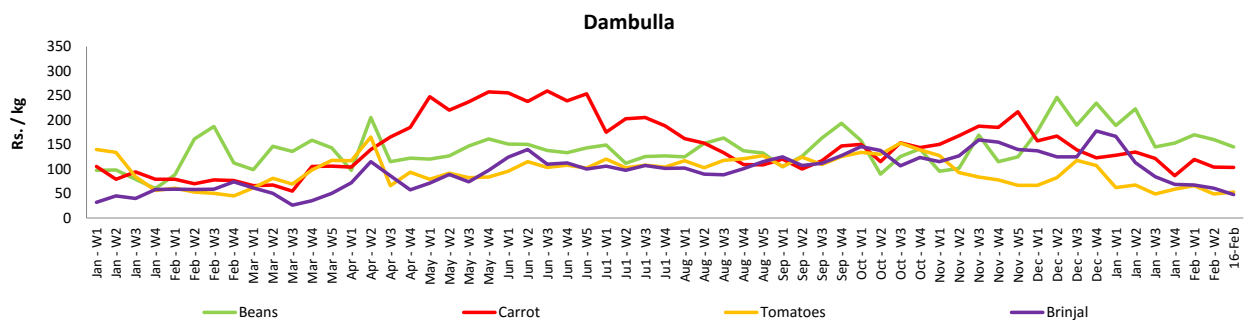
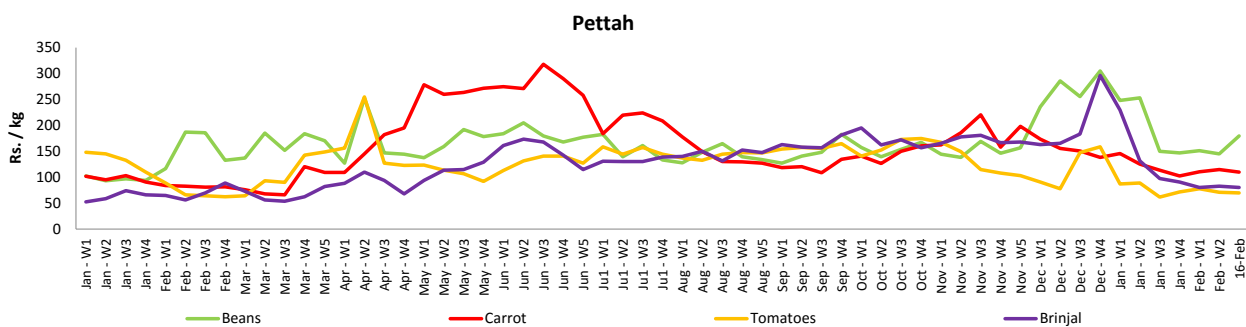
Wholesale and Retail Prices of Selected Food Commodities - 2018/02/16

Vegetables

Item	Unit	Wholesale				Retail			
		Pettah		Dambulla		Pettah		Dambulla	
		Previous 5 Days Average	Today	Previous 5 Days Average	Today	Previous 5 Days Average	Today	Previous 5 Days Average	Today
Beans	Rs./Kg	134.00	148.00	136.00	125.00	165.00	180.00	157.00	145.00
Carrot	Rs./Kg	95.00	74.00	85.00	83.00	131.00	110.00	105.00	103.00
Cabbage	Rs./Kg	41.00	30.00	31.00	28.00	74.00	74.00	51.00	48.00
Tomatoes	Rs./Kg	41.00	30.00	30.00	33.00	71.00	70.00	50.00	53.00
Brinjal	Rs./Kg	51.00	47.00	36.00	28.00	80.00	80.00	56.00	48.00
Pumpkin	Rs./Kg	50.00	54.00	52.00	53.00	75.00	80.00	72.00	73.00
Snake gourd	Rs./Kg	58.00	50.00	41.00	33.00	85.00	93.00	61.00	53.00

- Price increased by more than 5% compared to previous week average price.
- Price decreased by more than 5% compared to previous week average price.

Retail Prices



Wholesale and Retail Prices of Selected Food Commodities - 2018/02/15

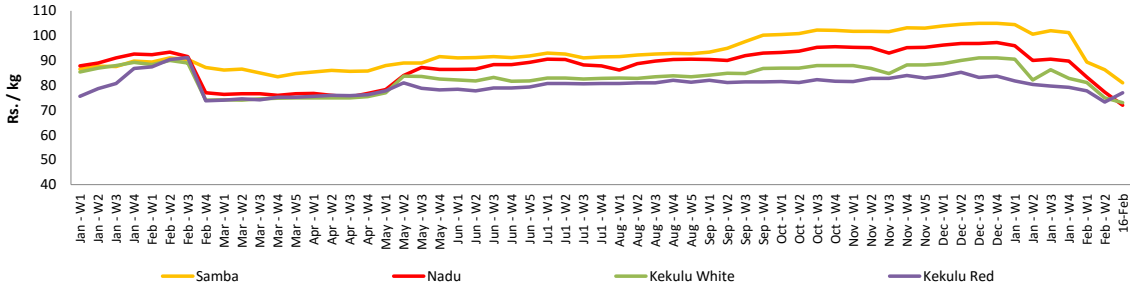
Rice

Item	Unit	Wholesale				Retail	
		Maradaghamula		Pettah		Pettah	
		Previous 5 Days Average	Today	Previous 5 Days Average	Today	Previous 5 Days Average	Today
Samba	Rs./Kg	84.00	81.00	100.00	103.00	107.00	110.00
Nadu	Rs./Kg	74.00	72.00	70.00	70.00	75.00	75.00
Kekulu White	Rs./Kg	74.00	73.00	73.00	73.00	79.00	80.00
Kekulu Red	Rs./Kg	75.00	77.00	72.00	71.00	78.00	78.00

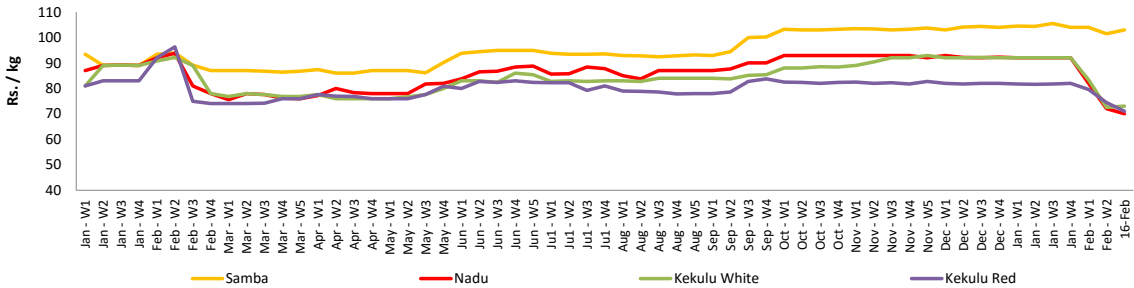
- Price increased by more than 5% compared to previous week average price.
- Price decreased by more than 5% compared to previous week average price.

Wholesale Prices

Maradaghamula

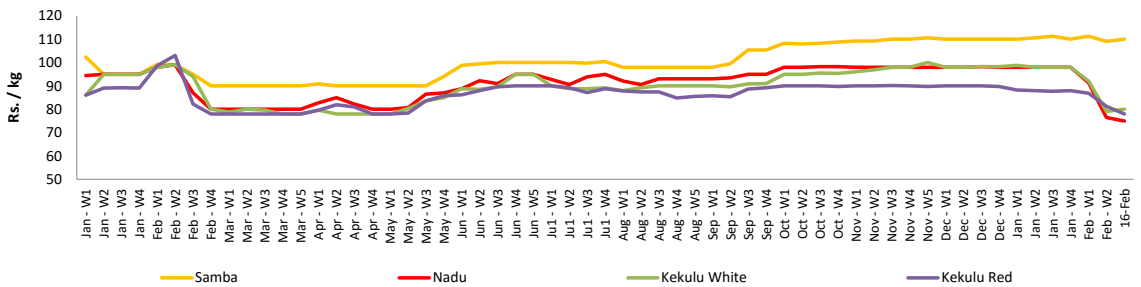


Pettah



Retail Prices

Pettah



Wholesale and Retail Prices of Selected Food Commodities - 2018/02/16

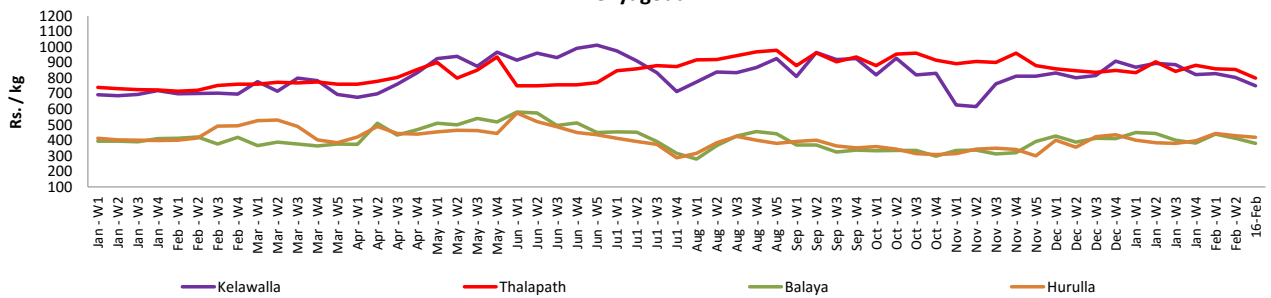
Fish

Item	Unit	Wholesale				Retail			
		Peliyagoda		Negombo		Peliyagoda		Negombo	
		Previous 5 Days Average	Today	Previous 5 Days Average	Today	Previous 5 Days Average	Today	Previous 5 Days Average	Today
Kelawalla	Rs./Kg	494.00	480.00	560.00	560.00	770.00	750.00	840.00	850.00
Thalapath	Rs./Kg	660.00	650.00	794.00	820.00	825.00	800.00	974.00	980.00
Balaya	Rs./Kg	304.00	280.00	300.00	320.00	404.00	380.00	484.00	500.00
Paraw	Rs./Kg	508.00	500.00	542.00	550.00	836.00	800.00	810.00	820.00
Salaya	Rs./Kg	124.00	120.00	114.00	100.00	164.00	160.00	208.00	180.00
Hurulla	Rs./Kg	318.00	330.00	296.00	330.00	416.00	420.00	394.00	450.00

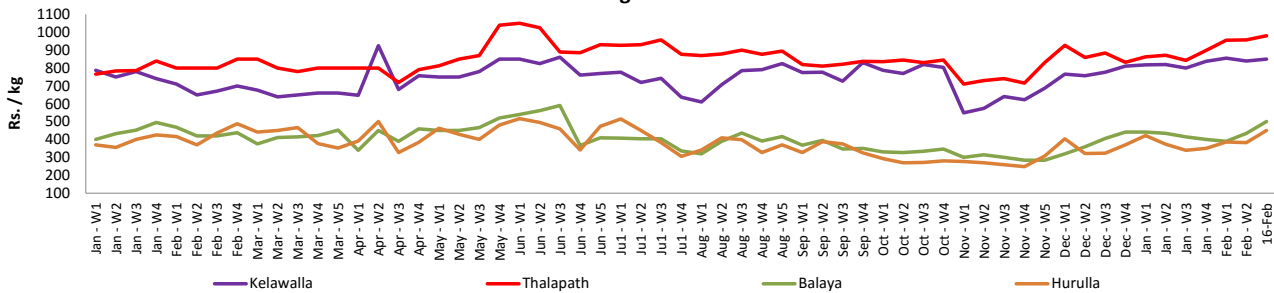
- Price increased by more than 5% compared to previous week average price.
- Price decreased by more than 5% compared to previous week average price.

Retail Prices

Peliyagoda



Negombo



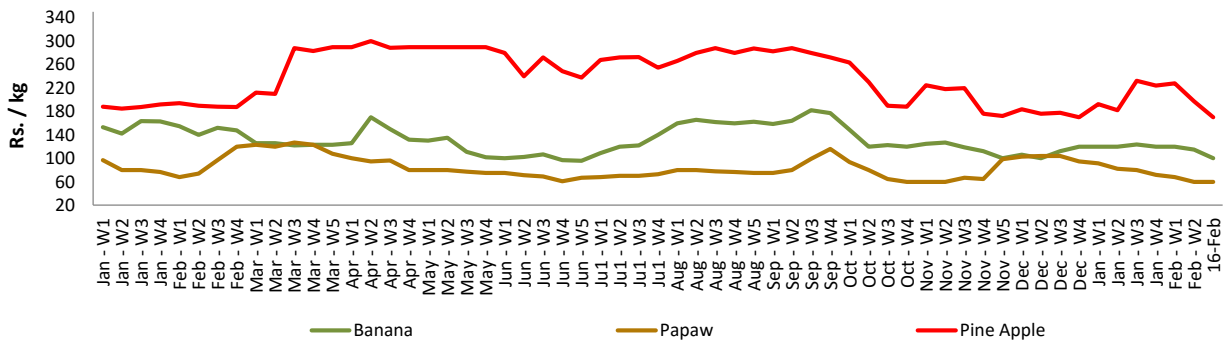
Wholesale and Retail Prices of Selected Food Commodities - 2018/02/16

Fruits

Item	Unit	Wholesale		Retail	
		Pettah			
		Previous 5 Days Average	Today	Previous 5 Days Average	Today
Banana (Sour)	Rs./Kg	70.00	65.00	107.00	100.00
Papaw	Rs./Kg	42.00	40.00	62.00	60.00
Pineapple	Rs./Kg	146.00	120.00	190.00	170.00

- Price increased by more than 5% compared to previous week average price.
- Price decreased by more than 5% compared to previous week average price.

Retail - Pettah



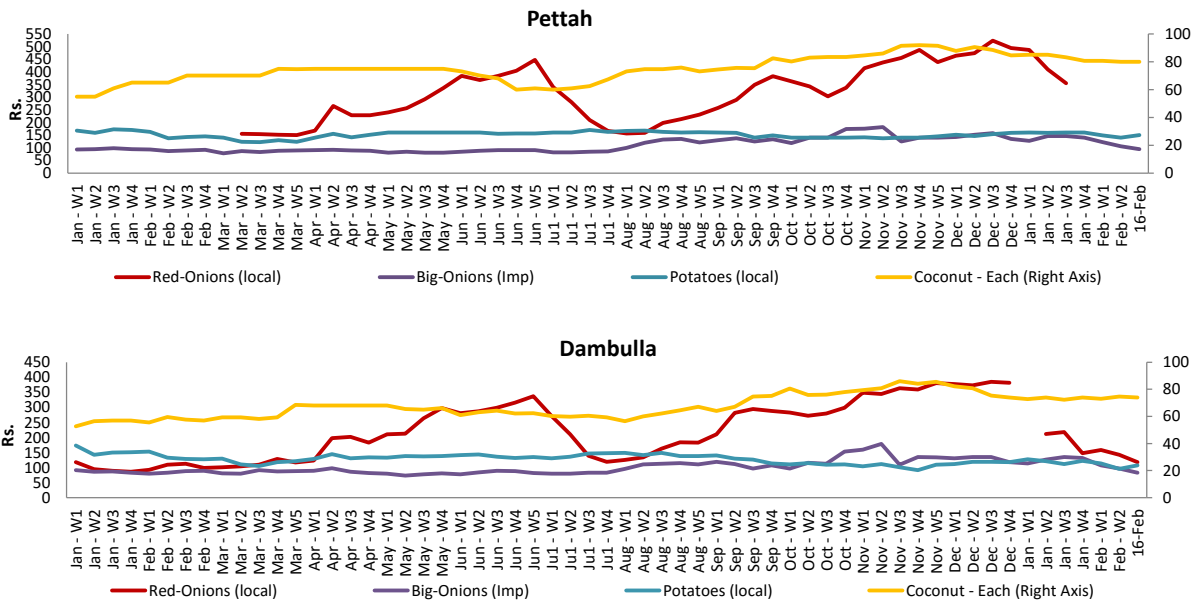
Wholesale and Retail Prices of Selected Food Commodities - 2018/02/16

Other

Item	Unit	Wholesale				Retail			
		Pettah		Dambulla		Pettah		Dambulla	
		Previous 5 Days Average	Today	Previous 5 Days Average	Today	Previous 5 Days Average	Today	Previous 5 Days Average	Today
Red-Onions (local)	Rs./Kg	n.a.	105.00	122.00	105.00	n.a.	200.00	133.00	118.00
Red-Onions (Imp)	Rs./Kg	172.00	120.00	134.00	115.00	210.00	160.00	146.00	128.00
Big-Onions (local)	Rs./Kg	n.a.	n.a.	n.a.	n.a.	n.a.	n.a.	n.a.	n.a.
Big-Onions (Imp)	Rs./Kg	83.00	77.00	82.00	73.00	104.00	95.00	93.00	83.00
Potatoes (local)	Rs./Kg	106.00	107.00	87.00	95.00	136.00	150.00	98.00	108.00
Potatoes (Imp)	Rs./Kg	45.00	45.00			63.00	60.00		
Dried Chillies (Imp)	Rs./Kg	224.00	225.00	219.00	225.00	270.00	270.00	231.00	238.00
Coconut	Rs./Nut	76.00	76.00	69.00	68.00	81.00	80.00	75.00	74.00
Coconut oil	Rs./Ltr	360.00	360.00			384.00	380.00		
Dhal	Rs./Kg	107.00	108.00			125.00	122.00		
Sugar	Rs./Kg	100.00	100.00			110.00	110.00		
Eggs	Rs./Each	12.00	12.00			13.00	13.00		
Katta	Rs./Kg	820.00	820.00			850.00	850.00		
Sprats	Rs./Kg	500.00	500.00			550.00	550.00		

- Price increased by more than 5% compared to previous week average price.
- Price decreased by more than 5% compared to previous week average price.

Retail Prices



* Prices of food commodities may vary due to quality and markets among other factors.