

Daily Price Report

A Summary of Price Developments - 15 February 2018



Vegetables

- Prices of most varieties of **vegetables** demonstrated **mixed movements** in both **Pettah** and **Dambulla** markets.



Rice

- Wholesale and retail prices of **rice** continued its **decreasing trend** in both **Pettah** and **Marandagahamula** markets.



Fish

- Prices of most varieties of **fish** **increased** in both **Negombo** and **Peliyagoda** markets reportedly due to **low harvest**.



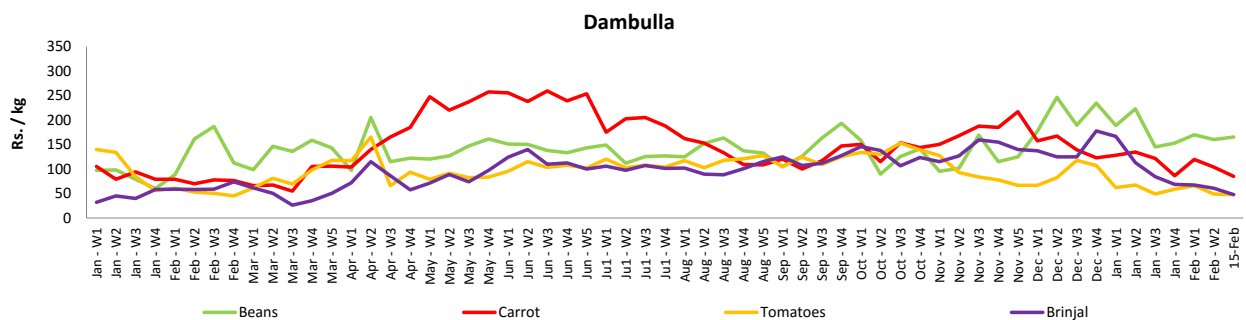
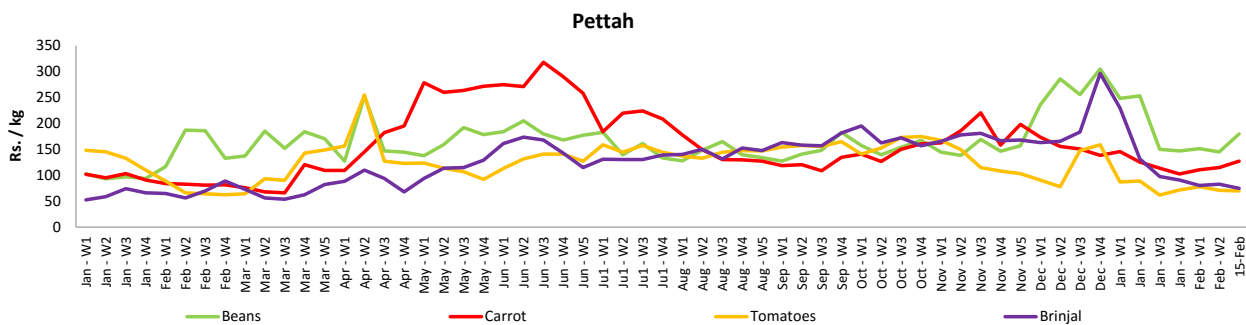
Wholesale and Retail Prices of Selected Food Commodities - 2018/02/15

Vegetables

Item	Unit	Wholesale				Retail			
		Pettah		Dambulla		Pettah		Dambulla	
		Previous 5 Days Average	Today	Previous 5 Days Average	Today	Previous 5 Days Average	Today	Previous 5 Days Average	Today
Beans	Rs./Kg	129.00	155.00	142.00	145.00	159.00	180.00	163.00	165.00
Carrot	Rs./Kg	93.00	83.00	91.00	65.00	126.00	127.00	111.00	85.00
Cabbage	Rs./Kg	40.00	40.00	32.00	28.00	75.00	65.00	52.00	48.00
Tomatoes	Rs./Kg	43.00	40.00	31.00	28.00	72.00	70.00	51.00	48.00
Brinjal	Rs./Kg	52.00	53.00	39.00	28.00	84.00	75.00	59.00	48.00
Pumpkin	Rs./Kg	45.00	63.00	51.00	53.00	71.00	85.00	71.00	73.00
Snake gourd	Rs./Kg	57.00	65.00	39.00	43.00	86.00	85.00	59.00	63.00

- Price increased by more than 5% compared to previous week average price.
- Price decreased by more than 5% compared to previous week average price.

Retail Prices



Wholesale and Retail Prices of Selected Food Commodities - 2018/02/15

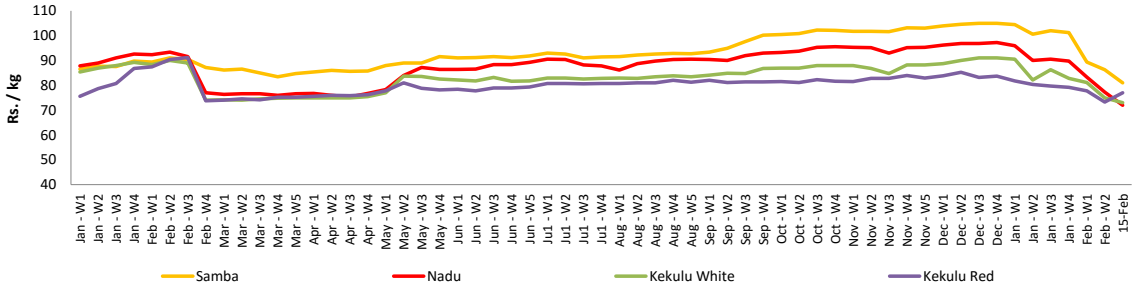
Rice

Item	Unit	Wholesale				Retail	
		Maradaghamula		Pettah		Pettah	
		Previous 5 Days Average	Today	Previous 5 Days Average	Today	Previous 5 Days Average	Today
Samba	Rs./Kg	85.00	81.00	101.00	98.00	108.00	103.00
Nadu	Rs./Kg	76.00	72.00	71.00	70.00	75.00	74.00
Kekulu White	Rs./Kg	74.00	73.00	73.00	72.00	79.00	78.00
Kekulu Red	Rs./Kg	74.00	77.00	73.00	73.00	79.00	78.00

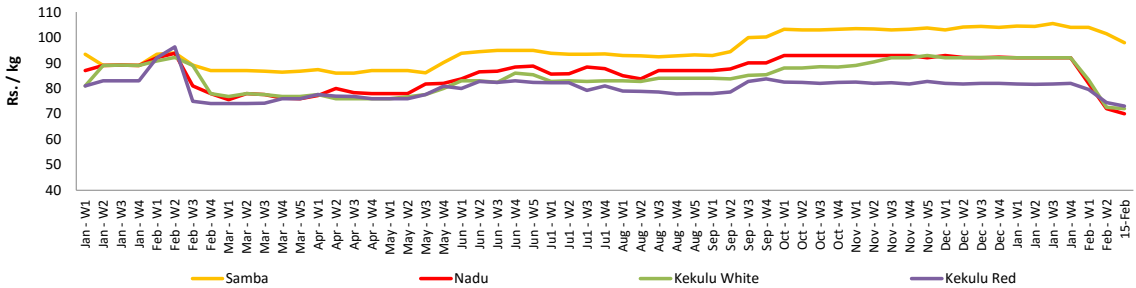
- Price increased by more than 5% compared to previous week average price.
- Price decreased by more than 5% compared to previous week average price.

Wholesale Prices

Marandaghamula

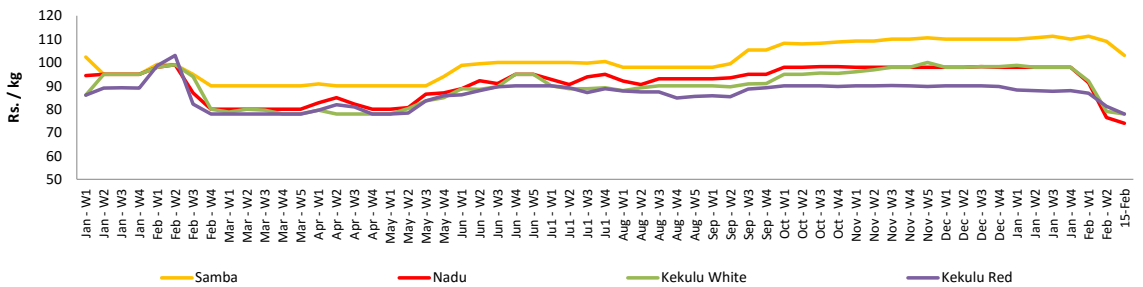


Pettah



Retail Prices

Pettah



Wholesale and Retail Prices of Selected Food Commodities - 2018/02/15

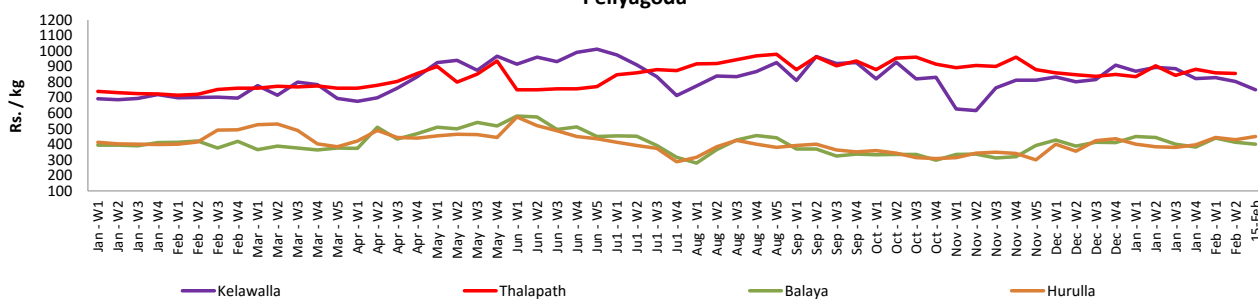
Fish

Item	Unit	Wholesale				Retail			
		Peliyagoda		Negombo		Peliyagoda		Negombo	
		Previous 5 Days Average	Today	Previous 5 Days Average	Today	Previous 5 Days Average	Today	Previous 5 Days Average	Today
Kelawalla	Rs./Kg	502.00	480.00	554.00	560.00	780.00	750.00	836.00	850.00
Thalapath	Rs./Kg	660.00	n.a.	776.00	820.00	825.00	n.a.	960.00	1000.00
Balaya	Rs./Kg	314.00	300.00	280.00	320.00	414.00	400.00	468.00	500.00
Paraw	Rs./Kg	524.00	500.00	538.00	550.00	860.00	800.00	810.00	800.00
Salaya	Rs./Kg	126.00	140.00	110.00	120.00	168.00	180.00	208.00	200.00
Hurulla	Rs./Kg	318.00	350.00	292.00	320.00	416.00	450.00	386.00	420.00

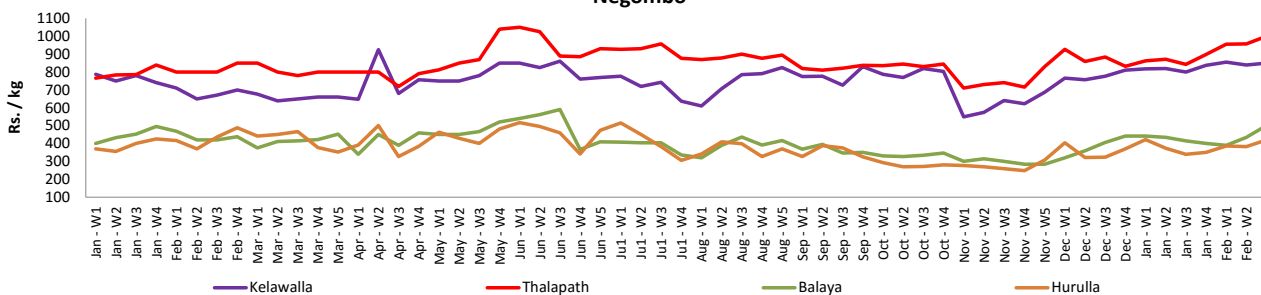
- Price increased by more than 5% compared to previous week average price.
- Price decreased by more than 5% compared to previous week average price.

Retail Prices

Peliyagoda



Negombo



Wholesale and Retail Prices of Selected Food Commodities - 2018/02/15

Fruits

Item	Unit	Wholesale		Retail	
		Pettah			
		Previous 5 Days Average	Today	Previous 5 Days Average	Today
Banana (Sour)	Rs./Kg	69.00	80.00	107.00	120.00
Papaw	Rs./Kg	40.00	50.00	60.00	70.00
Pineapple	Rs./Kg	144.00	170.00	190.00	200.00

- Price increased by more than 5% compared to previous week average price.
- Price decreased by more than 5% compared to previous week average price.

Retail - Pettah

