

Daily Price Report

A Summary of Price Developments - 09 February 2018



Vegetables

- Prices of most varieties of **vegetables** continued its **decreasing trend** in both **Pettah** and **Dambulla** markets due to **favourable supply developments**.



Rice

- **Wholesale** prices and **retail** prices of **most varieties of rice** **decreased** in both **Marandaghamula** and **Pettah** markets as **new stocks are being received**.



Fish

- Prices of most varieties of **fish** **decreased** in **Peliyagoda** market due to **below average demand** while prices in **Negombo** demonstrated **mixed movements**.



Fruits

- Prices of **Pineapple** and **Banana (sour)** indicated a **declining** trend in **Pettah** market due to **favourable supply**.



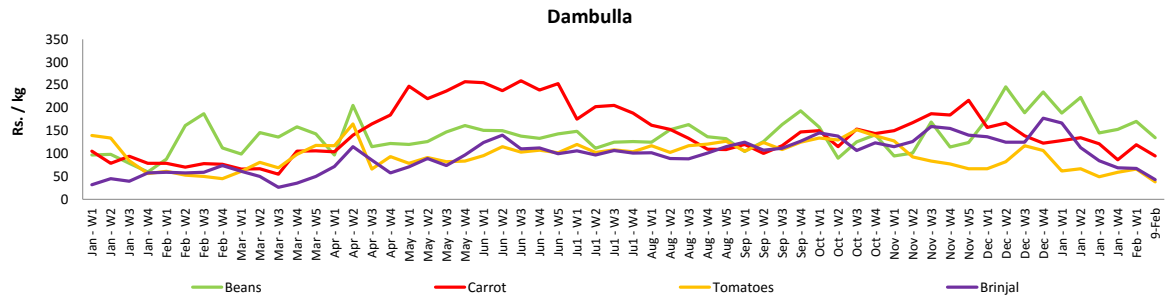
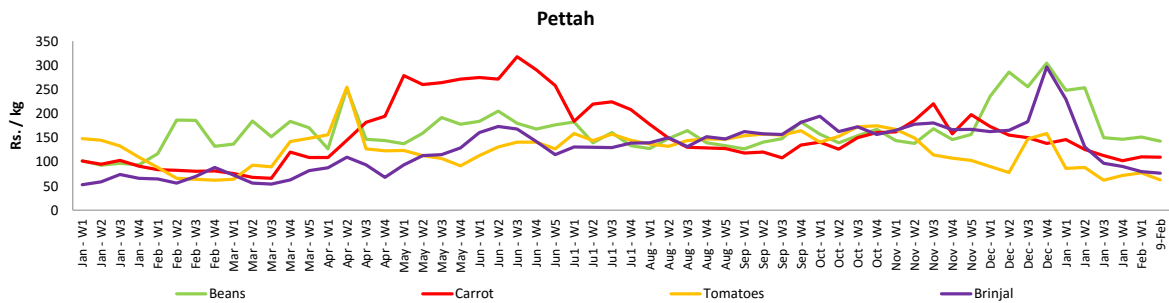
Wholesale and Retail Prices of Selected Food Commodities - 2018/02/09

Vegetables

| Item | Unit | Wholesale | | | | Retail | | | |
|-------------|--------|-------------------------|--------|-------------------------|--------|-------------------------|--------|-------------------------|--------|
| | | Pettah | | Dambulla | | Pettah | | Dambulla | |
| | | Previous 5 Days Average | Today | Previous 5 Days Average | Today | Previous 5 Days Average | Today | Previous 5 Days Average | Today |
| Beans | Rs./Kg | 116.00 | 113.00 | 149.00 | 115.00 | 146.00 | 143.00 | 169.00 | 135.00 |
| Carrot | Rs./Kg | 82.00 | 75.00 | 97.00 | 75.00 | 115.00 | 110.00 | 117.00 | 95.00 |
| Cabbage | Rs./Kg | 36.00 | 30.00 | 33.00 | 18.00 | 69.00 | 60.00 | 53.00 | 38.00 |
| Tomatoes | Rs./Kg | 46.00 | 33.00 | 37.00 | 18.00 | 75.00 | 63.00 | 57.00 | 38.00 |
| Brinjal | Rs./Kg | 52.00 | 47.00 | 47.00 | 23.00 | 81.00 | 77.00 | 67.00 | 43.00 |
| Pumpkin | Rs./Kg | 43.00 | 40.00 | 44.00 | 58.00 | 71.00 | 62.00 | 63.00 | 78.00 |
| Snake gourd | Rs./Kg | 60.00 | 53.00 | 35.00 | 35.00 | 90.00 | 77.00 | 55.00 | 55.00 |

- Price increased by more than 5% compared to previous week average price.
- Price decreased by more than 5% compared to previous week average price.

Retail Prices



Wholesale and Retail Prices of Selected Food Commodities - 2018/02/09

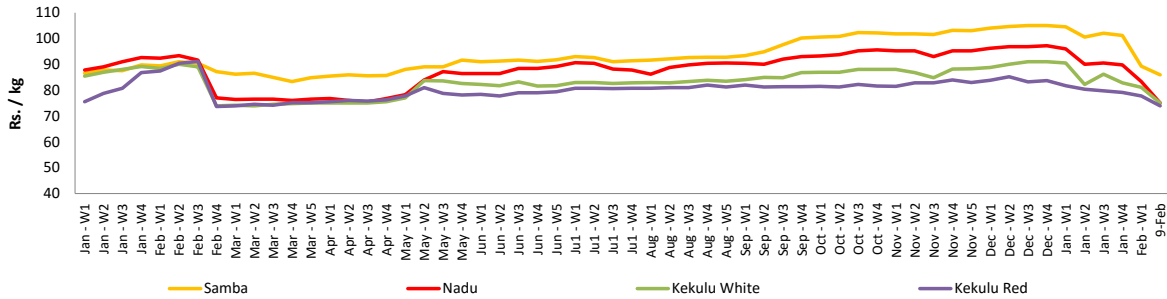
Rice

| Item | Unit | Wholesale | | | | Retail | |
|--------------|--------|-------------------------|-------|-------------------------|--------|-------------------------|--------|
| | | Maradaghamula | | Pettah | | Pettah | |
| | | Previous 5 Days Average | Today | Previous 5 Days Average | Today | Previous 5 Days Average | Today |
| Samba | Rs./Kg | 87.00 | 86.00 | 102.00 | 102.00 | 110.00 | 110.00 |
| Nadu | Rs./Kg | 80.00 | 75.00 | 75.00 | 70.00 | 81.00 | 75.00 |
| Kekulu White | Rs./Kg | 78.00 | 75.00 | 76.00 | 73.00 | 82.00 | 80.00 |
| Kekulu Red | Rs./Kg | 75.00 | 74.00 | 77.00 | 71.00 | 84.00 | 77.00 |

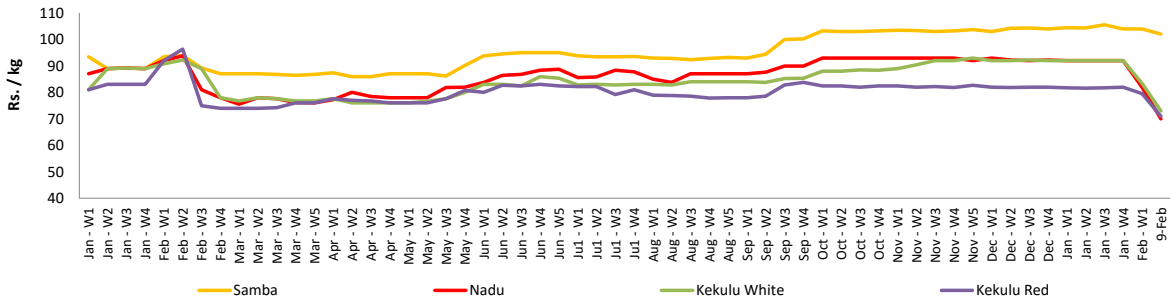
- Price increased by more than 5% compared to previous week average price.
- Price decreased by more than 5% compared to previous week average price.

Wholesale Prices

Maradaghamula

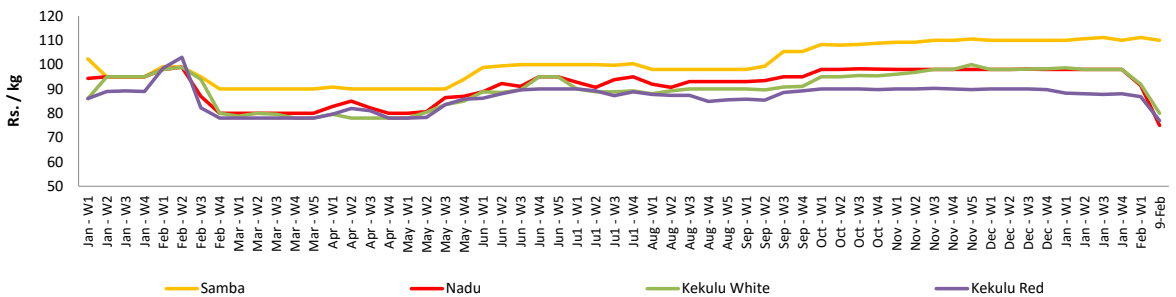


Pettah



Retail Prices

Pettah



Wholesale and Retail Prices of Selected Food Commodities - 2018/02/09

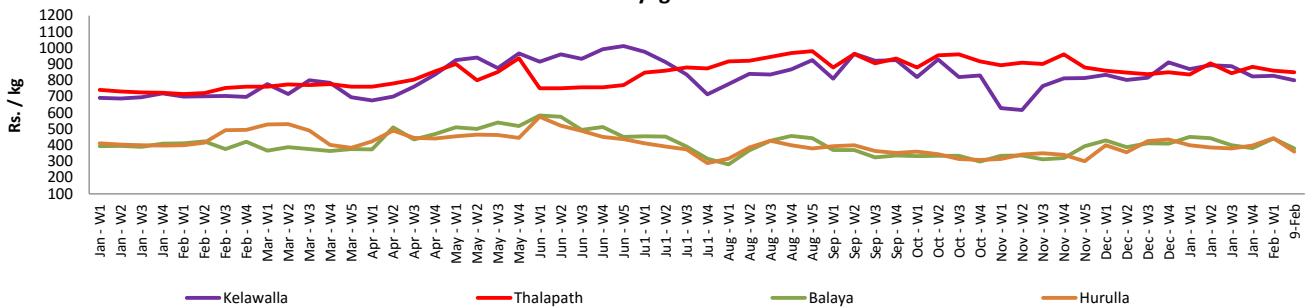
Fish

| Item | Unit | Wholesale | | | | Retail | | | |
|-----------|--------|-------------------------|--------|-------------------------|--------|-------------------------|--------|-------------------------|--------|
| | | Peliyagoda | | Negombo | | Peliyagoda | | Negombo | |
| | | Previous 5 Days Average | Today | Previous 5 Days Average | Today | Previous 5 Days Average | Today | Previous 5 Days Average | Today |
| Kelawalla | Rs./Kg | 544.00 | 520.00 | 542.00 | 580.00 | 818.00 | 800.00 | 842.00 | 850.00 |
| Thalapath | Rs./Kg | 683.00 | 670.00 | 744.00 | 780.00 | 840.00 | 850.00 | 956.00 | 950.00 |
| Balaya | Rs./Kg | 340.00 | 280.00 | 220.00 | 320.00 | 442.00 | 380.00 | 408.00 | 500.00 |
| Paraw | Rs./Kg | 578.00 | 450.00 | 540.00 | 530.00 | 924.00 | 800.00 | 810.00 | 800.00 |
| Salaya | Rs./Kg | 126.00 | 120.00 | 118.00 | 100.00 | 168.00 | 160.00 | 216.00 | 200.00 |
| Hurulla | Rs./Kg | 364.00 | 260.00 | 290.00 | 280.00 | 464.00 | 360.00 | 384.00 | 380.00 |

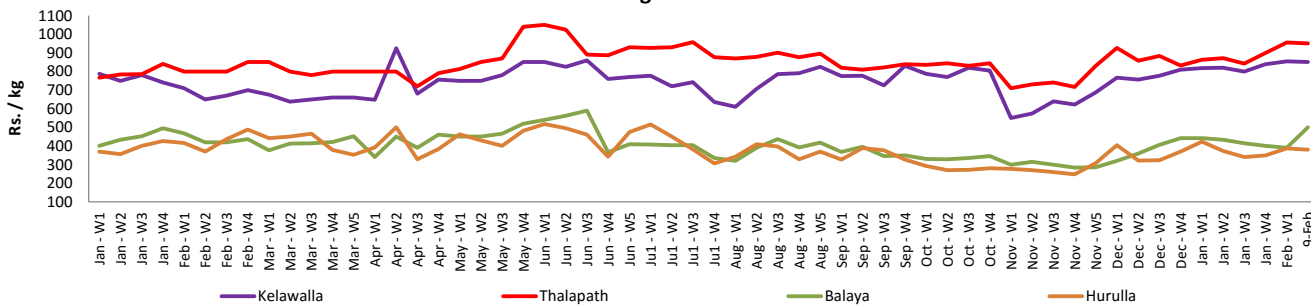
- Price increased by more than 5% compared to previous week average price.
- Price decreased by more than 5% compared to previous week average price.

Retail Prices

Peliyagoda



Negombo

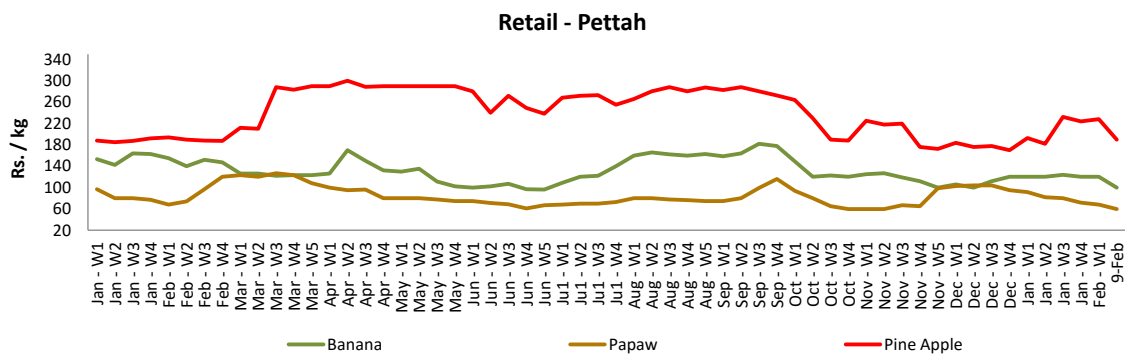


Wholesale and Retail Prices of Selected Food Commodities - 2018/02/09

Fruits

| Item | Unit | Wholesale | | Retail | |
|---------------|--------|-------------------------|--------|-------------------------|--------|
| | | Pettah | | | |
| | | Previous 5 Days Average | Today | Previous 5 Days Average | Today |
| Banana (Sour) | Rs./Kg | 78.00 | 70.00 | 120.00 | 100.00 |
| Papaw | Rs./Kg | 40.00 | 40.00 | 62.00 | 60.00 |
| Pineapple | Rs./Kg | 168.00 | 140.00 | 212.00 | 190.00 |

- Price increased by more than 5% compared to previous week average price.
- Price decreased by more than 5% compared to previous week average price.



Wholesale and Retail Prices of Selected Food Commodities - 2018/02/09

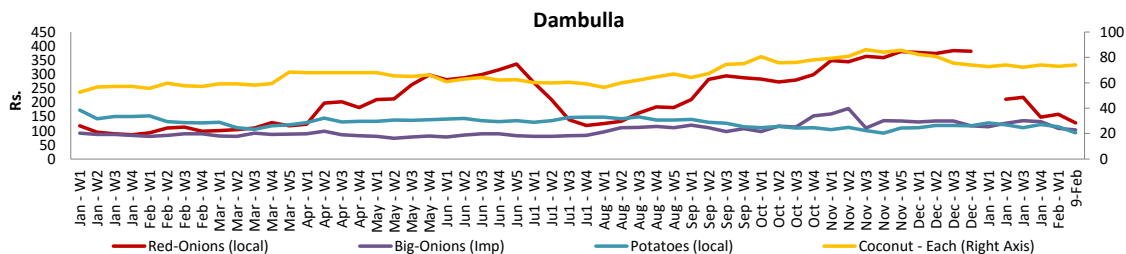
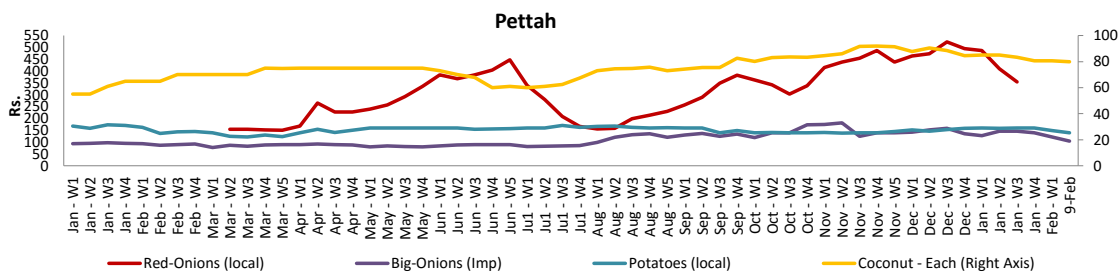
Other

| Item | Unit | Wholesale | | | | Retail | | | |
|----------------------|----------|-------------------------|--------|-------------------------|--------|-------------------------|--------|-------------------------|--------|
| | | Pettah | | Dambulla | | Pettah | | Dambulla | |
| | | Previous 5 Days Average | Today | Previous 5 Days Average | Today | Previous 5 Days Average | Today | Previous 5 Days Average | Today |
| Red-Onions (local) | Rs./Kg | n.a. | n.a. | 136.00 | 118.00 | n.a. | n.a. | 148.00 | 128.00 |
| Red-Onions (Imp) | Rs./Kg | 168.00 | 180.00 | 143.00 | 153.00 | 204.00 | 220.00 | 155.00 | 163.00 |
| Big-Onions (local) | Rs./Kg | n.a. | n.a. | n.a. | n.a. | n.a. | n.a. | n.a. | n.a. |
| Big-Onions (Imp) | Rs./Kg | 85.00 | 85.00 | 84.00 | 93.00 | 109.00 | 105.00 | 96.00 | 103.00 |
| Potatoes (local) | Rs./Kg | 116.00 | 110.00 | 97.00 | 83.00 | 144.00 | 140.00 | 108.00 | 93.00 |
| Potatoes (Imp) | Rs./Kg | 43.00 | 45.00 | | | 60.00 | 60.00 | | |
| Dried Chillies (Imp) | Rs./Kg | 220.00 | 220.00 | 224.00 | 223.00 | 270.00 | 270.00 | 236.00 | 233.00 |
| Coconut | Rs./Nut | 76.00 | 75.00 | 68.00 | 68.00 | 81.00 | 80.00 | 74.00 | 74.00 |
| Coconut oil | Rs./Ltr | 360.00 | 360.00 | | | 384.00 | 380.00 | | |
| Dhal | Rs./Kg | 110.00 | 110.00 | | | 130.00 | 125.00 | | |
| Sugar | Rs./Kg | 100.00 | 100.00 | | | 110.00 | 110.00 | | |
| Eggs | Rs./Each | 12.00 | 12.00 | | | 13.00 | 13.00 | | |
| Katta | Rs./Kg | 820.00 | 820.00 | | | 850.00 | 850.00 | | |
| Sprats | Rs./Kg | 500.00 | 500.00 | | | 550.00 | 550.00 | | |

Price increased by more than 5% compared to previous week average price.

Price decreased by more than 5% compared to previous week average price.

Retail Prices



* Prices of food commodities may vary due to quality and markets among other factors.