

# Daily Price Report

---

A Summary of Price Developments - 08 February 2018

---



## Vegetables

- Prices of most varieties of **vegetables** demonstrated **mixed movements** in both **Pettah** and **Dambulla** markets.



## Rice

- **Wholesale** prices and **retail** prices of **most varieties of rice** continued the **decreasing trend** in both **Marandagahamula** and **Pettah** markets as **new stocks are being received**.



## Fish

- Prices of most varieties of fish demonstrated **some stability in** both **Negombo** and **Peliyagoda** markets.



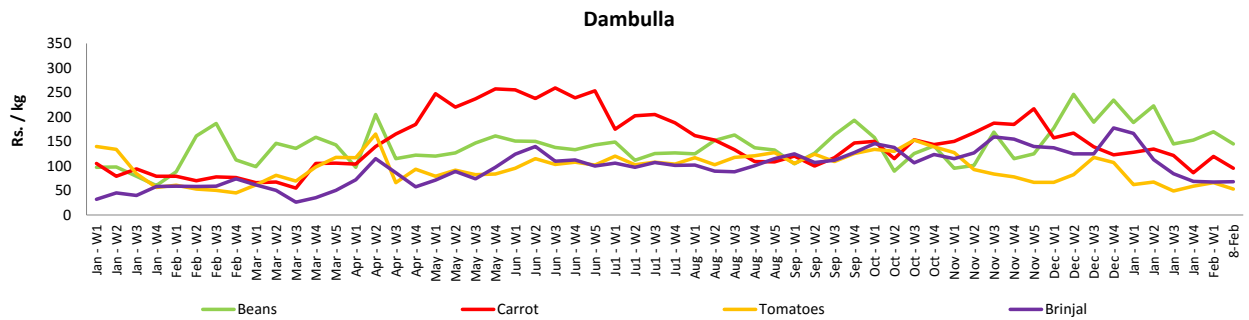
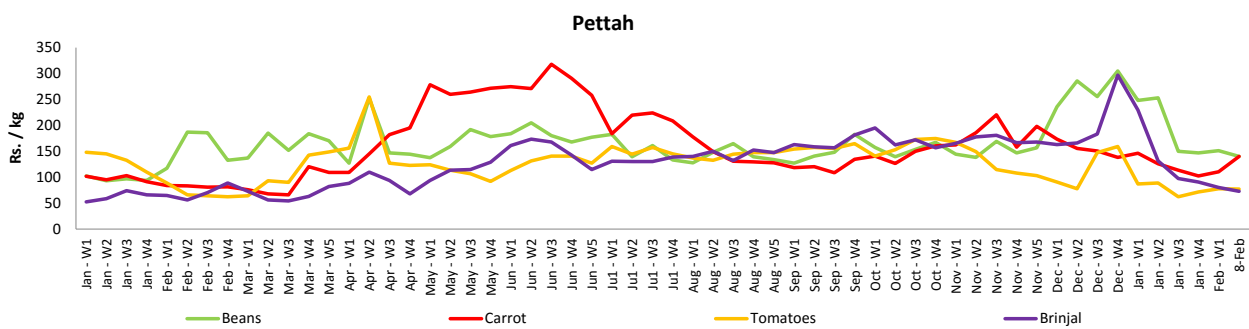
# Wholesale and Retail Prices of Selected Food Commodities - 2018/02/08

## Vegetables

Item	Unit	Wholesale				Retail			
		Pettah		Dambulla		Pettah		Dambulla	
		Previous 5 Days Average	Today	Previous 5 Days Average	Today	Previous 5 Days Average	Today	Previous 5 Days Average	Today
Beans	Rs./Kg	119.00	113.00	155.00	125.00	150.00	140.00	175.00	145.00
Carrot	Rs./Kg	77.00	107.00	103.00	75.00	110.00	140.00	123.00	95.00
Cabbage	Rs./Kg	37.00	37.00	33.00	28.00	70.00	70.00	53.00	48.00
Tomatoes	Rs./Kg	45.00	47.00	39.00	33.00	75.00	77.00	59.00	53.00
Brinjal	Rs./Kg	53.00	47.00	45.00	48.00	82.00	73.00	65.00	68.00
Pumpkin	Rs./Kg	42.00	42.00	42.00	41.00	70.00	70.00	62.00	61.00
Snake gourd	Rs./Kg	61.00	57.00	35.00	38.00	91.00	87.00	55.00	58.00

- Price increased by more than 5% compared to previous week average price.
- Price decreased by more than 5% compared to previous week average price.

### Retail Prices



# Wholesale and Retail Prices of Selected Food Commodities - 2018/02/08

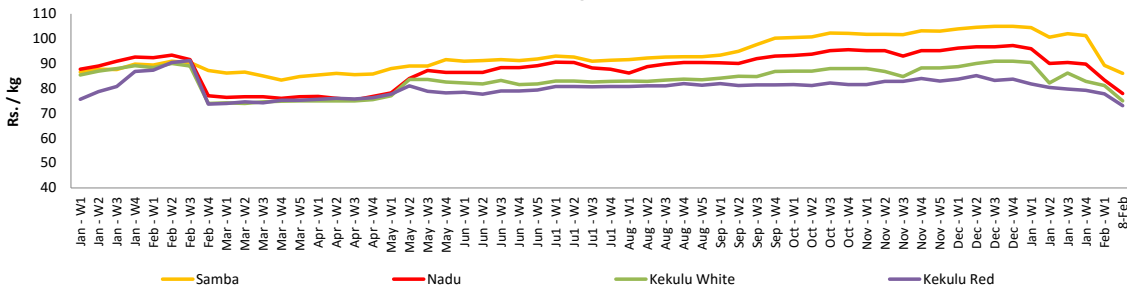
## Rice

Item	Unit	Wholesale				Retail	
		Maradaghamula		Pettah		Pettah	
		Previous 5 Days Average	Today	Previous 5 Days Average	Today	Previous 5 Days Average	Today
Samba	Rs./Kg	87.00	86.00	102.00	102.00	110.00	110.00
Nadu	Rs./Kg	81.00	78.00	77.00	70.00	83.00	75.00
Kekulu White	Rs./Kg	80.00	75.00	77.00	73.00	84.00	80.00
Kekulu Red	Rs./Kg	76.00	73.00	79.00	71.00	86.00	78.00

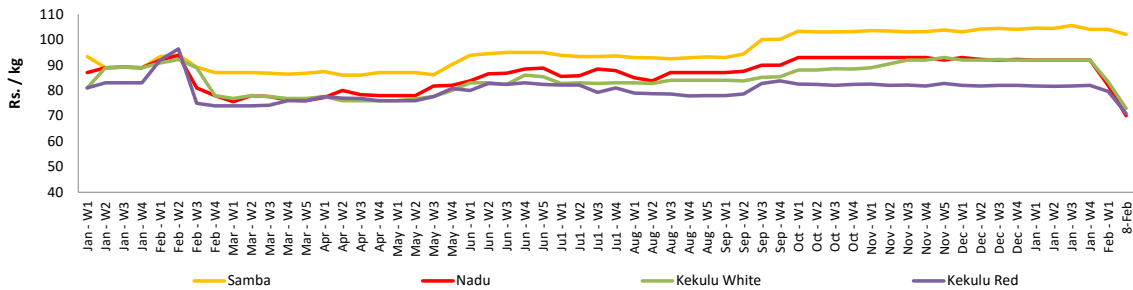
- Price increased by more than 5% compared to previous week average price.
- Price decreased by more than 5% compared to previous week average price.

### Wholesale Prices

#### Maradaghamula

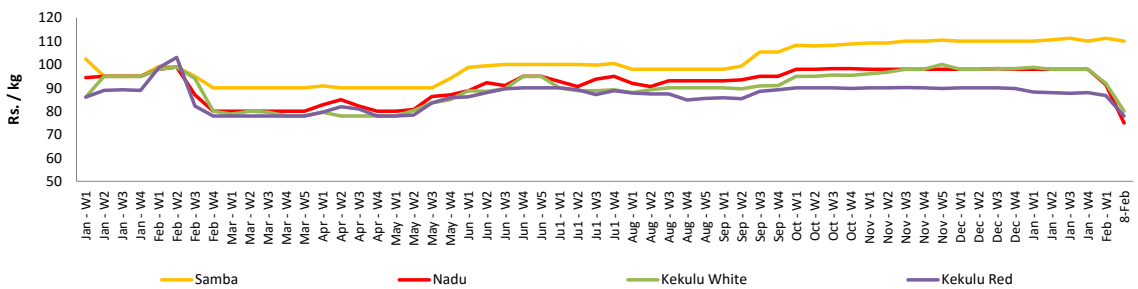


#### Pettah



### Retail Prices

#### Pettah



# Wholesale and Retail Prices of Selected Food Commodities - 2018/02/08

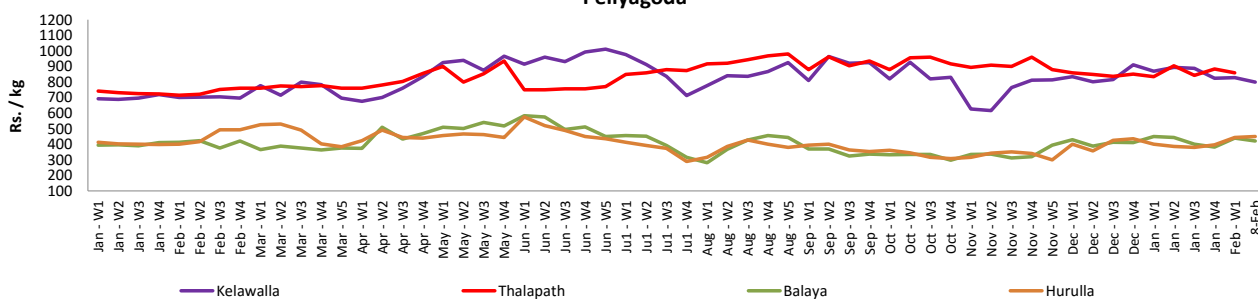
## Fish

Item	Unit	Wholesale				Retail			
		Peliyagoda		Negombo		Peliyagoda		Negombo	
		Previous 5 Days Average	Today	Previous 5 Days Average	Today	Previous 5 Days Average	Today	Previous 5 Days Average	Today
Kelawalla	Rs./Kg	556.00	520.00	552.00	500.00	828.00	800.00	852.00	800.00
Thalapath	Rs./Kg	688.00	n.a.	736.00	770.00	850.00	n.a.	952.00	970.00
Balaya	Rs./Kg	346.00	320.00	216.00	220.00	448.00	420.00	400.00	420.00
Paraw	Rs./Kg	566.00	560.00	540.00	530.00	904.00	900.00	810.00	800.00
Salaya	Rs./Kg	122.00	120.00	118.00	120.00	166.00	160.00	216.00	220.00
Hurulla	Rs./Kg	358.00	350.00	298.00	260.00	458.00	450.00	394.00	350.00

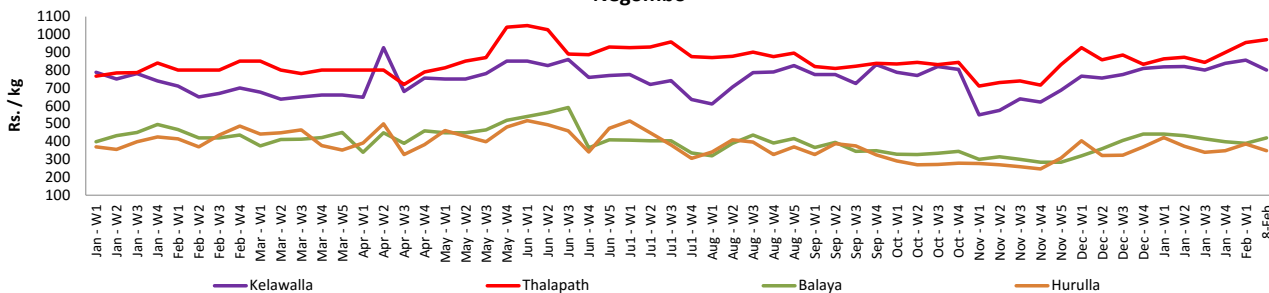
- Price increased by more than 5% compared to previous week average price.
- Price decreased by more than 5% compared to previous week average price.

### Retail Prices

#### Peliyagoda



#### Negombo



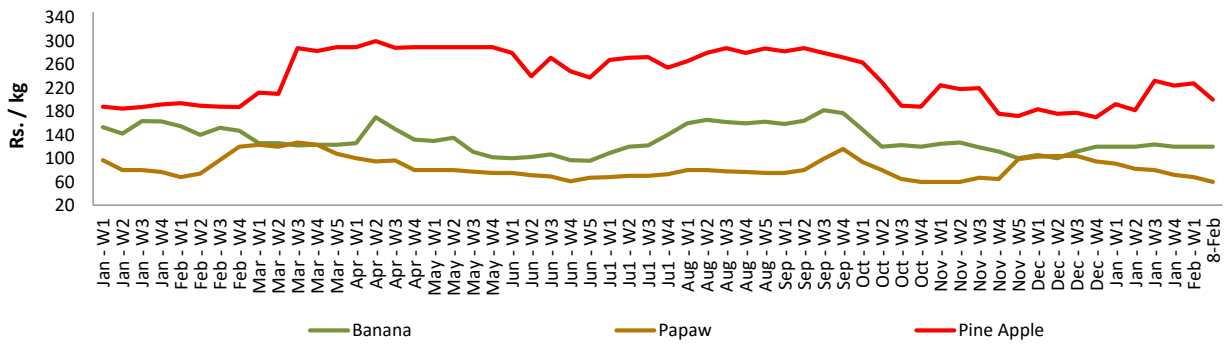
# Wholesale and Retail Prices of Selected Food Commodities - 2018/02/08

## Fruits

Item	Unit	Wholesale		Retail	
		Pettah			
		Previous 5 Days Average	Today	Previous 5 Days Average	Today
Banana (Sour)	Rs./Kg	79.00	75.00	120.00	120.00
Papaw	Rs./Kg	40.00	40.00	63.00	60.00
Pineapple	Rs./Kg	172.00	160.00	218.00	200.00

- Price increased by more than 5% compared to previous week average price.
- Price decreased by more than 5% compared to previous week average price.

Retail - Pettah



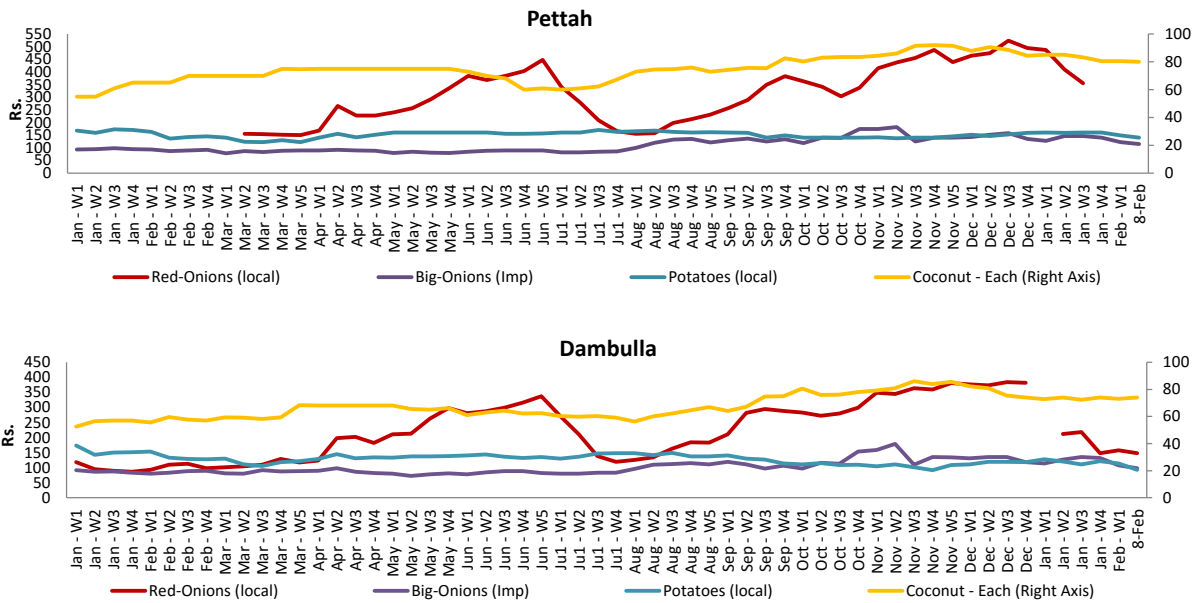
# Wholesale and Retail Prices of Selected Food Commodities - 2018/02/08

## Other

Item	Unit	Wholesale				Retail			
		Pettah		Dambulla		Pettah		Dambulla	
		Previous 5 Days Average	Today	Previous 5 Days Average	Today	Previous 5 Days Average	Today	Previous 5 Days Average	Today
Red-Onions (local)	Rs./Kg	n.a.	n.a.	135.00	138.00	n.a.	n.a.	148.00	148.00
Red-Onions (Imp)	Rs./Kg	157.00	200.00	137.00	153.00	194.00	240.00	149.00	163.00
Big-Onions (local)	Rs./Kg	n.a.	n.a.	n.a.	n.a.	n.a.	n.a.	n.a.	n.a.
Big-Onions (Imp)	Rs./Kg	87.00	88.00	88.00	85.00	110.00	115.00	99.00	98.00
Potatoes (local)	Rs./Kg	116.00	110.00	102.00	83.00	144.00	140.00	113.00	93.00
Potatoes (Imp)	Rs./Kg	42.00	45.00			60.00	60.00		
Dried Chillies (Imp)	Rs./Kg	220.00	220.00	224.00	225.00	270.00	270.00	235.00	238.00
Coconut	Rs./Nut	76.00	75.00	68.00	68.00	81.00	80.00	74.00	74.00
Coconut oil	Rs./Ltr	360.00	360.00			386.00	380.00		
Dhal	Rs./Kg	110.00	110.00			130.00	130.00		
Sugar	Rs./Kg	100.00	100.00			110.00	110.00		
Eggs	Rs./Each	12.00	12.00			13.00	13.00		
Katta	Rs./Kg	820.00	820.00			850.00	850.00		
Sprats	Rs./Kg	500.00	500.00			550.00	550.00		

- Price increased by more than 5% compared to previous week average price.
- Price decreased by more than 5% compared to previous week average price.

### Retail Prices



\* Prices of food commodities may vary due to quality and markets among other factors.