

Daily Price Report

A Summary of Price Developments - 07 February 2018



Vegetables

- Prices of most varieties of **vegetables** continued the decreasing trend in **Dambulla** market while prices in **Pettah** are **settled** to an extent.



Rice

- **Wholesale** prices and **retail** prices of **most varieties of rice** continued the **decreasing trend** in both **Marandagahamula** and **Pettah** markets as **new stocks are being received**.



Fish

- Prices of most varieties of fish **demonstrated some stability** in both **Negombo** and **Peliyagoda markets** following the **marginal increase** reported during last few days.



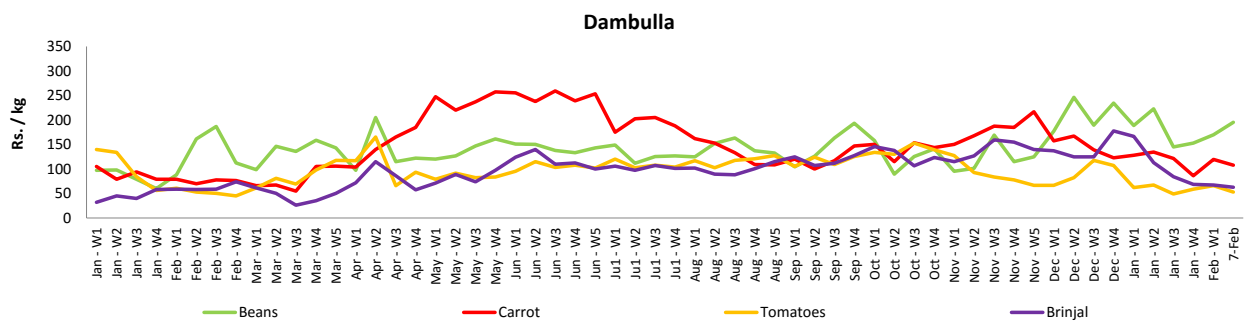
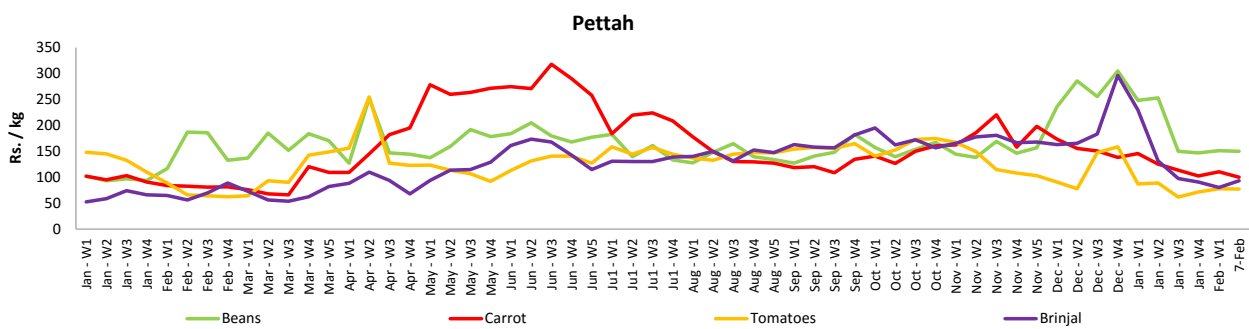
Wholesale and Retail Prices of Selected Food Commodities - 2018/02/07

Vegetables

Item	Unit	Wholesale				Retail			
		Pettah		Dambulla		Pettah		Dambulla	
		Previous 5 Days Average	Today	Previous 5 Days Average	Today	Previous 5 Days Average	Today	Previous 5 Days Average	Today
Beans	Rs./Kg	121.00	127.00	153.00	175.00	154.00	150.00	173.00	195.00
Carrot	Rs./Kg	78.00	73.00	107.00	88.00	114.00	100.00	127.00	108.00
Cabbage	Rs./Kg	40.00	37.00	35.00	33.00	72.00	70.00	55.00	53.00
Tomatoes	Rs./Kg	47.00	47.00	46.00	33.00	77.00	77.00	65.00	53.00
Brinjal	Rs./Kg	52.00	60.00	47.00	43.00	81.00	93.00	67.00	63.00
Pumpkin	Rs./Kg	42.00	40.00	40.00	48.00	73.00	65.00	60.00	68.00
Snake gourd	Rs./Kg	61.00	60.00	36.00	33.00	91.00	90.00	56.00	53.00

- Price increased by more than 5% compared to previous week average price.
- Price decreased by more than 5% compared to previous week average price.

Retail Prices



Wholesale and Retail Prices of Selected Food Commodities - 2018/02/07

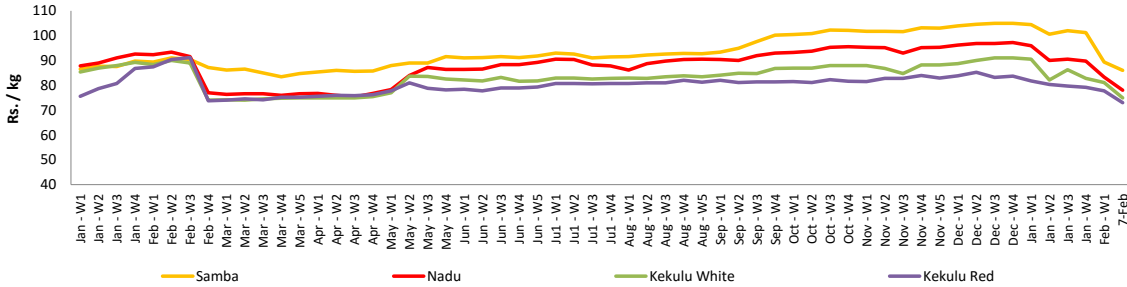
Rice

Item	Unit	Wholesale				Retail	
		Maradaghamula		Pettah		Pettah	
		Previous 5 Days Average	Today	Previous 5 Days Average	Today	Previous 5 Days Average	Today
Samba	Rs./Kg	87.00	86.00	103.00	101.00	111.00	108.00
Nadu	Rs./Kg	82.00	78.00	78.00	74.00	87.00	78.00
Kekulu White	Rs./Kg	81.00	75.00	79.00	72.00	88.00	78.00
Kekulu Red	Rs./Kg	78.00	73.00	79.00	78.00	86.00	85.00

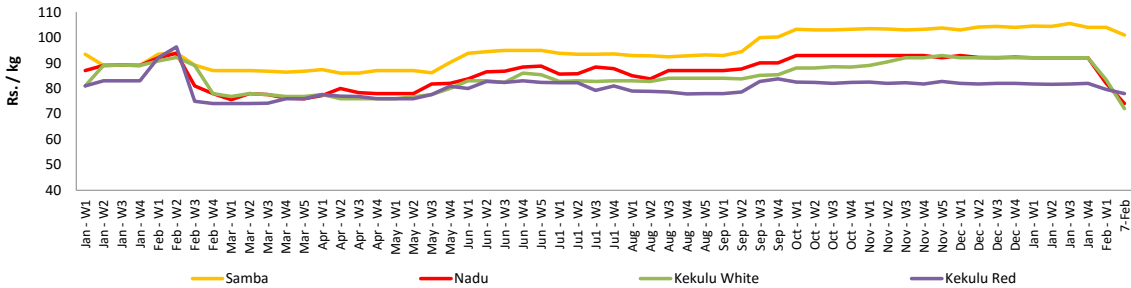
- Price increased by more than 5% compared to previous week average price.
- Price decreased by more than 5% compared to previous week average price.

Wholesale Prices

Marandaghamula

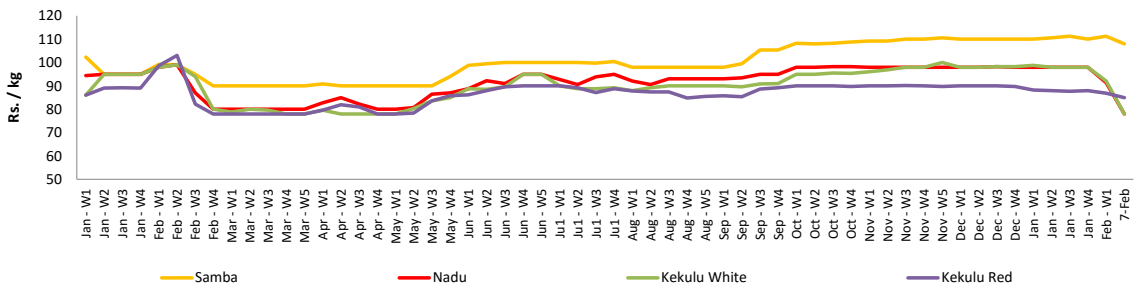


Pettah



Retail Prices

Pettah



Wholesale and Retail Prices of Selected Food Commodities - 2018/02/07

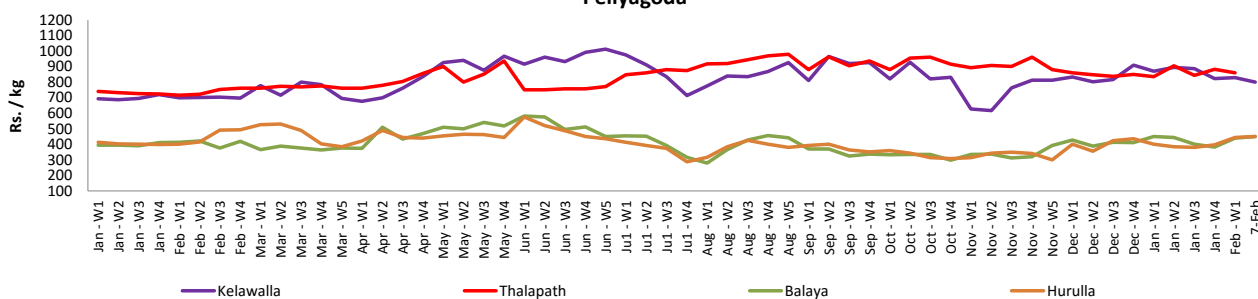
Fish

Item	Unit	Wholesale				Retail			
		Peliyagoda		Negombo		Peliyagoda		Negombo	
		Previous 5 Days Average	Today	Previous 5 Days Average	Today	Previous 5 Days Average	Today	Previous 5 Days Average	Today
Kelawalla	Rs./Kg	568.00	520.00	556.00	530.00	838.00	800.00	856.00	830.00
Thalapath	Rs./Kg	690.00	n.a.	730.00	730.00	856.00	n.a.	956.00	930.00
Balaya	Rs./Kg	346.00	350.00	212.00	220.00	448.00	450.00	392.00	420.00
Paraw	Rs./Kg	550.00	580.00	550.00	530.00	880.00	920.00	826.00	800.00
Salaya	Rs./Kg	112.00	150.00	118.00	100.00	156.00	200.00	216.00	200.00
Hurulla	Rs./Kg	352.00	350.00	294.00	300.00	452.00	450.00	394.00	380.00

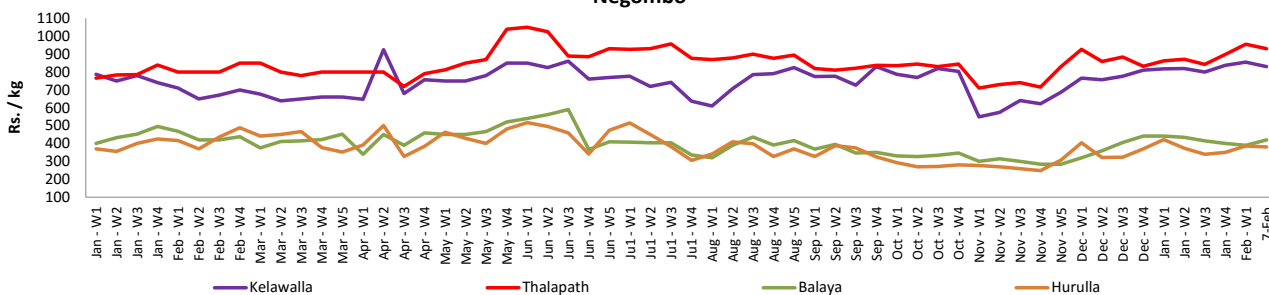
- Price increased by more than 5% compared to previous week average price.
- Price decreased by more than 5% compared to previous week average price.

Retail Prices

Peliyagoda



Negombo



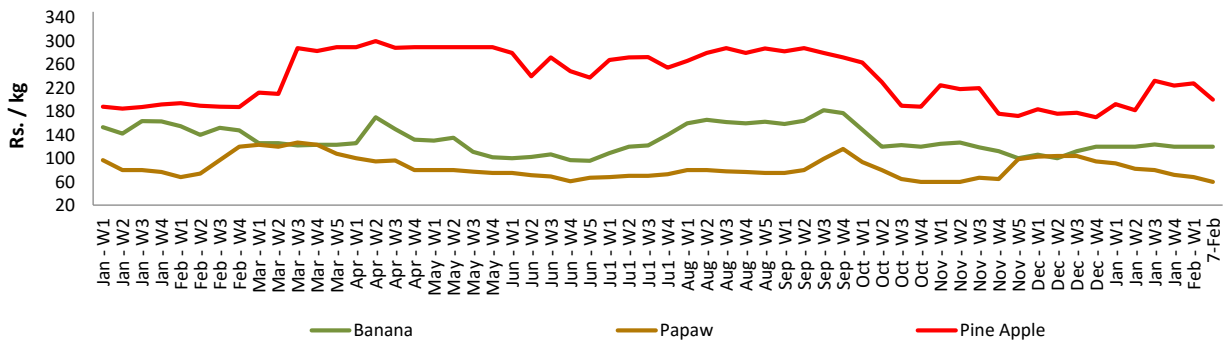
Wholesale and Retail Prices of Selected Food Commodities - 2018/02/07

Fruits

Item	Unit	Wholesale		Retail	
		Pettah			
		Previous 5 Days Average	Today	Previous 5 Days Average	Today
Banana (Sour)	Rs./Kg	81.00	75.00	120.00	120.00
Papaw	Rs./Kg	40.00	40.00	66.00	60.00
Pineapple	Rs./Kg	172.00	160.00	224.00	200.00

- Price increased by more than 5% compared to previous week average price.
- Price decreased by more than 5% compared to previous week average price.

Retail - Pettah



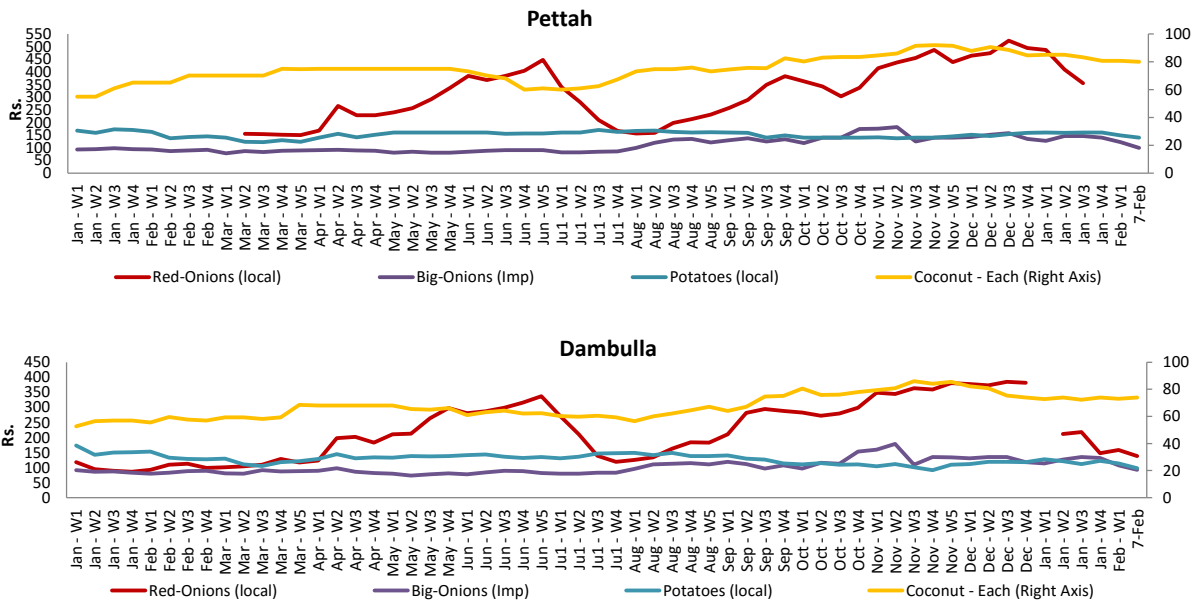
Wholesale and Retail Prices of Selected Food Commodities - 2018/02/07

Other

Item	Unit	Wholesale				Retail			
		Pettah		Dambulla		Pettah		Dambulla	
		Previous 5 Days Average	Today	Previous 5 Days Average	Today	Previous 5 Days Average	Today	Previous 5 Days Average	Today
Red-Onions (local)	Rs./Kg	n.a.	n.a.	145.00	125.00	n.a.	n.a.	158.00	138.00
Red-Onions (Imp)	Rs./Kg	149.00	200.00	130.20	165.00	186.00	240.00	141.00	178.00
Big-Onions (local)	Rs./Kg	n.a.	n.a.	n.a.	n.a.	n.a.	n.a.	n.a.	n.a.
Big-Onions (Imp)	Rs./Kg	91.00	80.00	92.00	83.00	115.00	100.00	104.00	93.00
Potatoes (local)	Rs./Kg	116.00	110.00	106.00	88.00	145.00	140.00	117.00	98.00
Potatoes (Imp)	Rs./Kg	41.00	45.00			60.00	60.00		
Dried Chillies (Imp)	Rs./Kg	220.00	220.00	222.00	223.00	270.00	270.00	233.00	233.00
Coconut	Rs./Nut	76.00	75.00	67.00	68.00	81.00	80.00	73.00	74.00
Coconut oil	Rs./Ltr	360.00	360.00			388.00	380.00		
Dhal	Rs./Kg	110.00	110.00			128.00	130.00		
Sugar	Rs./Kg	100.00	100.00			110.00	110.00		
Eggs	Rs./Each	12.00	12.00			13.00	13.00		
Katta	Rs./Kg	820.00	820.00			850.00	850.00		
Sprats	Rs./Kg	500.00	500.00			550.00	550.00		

- Price increased by more than 5% compared to previous week average price.
- Price decreased by more than 5% compared to previous week average price.

Retail Prices



* Prices of food commodities may vary due to quality and markets among other factors.