

# Daily Price Report

---

A Summary of Price Developments - 06 February 2018

---



## Vegetables

- Prices of most varieties of **vegetables** demonstrated **mixed movements** in both **Pettah** and **Dambulla** markets.



## Rice

- **Wholesale** prices and **retail** prices of **most varieties of rice** continued the **decreasing trend** in both **Marandagahamula** and **Pettah** markets as **new stocks are being received**.



## Fish

- Prices of most varieties of **fish** **increased** in both **Peliyagoda** and **Negombo** markets due **low level of supply**.



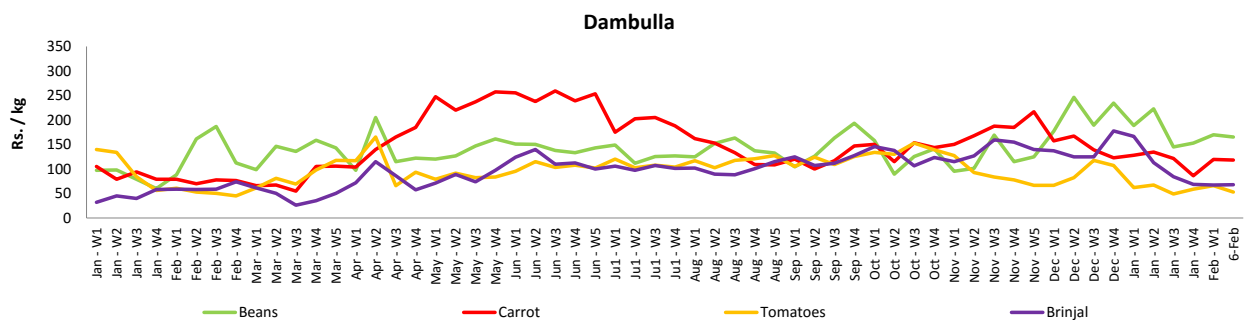
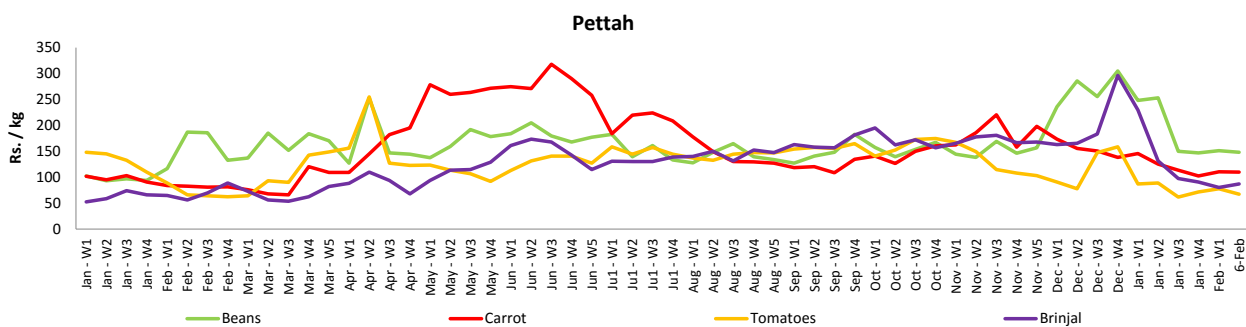
# Wholesale and Retail Prices of Selected Food Commodities - 2018/02/06

## Vegetables

Item	Unit	Wholesale				Retail			
		Pettah		Dambulla		Pettah		Dambulla	
		Previous 5 Days Average	Today	Previous 5 Days Average	Today	Previous 5 Days Average	Today	Previous 5 Days Average	Today
Beans	Rs./Kg	119.00	110.00	151.00	145.00	151.00	148.00	171.00	165.00
Carrot	Rs./Kg	76.00	78.00	100.00	98.00	111.00	110.00	120.00	118.00
Cabbage	Rs./Kg	40.00	30.00	35.00	38.00	72.00	65.00	55.00	58.00
Tomatoes	Rs./Kg	47.00	40.00	48.00	34.00	78.00	67.00	68.00	53.00
Brinjal	Rs./Kg	50.00	57.00	47.00	48.00	80.00	87.00	67.00	68.00
Pumpkin	Rs./Kg	42.00	40.00	41.00	49.00	73.00	69.00	61.00	68.00
Snake gourd	Rs./Kg	61.00	58.00	41.00	43.00	90.00	90.00	61.00	63.00

- Price increased by more than 5% compared to previous week average price.
- Price decreased by more than 5% compared to previous week average price.

### Retail Prices



# Wholesale and Retail Prices of Selected Food Commodities - 2018/02/06

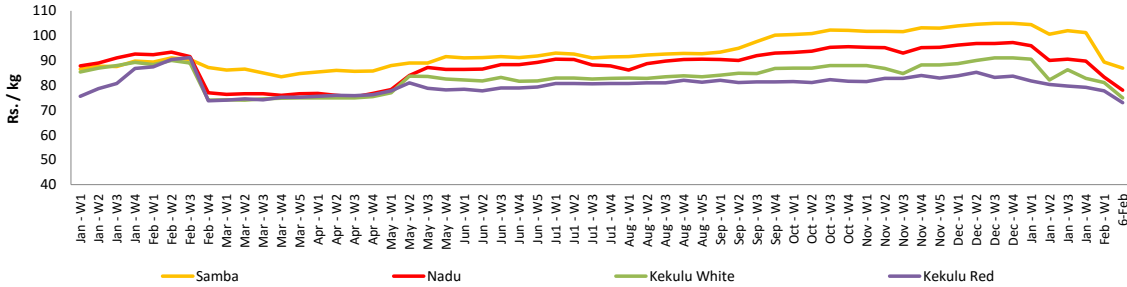
## Rice

Item	Unit	Wholesale				Retail	
		Maradaghamula		Pettah		Pettah	
		Previous 5 Days Average	Today	Previous 5 Days Average	Today	Previous 5 Days Average	Today
Samba	Rs./Kg	90.00	87.00	104.00	101.00	111.00	108.00
Nadu	Rs./Kg	84.00	78.00	82.00	74.00	91.00	78.00
Kekulu White	Rs./Kg	82.00	75.00	83.00	72.00	92.00	78.00
Kekulu Red	Rs./Kg	79.00	73.00	80.00	78.00	87.00	85.00

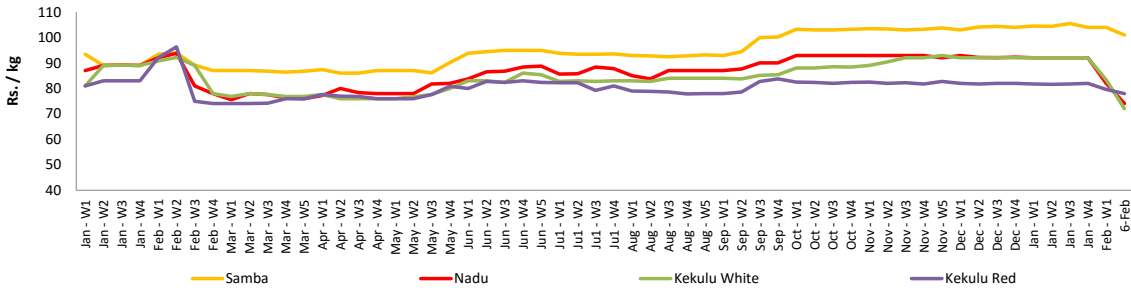
- Price increased by more than 5% compared to previous week average price.
- Price decreased by more than 5% compared to previous week average price.

### Wholesale Prices

#### Marandaghamula

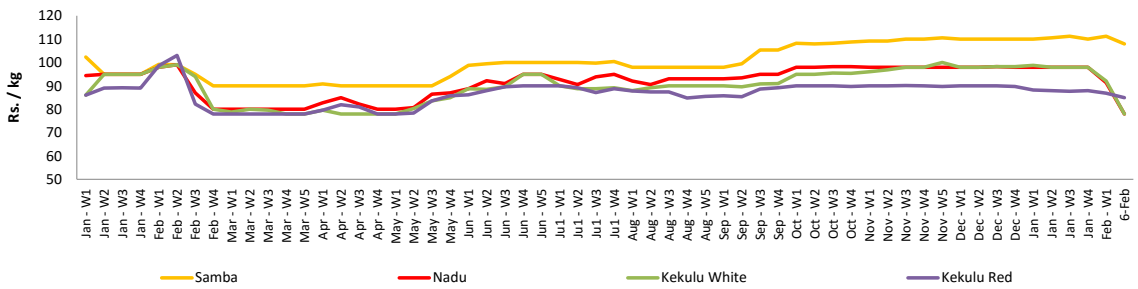


#### Pettah



### Retail Prices

#### Pettah



# Wholesale and Retail Prices of Selected Food Commodities - 2018/02/06

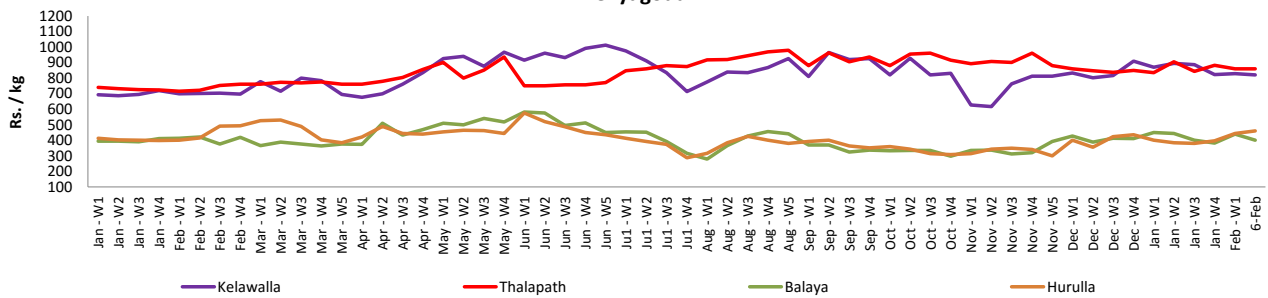
## Fish

Item	Unit	Wholesale				Retail			
		Peliyagoda		Negombo		Peliyagoda		Negombo	
		Previous 5 Days Average	Today	Previous 5 Days Average	Today	Previous 5 Days Average	Today	Previous 5 Days Average	Today
Kelawalla	Rs./Kg	564.00	550.00	550.00	580.00	830.00	820.00	850.00	880.00
Thalapath	Rs./Kg	690.00	700.00	722.00	760.00	860.00	860.00	950.00	980.00
Balaya	Rs./Kg	346.00	300.00	204.00	240.00	448.00	400.00	388.00	400.00
Paraw	Rs./Kg	534.00	600.00	550.00	580.00	854.00	950.00	832.00	850.00
Salaya	Rs./Kg	114.00	120.00	112.00	130.00	160.00	160.00	210.00	230.00
Hurulla	Rs./Kg	340.00	360.00	280.00	320.00	440.00	460.00	380.00	420.00

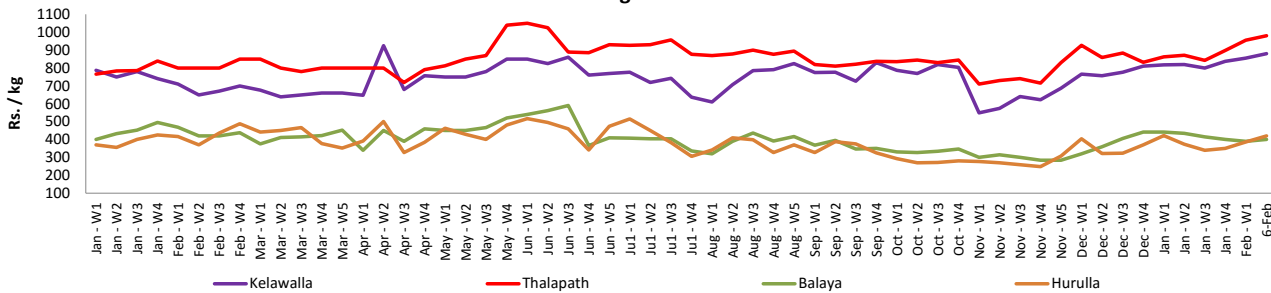
- Price increased by more than 5% compared to previous week average price.
- Price decreased by more than 5% compared to previous week average price.

### Retail Prices

#### Peliyagoda



#### Negombo



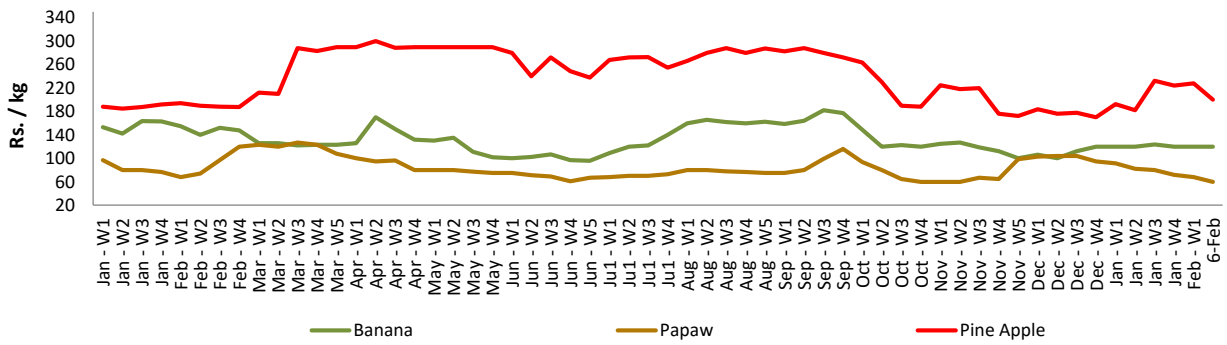
# Wholesale and Retail Prices of Selected Food Commodities - 2018/02/06

## Fruits

Item	Unit	Wholesale		Retail	
		Pettah			
		Previous 5 Days Average	Today	Previous 5 Days Average	Today
Banana (Sour)	Rs./Kg	81.00	80.00	120.00	120.00
Papaw	Rs./Kg	42.00	40.00	68.00	60.00
Pineapple	Rs./Kg	176.00	160.00	228.00	200.00

- Price increased by more than 5% compared to previous week average price.
- Price decreased by more than 5% compared to previous week average price.

Retail - Pettah



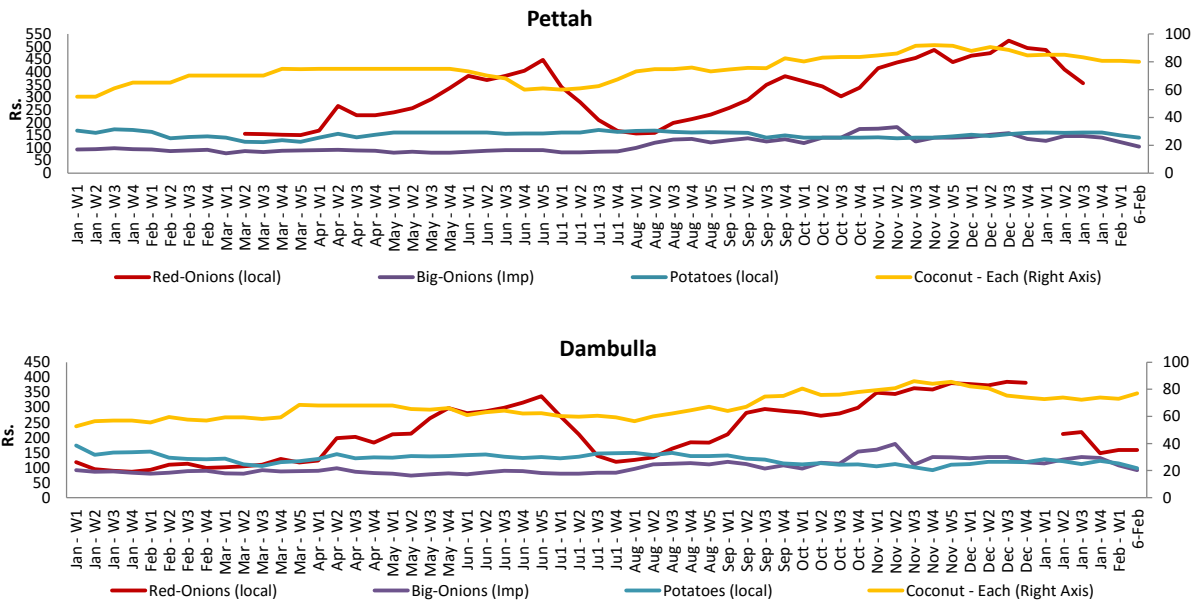
# Wholesale and Retail Prices of Selected Food Commodities - 2018/02/06

## Other

Item	Unit	Wholesale				Retail			
		Pettah		Dambulla		Pettah		Dambulla	
		Previous 5 Days Average	Today	Previous 5 Days Average	Today	Previous 5 Days Average	Today	Previous 5 Days Average	Today
Red-Onions (local)	Rs./Kg	n.a.	n.a.	n.a.	145.00	n.a.	n.a.	n.a.	158.00
Red-Onions (Imp)	Rs./Kg	149.00	190.00	129.00	148.00	150.00	240.00	140.00	158.00
Big-Onions (local)	Rs./Kg	n.a.	n.a.	n.a.	n.a.	n.a.	n.a.	n.a.	n.a.
Big-Onions (Imp)	Rs./Kg	99.00	85.00	99.00	82.00	110.00	105.00	111.00	92.00
Potatoes (local)	Rs./Kg	118.00	110.00	105.00	88.00	160.00	140.00	117.00	98.00
Potatoes (Imp)	Rs./Kg	41.00	47.00			60.00	60.00		
Dried Chillies (Imp)	Rs./Kg	218.00	220.00	218.00	223.00	270.00	270.00	229.00	233.00
Coconut	Rs./Nut	76.00	75.00	67.00	71.00	83.00	80.00	72.00	77.00
Coconut oil	Rs./Ltr	356.00	360.00			390.00	380.00		
Dhal	Rs./Kg	111.00	110.00			130.00	130.00		
Sugar	Rs./Kg	101.00	100.00			110.00	110.00		
Eggs	Rs./Each	12.00	12.00			13.00	13.00		
Katta	Rs./Kg	820.00	820.00			850.00	850.00		
Sprats	Rs./Kg	500.00	500.00			550.00	550.00		

- Price increased by more than 5% compared to previous week average price.
- Price decreased by more than 5% compared to previous week average price.

### Retail Prices



\* Prices of food commodities may vary due to quality and markets among other factors.