

Daily Price Report

A Summary of Price Developments - 02 February 2018



Vegetables

- Prices of most varieties of **vegetables continued the decreasing trend** again in both **Pettah** and **Dambulla** markets with the **commencement of receiving supplies** from **Northern province**.



Rice

- **Wholesale prices and retail prices of most varieties of rice decreased** in both **Marandagahamula** and **Pettah** markets as **new stocks are being received**.



Fish

- Prices of most varieties of **fish increased** in both **Peliyagoda** and **Negombo** markets due **low level of supply**.



Statistics Department
Central Bank of Sri Lanka

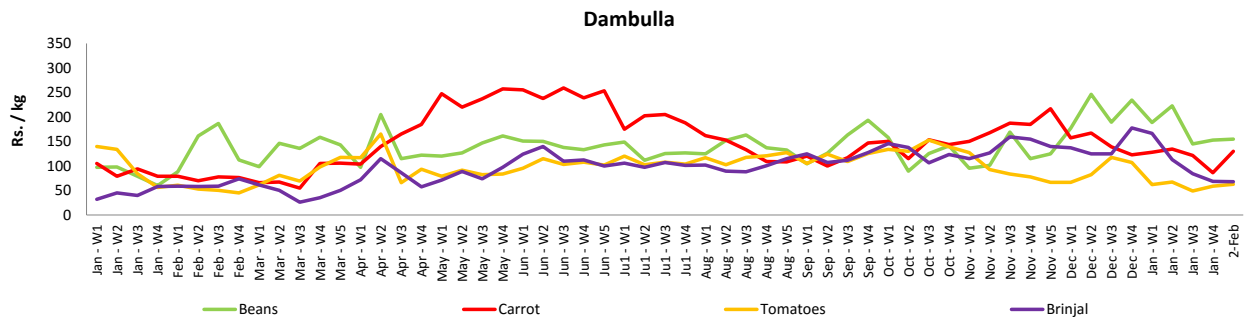
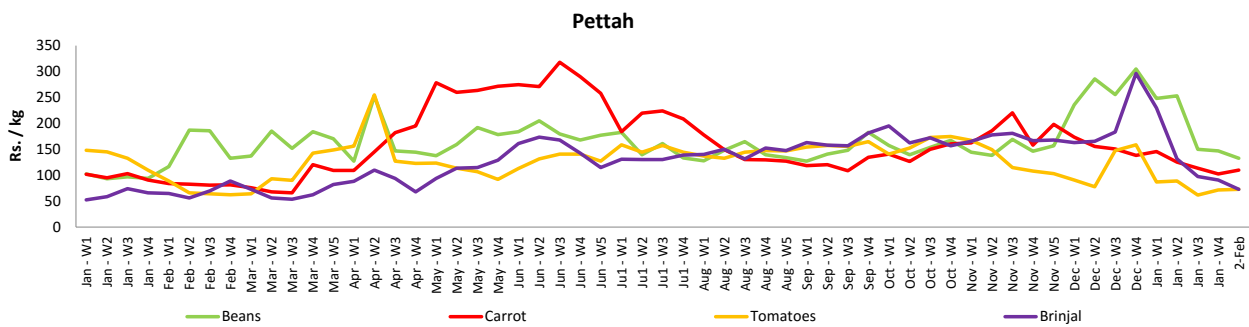
Wholesale and Retail Prices of Selected Food Commodities - 2018/02/02

Vegetables

Item	Unit	Wholesale				Retail			
		Pettah		Dambulla		Pettah		Dambulla	
		Previous 5 Days Average	Today	Previous 5 Days Average	Today	Previous 5 Days Average	Today	Previous 5 Days Average	Today
Beans	Rs./Kg	120.00	107.00	151.00	135.00	154.00	133.00	171.00	155.00
Carrot	Rs./Kg	74.00	77.00	89.00	110.00	109.00	110.00	109.00	130.00
Cabbage	Rs./Kg	39.00	33.00	35.00	28.00	72.00	63.00	55.00	48.00
Tomatoes	Rs./Kg	47.00	47.00	46.00	43.00	78.00	73.00	66.00	63.00
Brinjal	Rs./Kg	53.00	47.00	46.00	48.00	84.00	73.00	66.00	68.00
Pumpkin	Rs./Kg	41.00	45.00	41.00	45.00	72.00	73.00	60.00	65.00
Snake gourd	Rs./Kg	61.00	67.00	44.00	25.00	91.00	93.00	64.00	45.00

- Price increased by more than 5% compared to previous week average price.
- Price decreased by more than 5% compared to previous week average price.

Retail Prices



Wholesale and Retail Prices of Selected Food Commodities - 2018/02/02

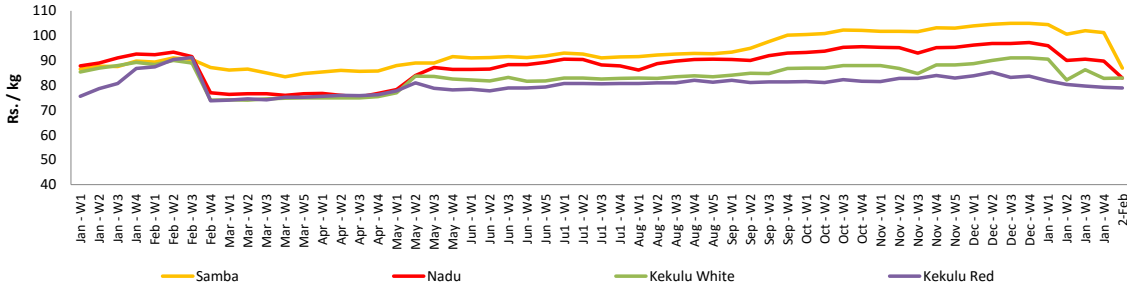
Rice

Item	Unit	Wholesale				Retail	
		Maradaghamula		Pettah		Pettah	
		Previous 5 Days Average	Today	Previous 5 Days Average	Today	Previous 5 Days Average	Today
Samba	Rs./Kg	92.00	87.00	104.00	103.00	111.00	111.00
Nadu	Rs./Kg	86.00	83.00	85.00	78.00	94.00	87.00
Kekulu White	Rs./Kg	82.00	83.00	86.00	81.00	94.00	88.00
Kekulu Red	Rs./Kg	79.00	79.00	80.00	79.00	87.00	86.00

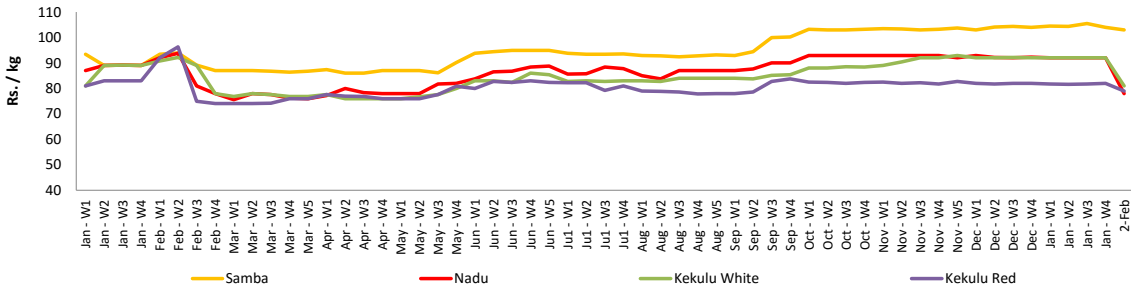
- Price increased by more than 5% compared to previous week average price.
- Price decreased by more than 5% compared to previous week average price.

Wholesale Prices

Marandaghamula

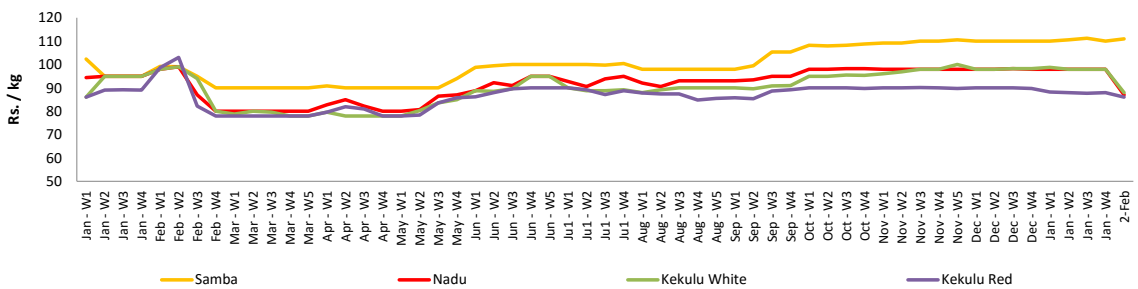


Pettah



Retail Prices

Pettah



Wholesale and Retail Prices of Selected Food Commodities - 2018/02/02

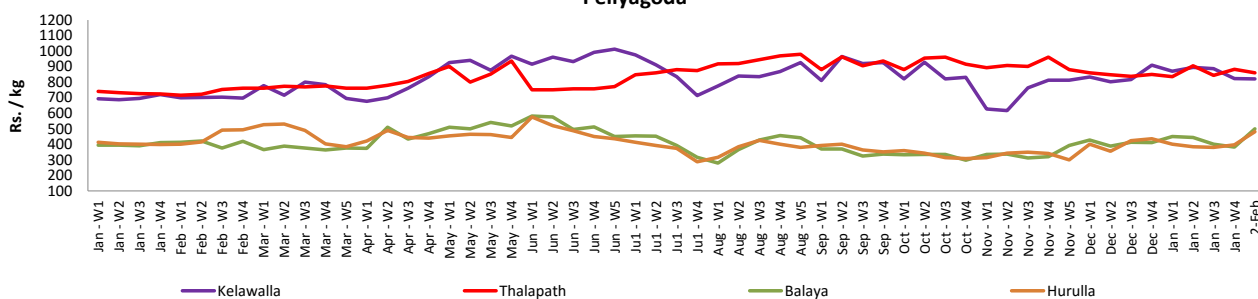
Fish

Item	Unit	Wholesale				Retail			
		Peliyagoda		Negombo		Peliyagoda		Negombo	
		Previous 5 Days Average	Today	Previous 5 Days Average	Today	Previous 5 Days Average	Today	Previous 5 Days Average	Today
Kelawalla	Rs./Kg	564.00	550.00	544.00	550.00	826.00	820.00	840.00	850.00
Thalapath	Rs./Kg	690.00	700.00	720.00	730.00	864.00	860.00	950.00	950.00
Balaya	Rs./Kg	330.00	400.00	208.00	220.00	432.00	500.00	384.00	420.00
Paraw	Rs./Kg	524.00	600.00	560.00	530.00	844.00	950.00	848.00	800.00
Salaya	Rs./Kg	116.00	120.00	110.00	130.00	164.00	160.00	204.00	230.00
Hurulla	Rs./Kg	322.00	380.00	274.00	300.00	424.00	480.00	374.00	400.00

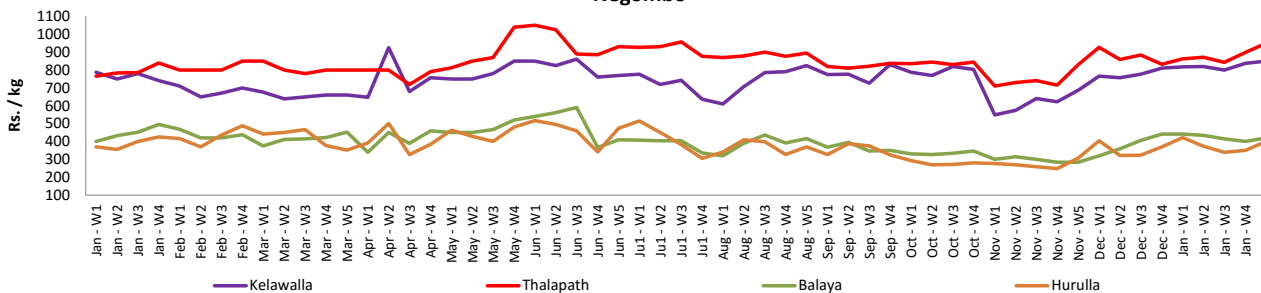
- Price increased by more than 5% compared to previous week average price.
- Price decreased by more than 5% compared to previous week average price.

Retail Prices

Peliyagoda



Negombo



Wholesale and Retail Prices of Selected Food Commodities - 2018/02/02

Fruits

Item	Unit	Wholesale		Retail	
		Pettah			
		Previous 5 Days Average	Today	Previous 5 Days Average	Today
Banana (Sour)	Rs./Kg	81.00	80.00	120.00	120.00
Papaw	Rs./Kg	44.00	40.00	69.00	65.00
Pineapple	Rs./Kg	176.00	180.00	226.00	230.00

- Price increased by more than 5% compared to previous week average price.
- Price decreased by more than 5% compared to previous week average price.

Retail - Pettah

