

Daily Price Report

A Summary of Price Developments - 26 January 2018



Vegetables

- Prices of **most varieties of vegetables decreased** in **Pettah** market due to **high of level supply** while prices in **Dambulla** market indicate **mixed movements**.



Rice

- **Wholesale price of Samba and Kekulu (White) decreased** in **Marandaghamula** market as **new stocks are being received**.



Other

- Prices of **Red Onions (Imported) decreased** in both **Pettah** and **Dambulla** markets due to **availability of high level of stocks**.
- Prices of **Egg increased** in **Pettah** market due to **drop in production** which has been a result of **selling of egg layers**.



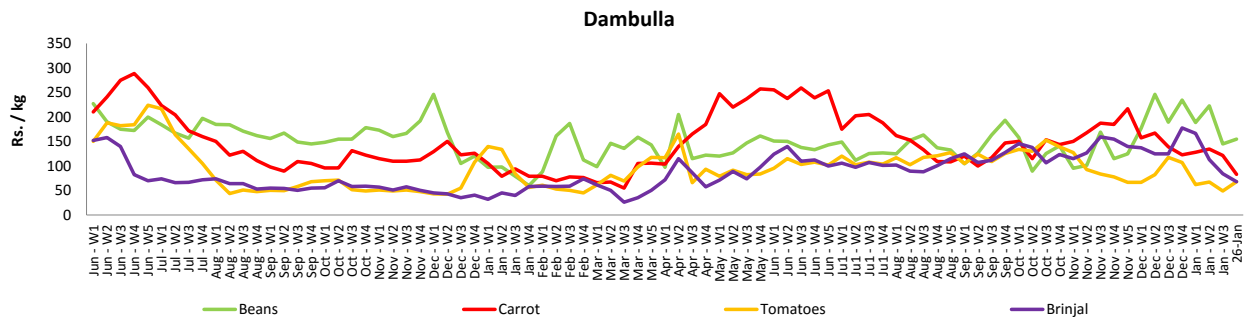
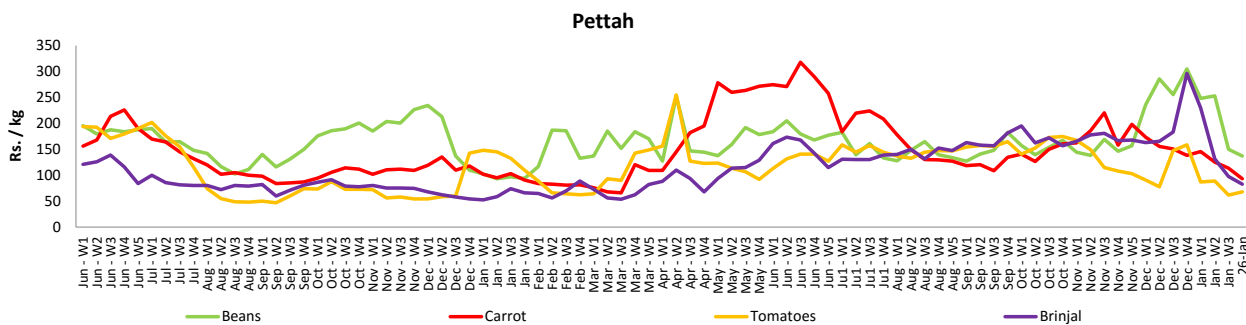
Wholesale and Retail Prices of Selected Food Commodities - 2018/01/26

Vegetables

Item	Unit	Wholesale				Retail			
		Pettah		Dambulla		Pettah		Dambulla	
		Previous 5 Days Average	Today	Previous 5 Days Average	Today	Previous 5 Days Average	Today	Previous 5 Days Average	Today
Beans	Rs./Kg	120.00	100.00	128.00	135.00	150.00	137.00	149.00	155.00
Carrot	Rs./Kg	72.00	65.00	75.00	63.00	108.00	93.00	95.00	83.00
Cabbage	Rs./Kg	38.00	30.00	30.00	38.00	74.00	65.00	50.00	58.00
Tomatoes	Rs./Kg	38.00	40.00	33.00	48.00	71.00	68.00	54.00	68.00
Brinjal	Rs./Kg	59.00	50.00	52.00	48.00	94.00	83.00	72.00	68.00
Pumpkin	Rs./Kg	41.00	38.00	42.00	53.00	69.00	70.00	62.00	73.00
Snake gourd	Rs./Kg	67.00	57.00	47.00	65.00	106.00	83.00	67.00	85.00

- Price increased by more than 5% compared to previous week average price.
- Price decreased by more than 5% compared to previous week average price.

Retail Prices



Wholesale and Retail Prices of Selected Food Commodities - 2018/01/26

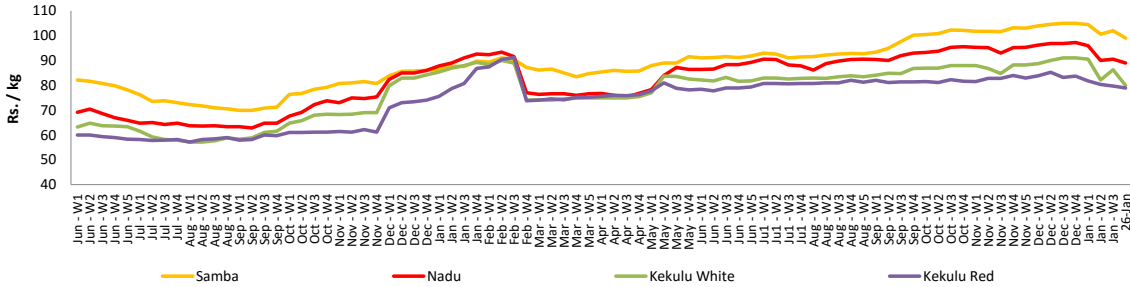
Rice

Item	Unit	Wholesale				Retail	
		Maradaghamula		Pettah		Pettah	
		Previous 5 Days Average	Today	Previous 5 Days Average	Today	Previous 5 Days Average	Today
Samba	Rs./Kg	102.00	99.00	104.00	104.00	110.00	110.00
Nadu	Rs./Kg	90.00	89.00	92.00	92.00	98.00	98.00
Kekulu White	Rs./Kg	83.00	80.00	92.00	92.00	98.00	98.00
Kekulu Red	Rs./Kg	79.00	79.00	82.00	82.00	88.00	88.00

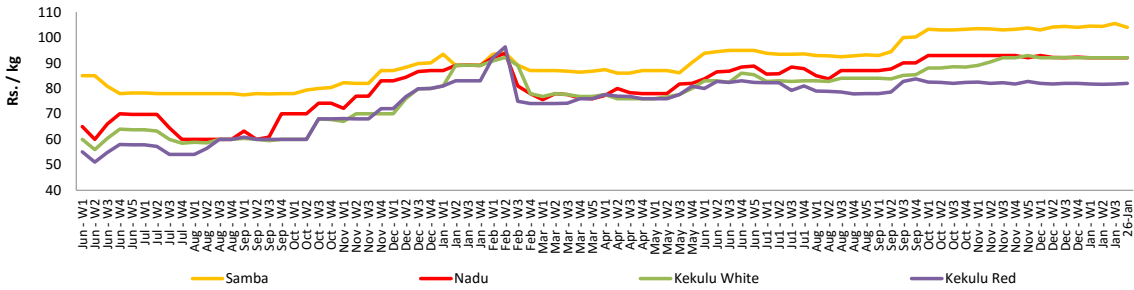
- Price increased by more than 5% compared to previous week average price.
- Price decreased by more than 5% compared to previous week average price.

Wholesale Prices

Marandaghamula

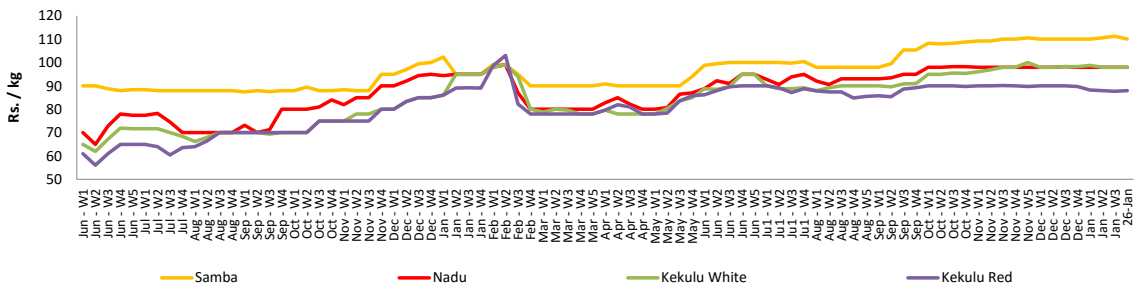


Pettah



Retail Prices

Pettah



Wholesale and Retail Prices of Selected Food Commodities - 2018/01/26

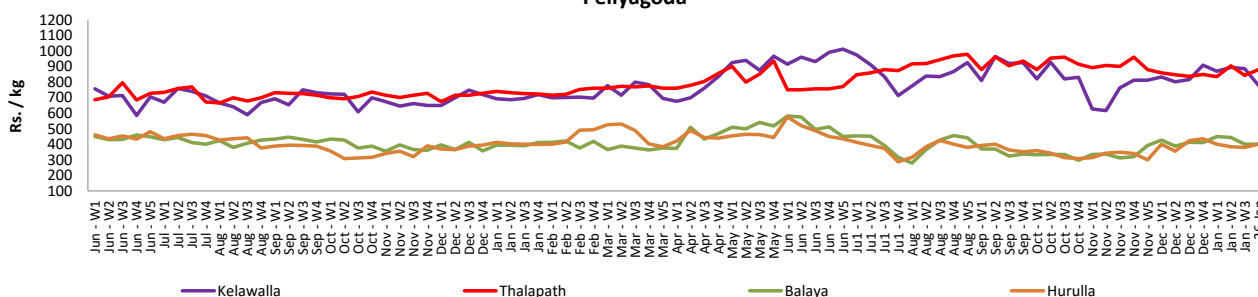
Fish

Item	Unit	Wholesale				Retail			
		Peliyagoda		Negombo		Peliyagoda		Negombo	
		Previous 5 Days Average	Today	Previous 5 Days Average	Today	Previous 5 Days Average	Today	Previous 5 Days Average	Today
Kelawalla	Rs./Kg	572.00	530.00	534.00	550.00	846.00	780.00	836.00	850.00
Thalapath	Rs./Kg	704.00	700.00	668.00	720.00	884.00	880.00	874.00	950.00
Balaya	Rs./Kg	278.00	300.00	256.00	200.00	378.00	400.00	408.00	380.00
Paraw	Rs./Kg	534.00	520.00	546.00	580.00	886.00	820.00	812.00	880.00
Salaya	Rs./Kg	124.00	130.00	108.00	100.00	176.00	180.00	188.00	200.00
Hurulla	Rs./Kg	286.00	300.00	258.00	250.00	388.00	400.00	350.00	350.00

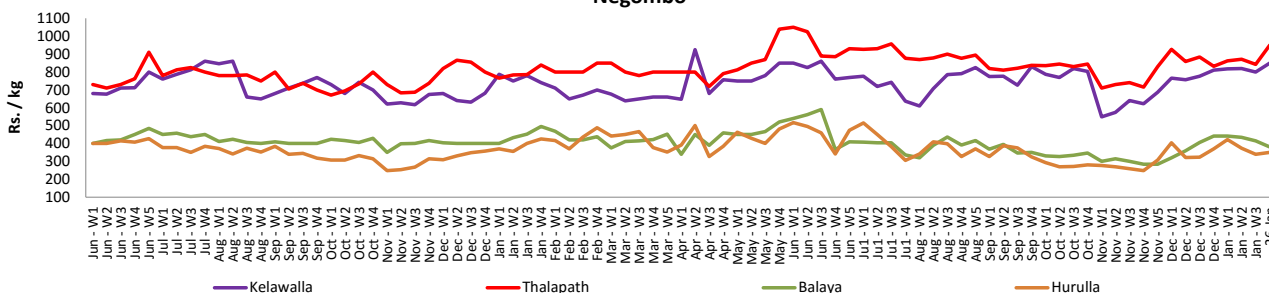
- Price increased by more than 5% compared to previous week average price.
- Price decreased by more than 5% compared to previous week average price.

Retail Prices

Peliyagoda



Negombo



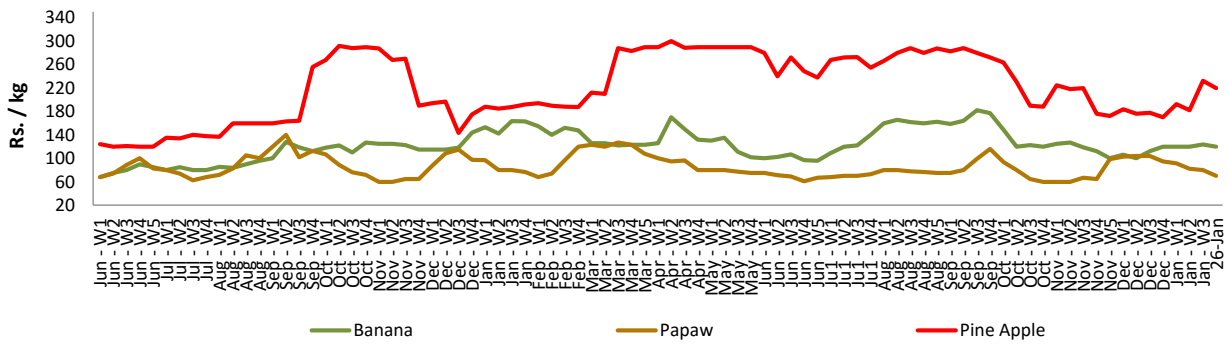
Wholesale and Retail Prices of Selected Food Commodities - 2018/01/26

Fruits

Item	Unit	Wholesale		Retail	
		Pettah			
		Previous 5 Days Average	Today	Previous 5 Days Average	Today
Banana (Sour)	Rs./Kg	82.00	80.00	120.00	120.00
Papaw	Rs./Kg	50.00	50.00	74.00	70.00
Pineapple	Rs./Kg	180.00	180.00	226.00	220.00

- Price increased by more than 5% compared to previous week average price.
- Price decreased by more than 5% compared to previous week average price.

Retail - Pettah



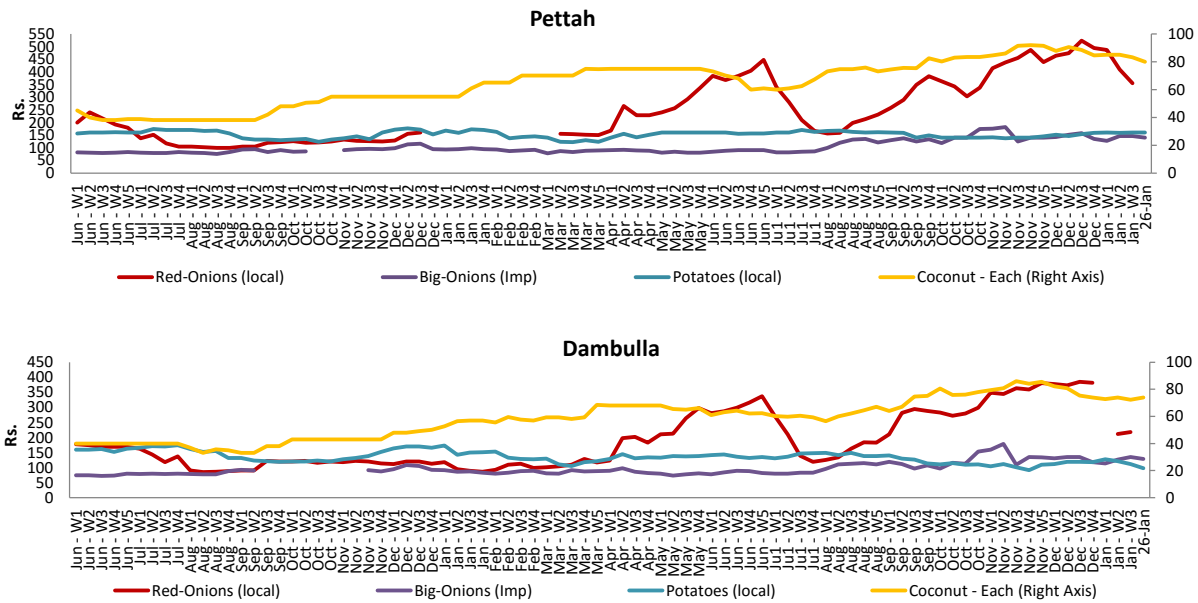
Wholesale and Retail Prices of Selected Food Commodities - 2018/01/26

Other

Item	Unit	Wholesale				Retail			
		Pettah		Dambulla		Pettah		Dambulla	
		Previous 5 Days Average	Today	Previous 5 Days Average	Today	Previous 5 Days Average	Today	Previous 5 Days Average	Today
Red-Onions (local)	Rs./Kg	217.00	n.a.	135.00	n.a.	305.00	n.a.	148.00	n.a.
Red-Onions (Imp)	Rs./Kg	208.00	190.00	175.00	143.00	244.00	220.00	188.00	153.00
Big-Onions (local)	Rs./Kg	n.a.	n.a.	n.a.	n.a.	n.a.	n.a.	n.a.	n.a.
Big-Onions (Imp)	Rs./Kg	124.00	125.00	123.00	119.00	140.00	140.00	133.00	129.00
Potatoes (local)	Rs./Kg	120.00	120.00	117.00	85.00	160.00	160.00	128.00	98.00
Potatoes (Imp)	Rs./Kg	44.00	45.00			64.00	65.00		
Dried Chillies (Imp)	Rs./Kg	210.00	210.00	215.00	203.00	258.00	260.00	226.00	213.00
Coconut	Rs./Nut	76.00	75.00	67.00	68.00	82.00	80.00	73.00	74.00
Coconut oil	Rs./Ltr	340.00	340.00			360.00	360.00		
Dhal	Rs./Kg	114.00	115.00			130.00	130.00		
Sugar	Rs./Kg	103.00	103.00			110.00	110.00		
Eggs	Rs./Each	11.20	12.00			12.20	13.00		
Katta	Rs./Kg	820.00	820.00			850.00	850.00		
Sprats	Rs./Kg	500.00	500.00			550.00	550.00		

- Price increased by more than 5% compared to previous week average price.
- Price decreased by more than 5% compared to previous week average price.

Retail Prices



* Prices of food commodities may vary due to quality and markets among other factors.