

Daily Price Report

A Summary of Price Developments - 22 January 2018



Vegetables

- Prices of most varieties of **vegetables** **continued the decreasing trend** in **Dambulla** market while prices in **Pettah** demonstrated **mixed movements**.



Fish

- Prices of most varieties of **fish** demonstrated some level of **stability** in both **Negombo and Peliyagoda** markets.



Other

- Prices of **Red Onions** **decreased** in **Dambulla** market due to **availability of both local and imported varieties**.



Statistics Department
Central Bank of Sri Lanka

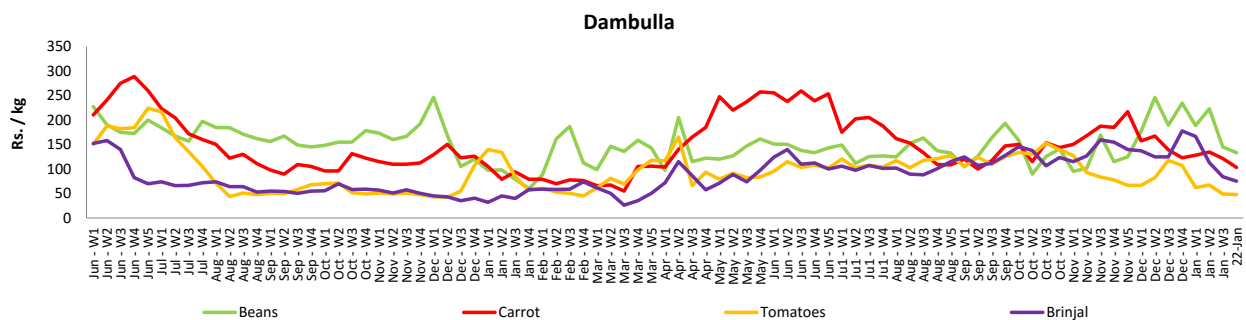
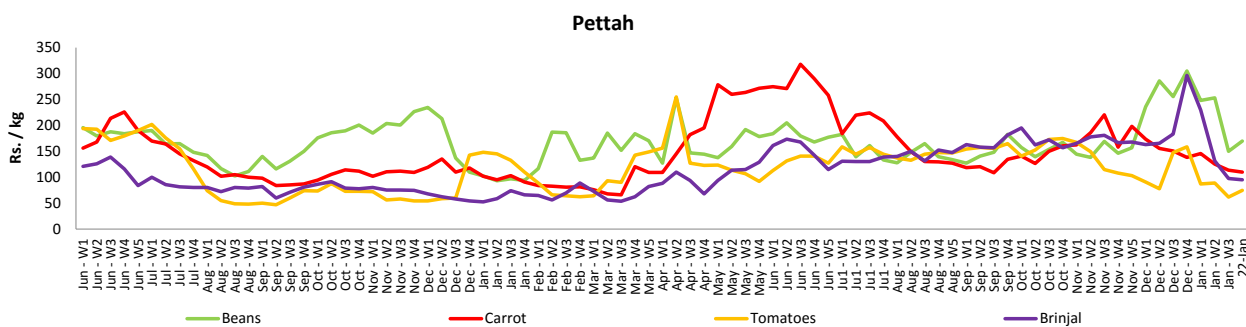
Wholesale and Retail Prices of Selected Food Commodities - 2018/01/22

Vegetables

Item	Unit	Wholesale				Retail			
		Pettah		Dambulla		Pettah		Dambulla	
		Previous 5 Days Average	Today	Previous 5 Days Average	Today	Previous 5 Days Average	Today	Previous 5 Days Average	Today
Beans	Rs./Kg	129.00	140.00	139.00	110.00	162.00	170.00	159.00	133.00
Carrot	Rs./Kg	77.00	75.00	104.00	83.00	114.00	110.00	124.00	103.00
Cabbage	Rs./Kg	39.00	40.00	34.00	28.00	76.00	80.00	54.00	48.00
Tomatoes	Rs./Kg	35.00	35.00	33.00	28.00	66.00	75.00	53.00	48.00
Brinjal	Rs./Kg	66.00	55.00	70.00	55.00	105.00	95.00	90.00	75.00
Pumpkin	Rs./Kg	43.00	40.00	43.00	43.00	67.00	75.00	63.00	63.00
Snake gourd	Rs./Kg	80.00	60.00	55.00	48.00	118.00	100.00	75.00	68.00

- Price increased by more than 5% compared to previous week average price.
- Price decreased by more than 5% compared to previous week average price.

Retail Prices



Wholesale and Retail Prices of Selected Food Commodities - 2018/01/22

Rice

Item	Unit	Wholesale				Retail	
		Maradaghamula		Pettah		Pettah	
		Previous 5 Days Average	Today	Previous 5 Days Average	Today	Previous 5 Days Average	Today
Samba	Rs./Kg	102.00	103.00	106.00	104.00	112.00	110.00
Nadu	Rs./Kg	90.00	90.00	92.00	92.00	98.00	98.00
Kekulu White	Rs./Kg	85.00	86.00	92.00	92.00	98.00	98.00
Kekulu Red	Rs./Kg	80.00	80.00	82.00	82.00	88.00	88.00

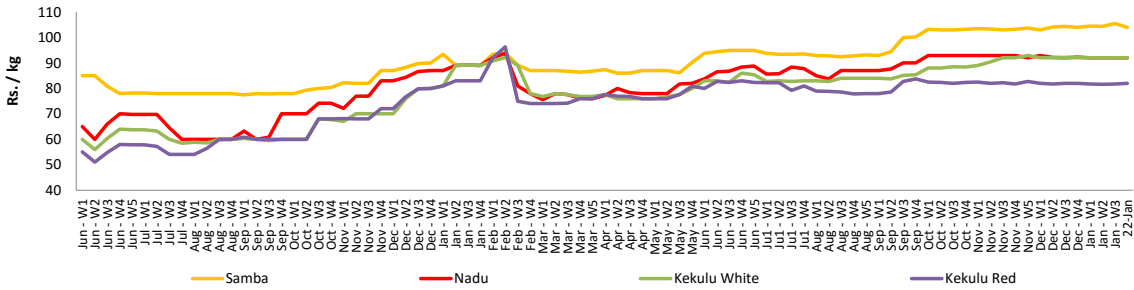
- Price increased by more than 5% compared to previous week average price.
- Price decreased by more than 5% compared to previous week average price.

Wholesale Prices

Marandaghamula

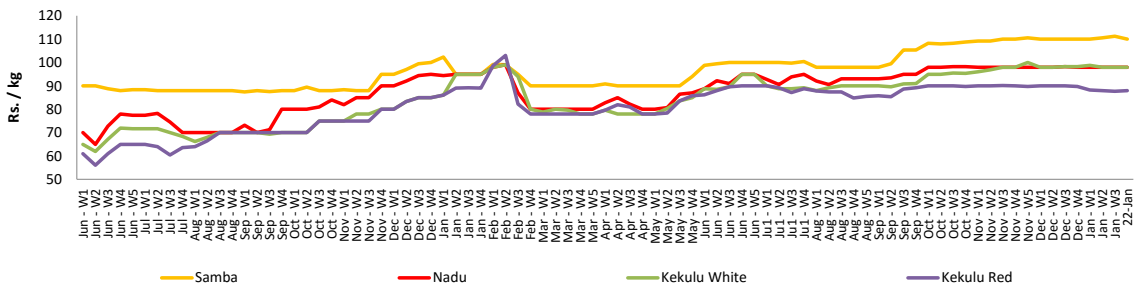


Pettah



Retail Prices

Pettah



Wholesale and Retail Prices of Selected Food Commodities - 2018/01/22

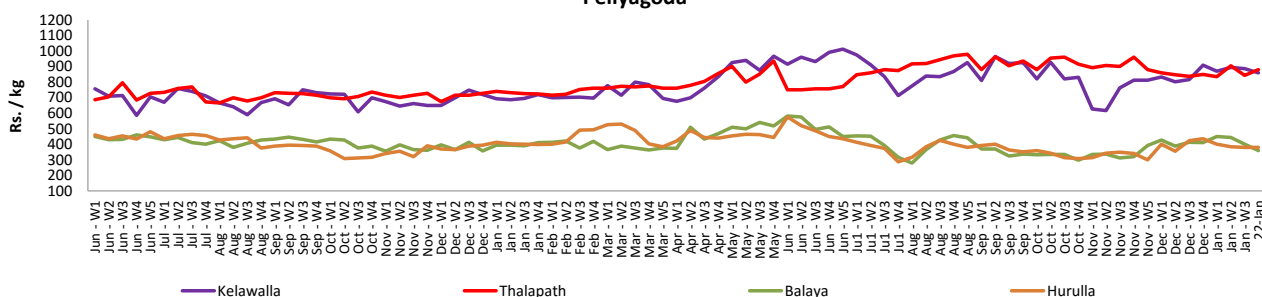
Fish

Item	Unit	Wholesale				Retail			
		Peliyagoda		Negombo		Peliyagoda		Negombo	
		Previous 5 Days Average	Today	Previous 5 Days Average	Today	Previous 5 Days Average	Today	Previous 5 Days Average	Today
Kelawalla	Rs./Kg	550.00	580.00	532.00	540.00	898.00	860.00	796.00	840.00
Thalapath	Rs./Kg	683.00	700.00	638.00	630.00	848.00	880.00	844.00	830.00
Balaya	Rs./Kg	310.00	260.00	276.00	280.00	416.00	360.00	416.00	420.00
Paraw	Rs./Kg	540.00	550.00	534.00	550.00	868.00	900.00	744.00	800.00
Salaya	Rs./Kg	126.00	130.00	100.00	100.00	192.00	180.00	172.00	180.00
Hurulla	Rs./Kg	274.00	280.00	242.00	270.00	376.00	380.00	338.00	350.00

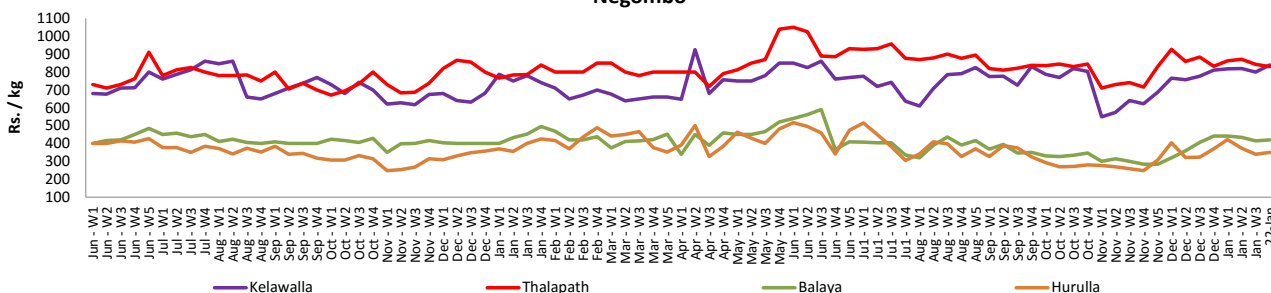
- Price increased by more than 5% compared to previous week average price.
- Price decreased by more than 5% compared to previous week average price.

Retail Prices

Peliyagoda



Negombo



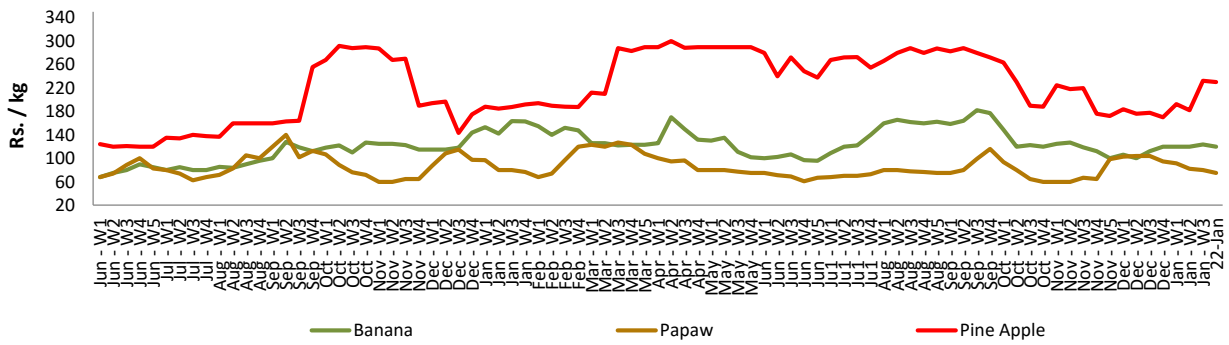
Wholesale and Retail Prices of Selected Food Commodities - 2018/01/22

Fruits

Item	Unit	Wholesale		Retail	
		Pettah			
		Previous 5 Days Average	Today	Previous 5 Days Average	Today
Banana (Sour)	Rs./Kg	83.00	85.00	123.00	120.00
Papaw	Rs./Kg	58.00	50.00	82.00	75.00
Pineapple	Rs./Kg	168.00	180.00	222.00	230.00

- Price increased by more than 5% compared to previous week average price.
- Price decreased by more than 5% compared to previous week average price.

Retail - Pettah



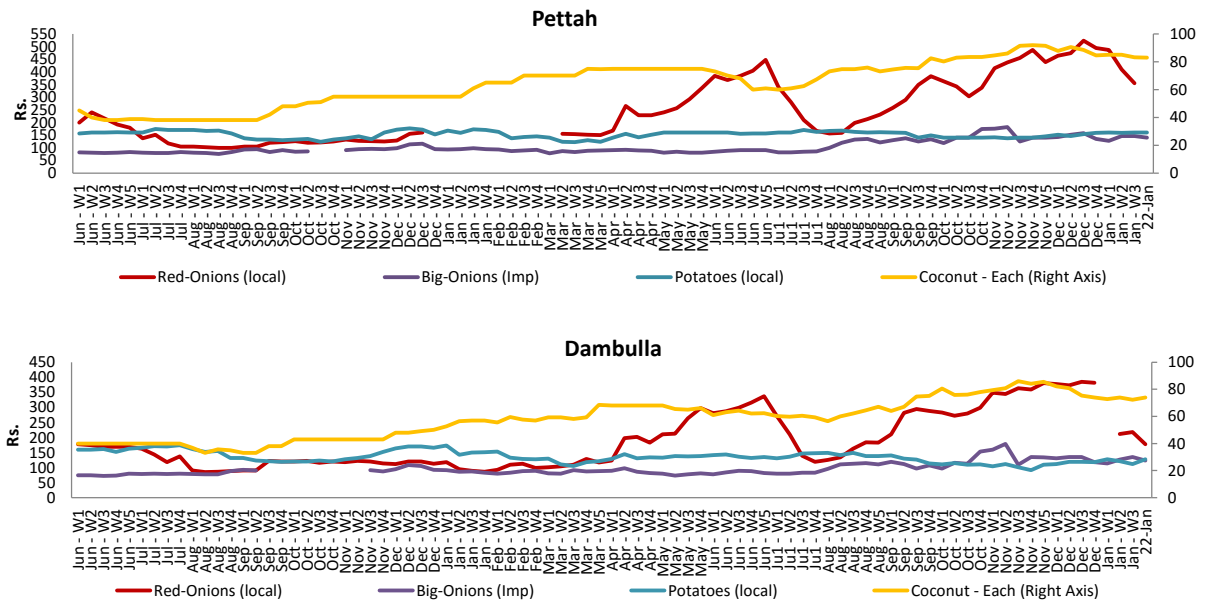
Wholesale and Retail Prices of Selected Food Commodities - 2018/01/22

Other

Item	Unit	Wholesale				Retail			
		Pettah		Dambulla		Pettah		Dambulla	
		Previous 5 Days Average	Today	Previous 5 Days Average	Today	Previous 5 Days Average	Today	Previous 5 Days Average	Today
Red-Onions (local)	Rs./Kg	299.00	n.a.	205.00	165.00	369.00	n.a.	218.00	178.00
Red-Onions (Imp)	Rs./Kg	185.00	220.00	198.00	175.00	242.00	240.00	210.00	195.00
Big-Onions (local)	Rs./Kg	n.a.	n.a.	n.a.	n.a.	n.a.	n.a.	n.a.	n.a.
Big-Onions (Imp)	Rs./Kg	126.00	123.00	119.00	118.00	147.00	140.00	130.00	123.00
Potatoes (local)	Rs./Kg	119.00	120.00	100.00	118.00	159.00	160.00	113.00	128.00
Potatoes (Imp)	Rs./Kg	47.00	45.00			69.00	65.00		
Dried Chillies (Imp)	Rs./Kg	209.00	210.00	206.00	215.00	256.00	260.00	217.00	228.00
Coconut	Rs./Nut	76.00	76.00	67.00	68.00	84.00	83.00	73.00	74.00
Coconut oil	Rs./Ltr	340.00	340.00			360.00	360.00		
Dhal	Rs./Kg	114.00	115.00			130.00	130.00		
Sugar	Rs./Kg	103.00	103.00			110.00	110.00		
Eggs	Rs./Each	11.00	11.00			11.95	12.00		
Katta	Rs./Kg	820.00	820.00			850.00	850.00		
Sprats	Rs./Kg	500.00	500.00			550.00	550.00		

- Price increased by more than 5% compared to previous week average price.
- Price decreased by more than 5% compared to previous week average price.

Retail Prices



* Prices of food commodities may vary due to quality and markets among other factors.