

Daily Price Report

A Summary of Price Developments - 19 January 2018



Vegetables

- Prices of most varieties of **vegetables continued the decreasing trend** in both **Pettah and Dambulla** markets due to high level of stocks.



Fish

- Prices of most varieties of **fish continues to decline** in **Peliyagoda** market while prices in **Negombo** market **increased marginally**.



Other

- Retail prices of **Coconut** demonstrate **mixed movements in Pettah and Dambulla** markets with **some volatility**.



Wholesale and Retail Prices of Selected Food Commodities - 2018/01/19

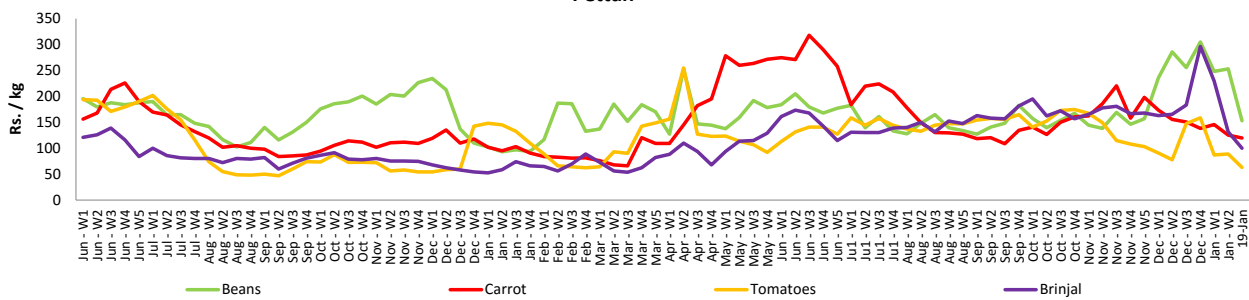
Vegetables

Item	Unit	Wholesale				Retail			
		Pettah		Dambulla		Pettah		Dambulla	
		Previous 5 Days Average	Today	Previous 5 Days Average	Today	Previous 5 Days Average	Today	Previous 5 Days Average	Today
Beans	Rs./Kg	145.00	123.00	149.00	115.00	180.00	153.00	169.00	135.00
Carrot	Rs./Kg	81.00	70.00	106.00	105.00	114.00	120.00	126.00	125.00
Cabbage	Rs./Kg	43.00	38.00	39.00	38.00	80.00	80.00	59.00	58.00
Tomatoes	Rs./Kg	37.00	35.00	37.00	23.00	71.00	63.00	57.00	43.00
Brinjal	Rs./Kg	70.00	60.00	79.00	63.00	109.00	100.00	100.00	83.00
Pumpkin	Rs./Kg	41.00	48.00	42.00	43.00	68.00	70.00	62.00	63.00
Snake gourd	Rs./Kg	87.00	63.00	59.00	48.00	118.00	120.00	79.00	68.00

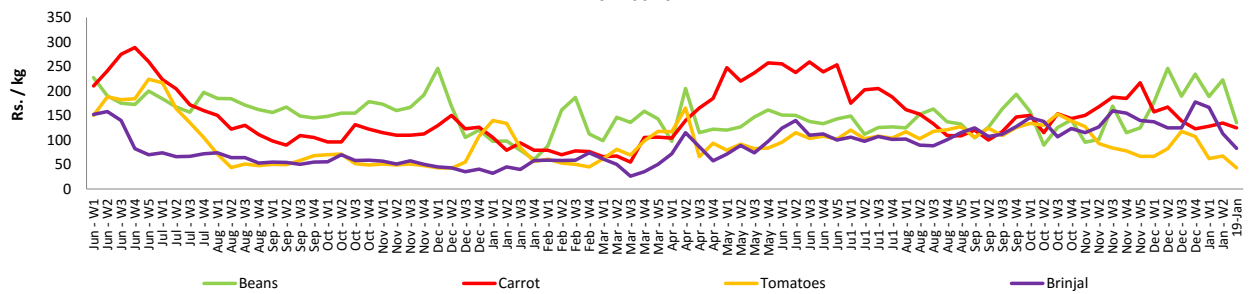
- Price increased by more than 5% compared to previous week average price.
- Price decreased by more than 5% compared to previous week average price.

Retail Prices

Pettah



Dambulla



Wholesale and Retail Prices of Selected Food Commodities - 2018/01/19

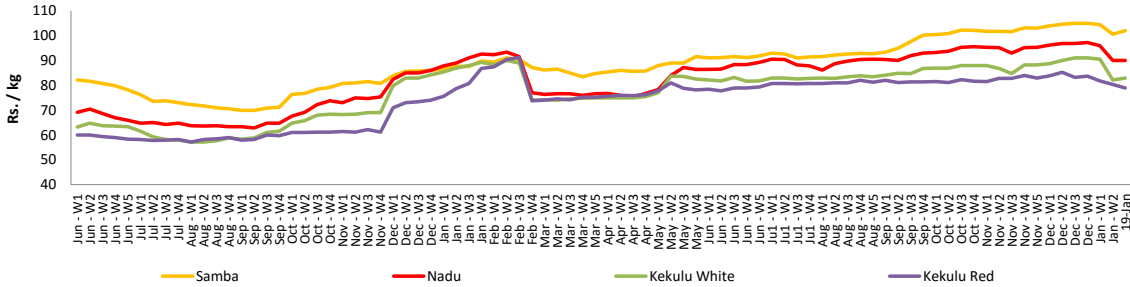
Rice

Item	Unit	Wholesale				Retail	
		Maradaghamula		Pettah		Pettah	
		Previous 5 Days Average	Today	Previous 5 Days Average	Today	Previous 5 Days Average	Today
Samba	Rs./Kg	101.00	102.00	105.00	106.00	111.00	111.00
Nadu	Rs./Kg	90.00	90.00	92.00	92.00	98.00	98.00
Kekulu White	Rs./Kg	85.00	83.00	92.00	92.00	98.00	98.00
Kekulu Red	Rs./Kg	80.00	79.00	82.00	81.00	88.00	87.00

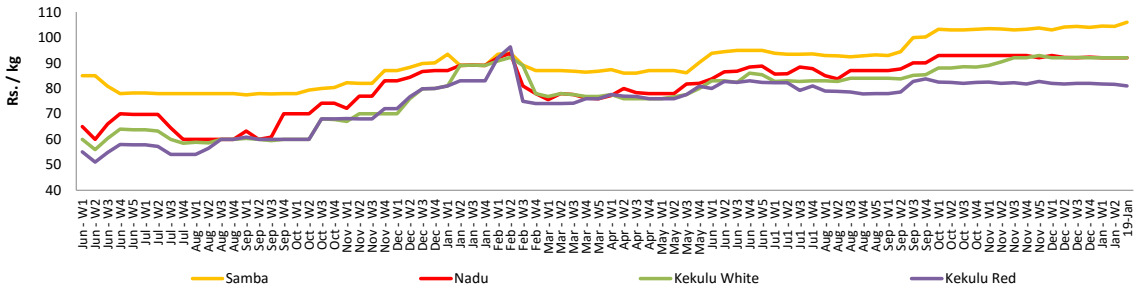
- Price increased by more than 5% compared to previous week average price.
- Price decreased by more than 5% compared to previous week average price.

Wholesale Prices

Marandaghamula

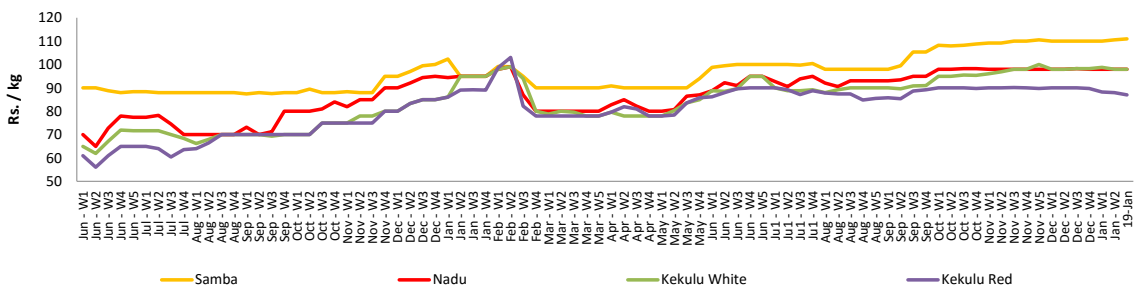


Pettah



Retail Prices

Pettah



Wholesale and Retail Prices of Selected Food Commodities - 2018/01/19

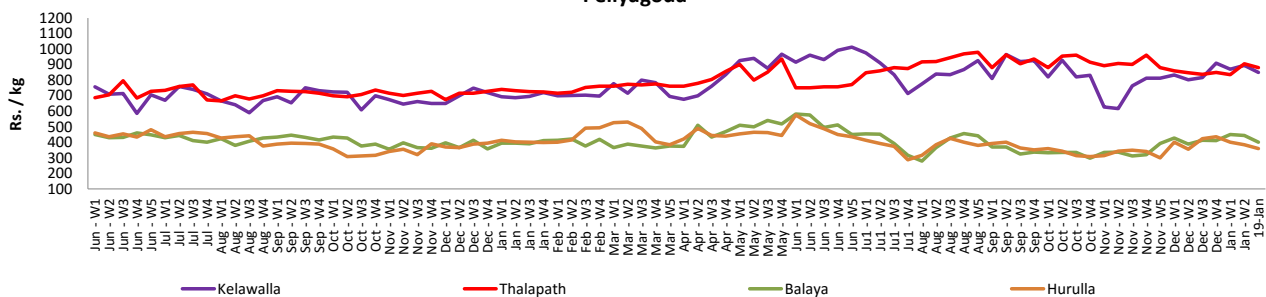
Fish

Item	Unit	Wholesale				Retail			
		Peliyagoda		Negombo		Peliyagoda		Negombo	
		Previous 5 Days Average	Today	Previous 5 Days Average	Today	Previous 5 Days Average	Today	Previous 5 Days Average	Today
Kelawalla	Rs./Kg	546.00	570.00	534.00	540.00	916.00	850.00	788.00	840.00
Thalapath	Rs./Kg	677.00	700.00	638.00	630.00	837.00	880.00	848.00	830.00
Balaya	Rs./Kg	320.00	300.00	276.00	280.00	426.00	400.00	416.00	420.00
Paraw	Rs./Kg	538.00	550.00	532.00	550.00	860.00	900.00	732.00	800.00
Salaya	Rs./Kg	132.00	110.00	100.00	100.00	200.00	160.00	166.00	180.00
Hurulla	Rs./Kg	282.00	260.00	244.00	270.00	384.00	360.00	344.00	350.00

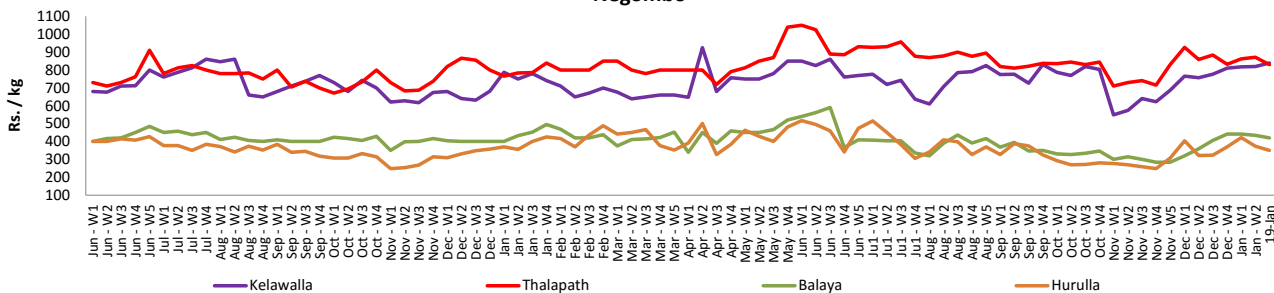
- Price increased by more than 5% compared to previous week average price.
- Price decreased by more than 5% compared to previous week average price.

Retail Prices

Peliyagoda



Negombo



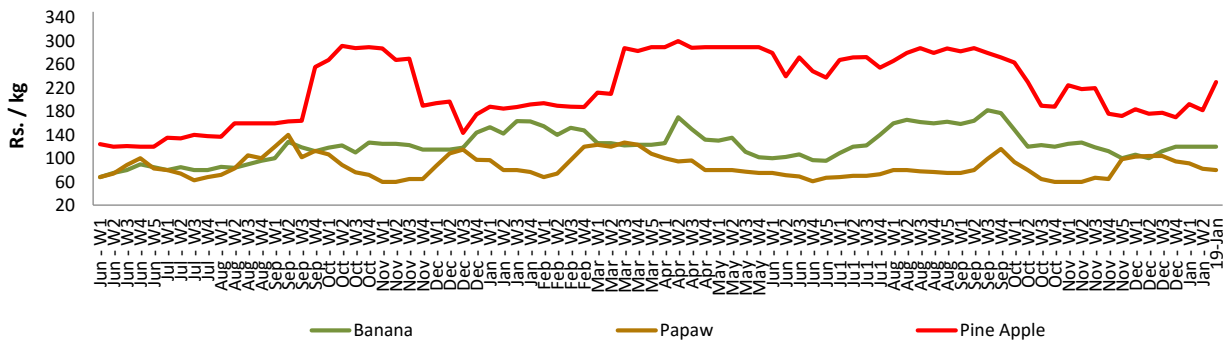
Wholesale and Retail Prices of Selected Food Commodities - 2018/01/19

Fruits

Item	Unit	Wholesale		Retail	
		Pettah			
		Previous 5 Days Average	Today	Previous 5 Days Average	Today
Banana (Sour)	Rs./Kg	83.00	80.00	123.00	120.00
Papaw	Rs./Kg	57.00	50.00	82.00	80.00
Pineapple	Rs./Kg	156.00	180.00	210.00	230.00

- Price increased by more than 5% compared to previous week average price.
- Price decreased by more than 5% compared to previous week average price.

Retail - Pettah



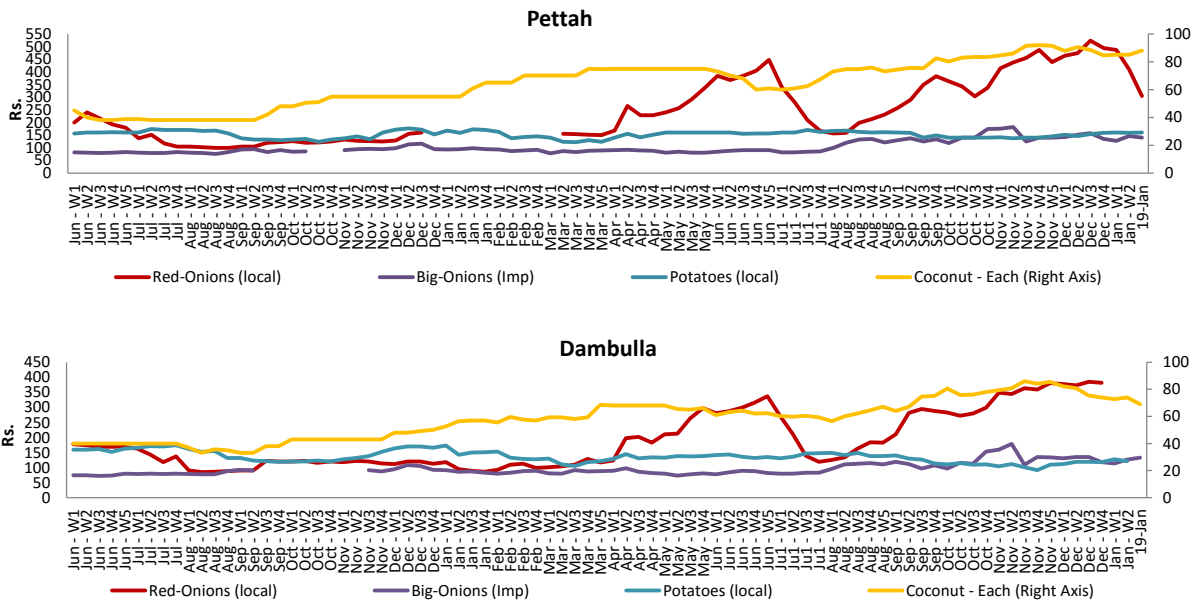
Wholesale and Retail Prices of Selected Food Commodities - 2018/01/19

Other

Item	Unit	Wholesale				Retail			
		Pettah		Dambulla		Pettah		Dambulla	
		Previous 5 Days Average	Today	Previous 5 Days Average	Today	Previous 5 Days Average	Today	Previous 5 Days Average	Today
Red-Onions (local)	Rs./Kg	326.00	217.00	205.00	n.a.	390.00	305.00	218.00	n.a.
Red-Onions (Imp)	Rs./Kg	175.00	220.00	201.00	195.00	238.00	260.00	212.00	208.00
Big-Onions (local)	Rs./Kg	n.a.	n.a.	n.a.	n.a.	n.a.	n.a.	n.a.	n.a.
Big-Onions (Imp)	Rs./Kg	127.00	123.00	119.00	123.00	149.00	140.00	130.00	133.00
Potatoes (local)	Rs./Kg	119.00	122.00	101.00	n.a.	159.00	160.00	114.00	n.a.
Potatoes (Imp)	Rs./Kg	50.00	40.00			73.00	60.00		
Dried Chillies (Imp)	Rs./Kg	209.00	210.00	204.00	213.00	258.00	250.00	216.00	223.00
Coconut	Rs./Nut	77.00	78.00	68.00	63.00	83.00	88.00	74.00	69.00
Coconut oil	Rs./Ltr	340.00	340.00			360.00	360.00		
Dhal	Rs./Kg	115.00	110.00			130.00	130.00		
Sugar	Rs./Kg	103.00	103.00			110.00	110.00		
Eggs	Rs./Each	11.00	11.00			11.95	12.00		
Katta	Rs./Kg	820.00	820.00			850.00	850.00		
Sprats	Rs./Kg	500.00	500.00			550.00	550.00		

- Price increased by more than 5% compared to previous week average price.
- Price decreased by more than 5% compared to previous week average price.

Retail Prices



* Prices of food commodities may vary due to quality and markets among other factors.