

# Daily Price Report

A Summary of Price Developments - 18 January 2018



## Vegetables

- Prices of most varieties of **vegetables decreased** in both **Pettah and Dambulla markets** due to high level of stocks.



## Rice

- **Prices of Samba increased marginally** in **Pettah** market while prices in **Marandaghamula** remained **stable**.



## Fish

- Prices of most varieties of **fish decreased** in both **Negombo and Peliyagoda markets**.



## Fruits

- Prices of **Pineapple** recorded a **significant increase** in **Pettah market** due to an abrupt **supply shortage**.



# Wholesale and Retail Prices of Selected Food Commodities - 2018/01/18

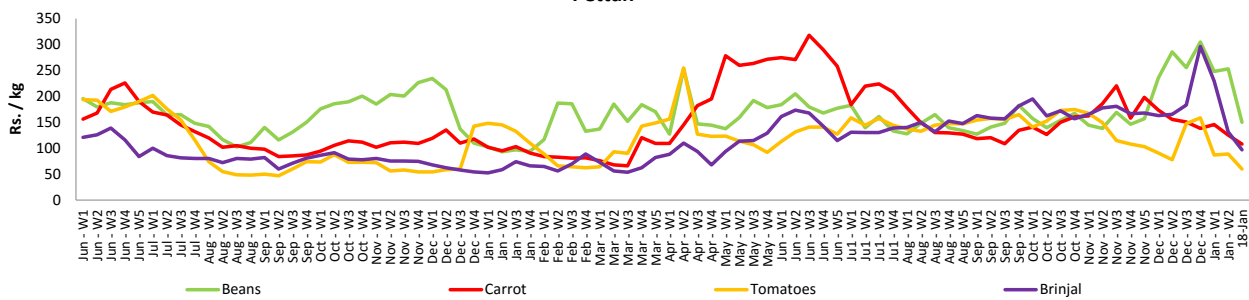
## Vegetables

Item	Unit	Wholesale				Retail			
		Pettah		Dambulla		Pettah		Dambulla	
		Previous 5 Days Average	Today	Previous 5 Days Average	Today	Previous 5 Days Average	Today	Previous 5 Days Average	Today
Beans	Rs./Kg	164.00	120.00	175.00	75.00	202.00	150.00	195.00	95.00
Carrot	Rs./Kg	86.00	75.00	107.00	113.00	120.00	108.00	127.00	133.00
Cabbage	Rs./Kg	49.00	37.00	43.00	33.00	89.00	67.00	63.00	53.00
Tomatoes	Rs./Kg	44.00	25.00	44.00	18.00	77.00	60.00	64.00	38.00
Brinjal	Rs./Kg	79.00	58.00	87.00	65.00	117.00	97.00	107.00	85.00
Pumpkin	Rs./Kg	42.00	40.00	44.00	33.00	69.00	68.00	64.00	53.00
Snake gourd	Rs./Kg	90.00	80.00	62.00	48.00	121.00	113.00	82.00	68.00

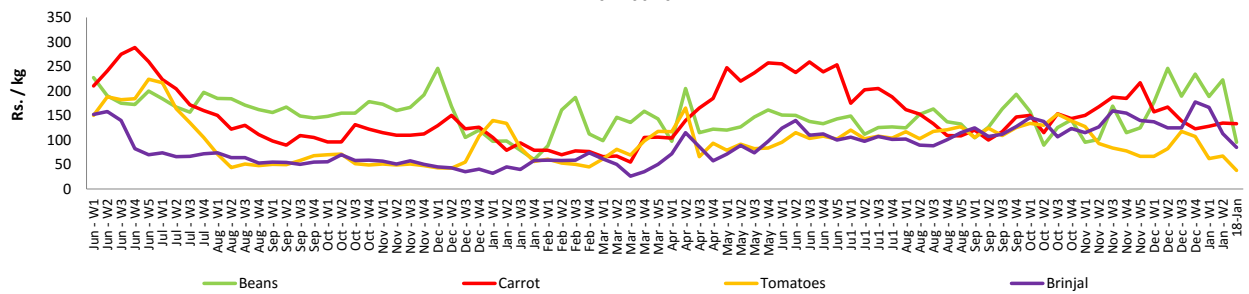
- Price increased by more than 5% compared to previous week average price.
- Price decreased by more than 5% compared to previous week average price.

### Retail Prices

#### Pettah



#### Dambulla



# Wholesale and Retail Prices of Selected Food Commodities - 2018/01/18

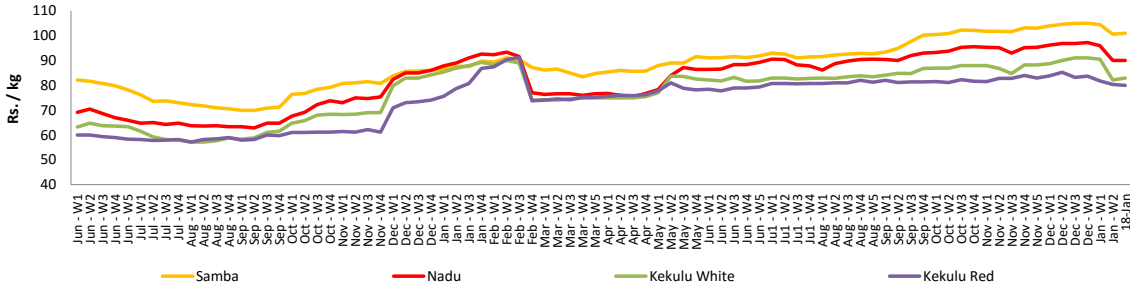
## Rice

Item	Unit	Wholesale				Retail	
		Maradaghamula		Pettah		Pettah	
		Previous 5 Days Average	Today	Previous 5 Days Average	Today	Previous 5 Days Average	Today
Samba	Rs./Kg	101.00	101.00	104.00	108.00	111.00	114.00
Nadu	Rs./Kg	90.00	90.00	92.00	92.00	98.00	98.00
Kekulu White	Rs./Kg	85.00	83.00	92.00	92.00	98.00	98.00
Kekulu Red	Rs./Kg	80.00	80.00	82.00	82.00	88.00	88.00

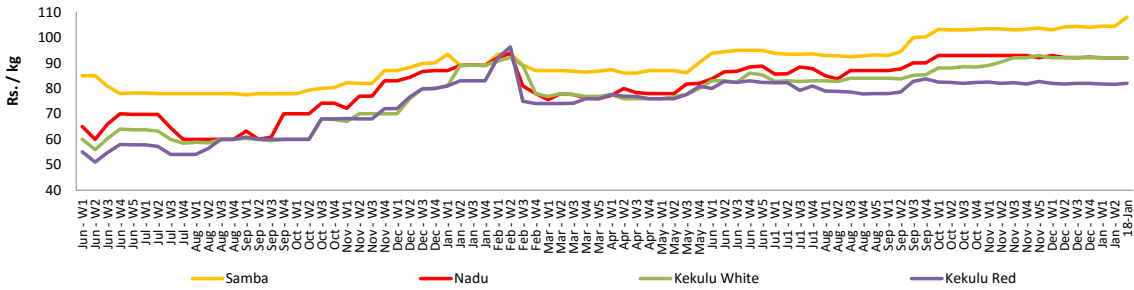
- Price increased by more than 5% compared to previous week average price.
- Price decreased by more than 5% compared to previous week average price.

### Wholesale Prices

#### Marandaghamula

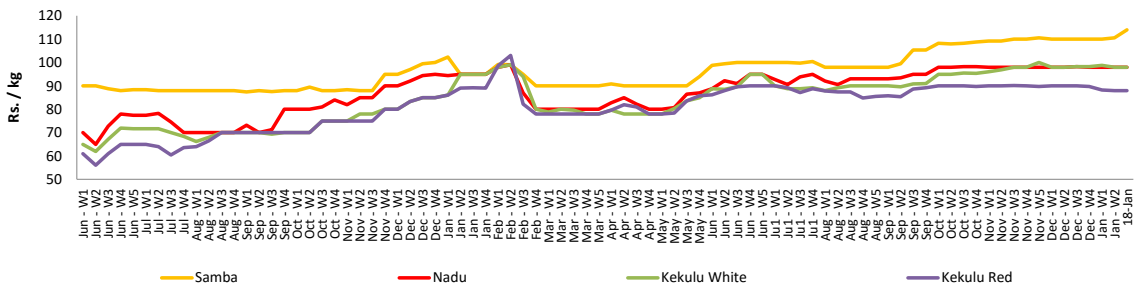


#### Pettah



### Retail Prices

#### Pettah



# Wholesale and Retail Prices of Selected Food Commodities - 2018/01/18

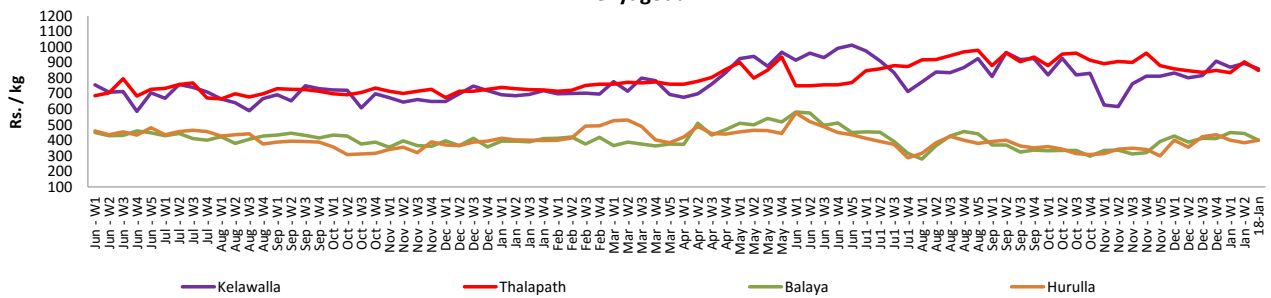
## Fish

Item	Unit	Wholesale				Retail			
		Peliyagoda		Negombo		Peliyagoda		Negombo	
		Previous 5 Days Average	Today	Previous 5 Days Average	Today	Previous 5 Days Average	Today	Previous 5 Days Average	Today
Kelawalla	Rs./Kg	544.00	530.00	532.00	560.00	894.00	860.00	796.00	800.00
Thalapath	Rs./Kg	700.00	680.00	636.00	640.00	847.00	850.00	854.00	850.00
Balaya	Rs./Kg	325.00	300.00	288.00	260.00	433.00	400.00	426.00	400.00
Paraw	Rs./Kg	562.50	500.00	540.00	500.00	920.00	800.00	740.00	700.00
Salaya	Rs./Kg	136.00	120.00	106.00	90.00	208.00	180.00	170.00	160.00
Hurulla	Rs./Kg	280.00	300.00	258.00	230.00	380.00	400.00	354.00	330.00

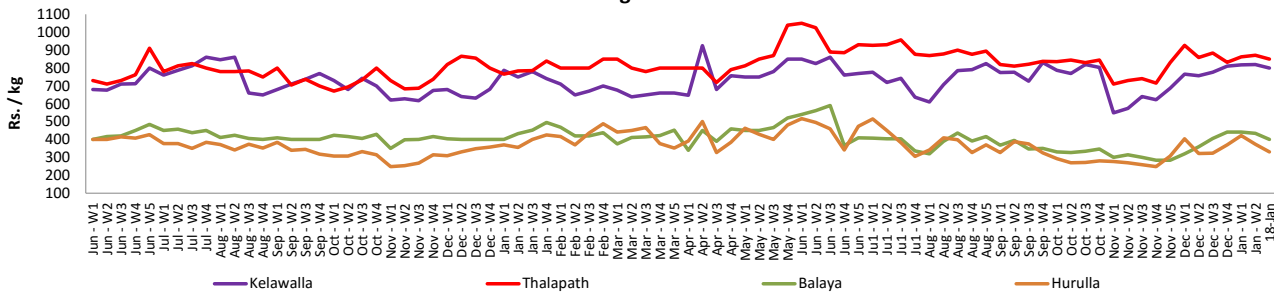
- Price increased by more than 5% compared to previous week average price.
- Price decreased by more than 5% compared to previous week average price.

### Retail Prices

#### Peliyagoda



#### Negombo



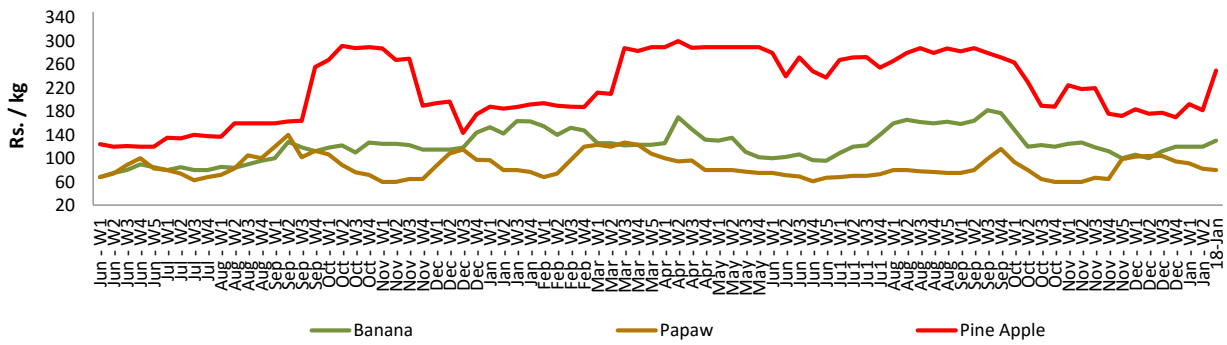
# Wholesale and Retail Prices of Selected Food Commodities - 2018/01/18

## Fruits

Item	Unit	Wholesale		Retail	
		Pettah			
		Previous 5 Days Average	Today	Previous 5 Days Average	Today
Banana (Sour)	Rs./Kg	81.00	90.00	121.00	130.00
Papaw	Rs./Kg	57.00	60.00	82.00	80.00
Pineapple	Rs./Kg	150.00	170.00	196.00	250.00

- Price increased by more than 5% compared to previous week average price.
- Price decreased by more than 5% compared to previous week average price.

Retail - Pettah



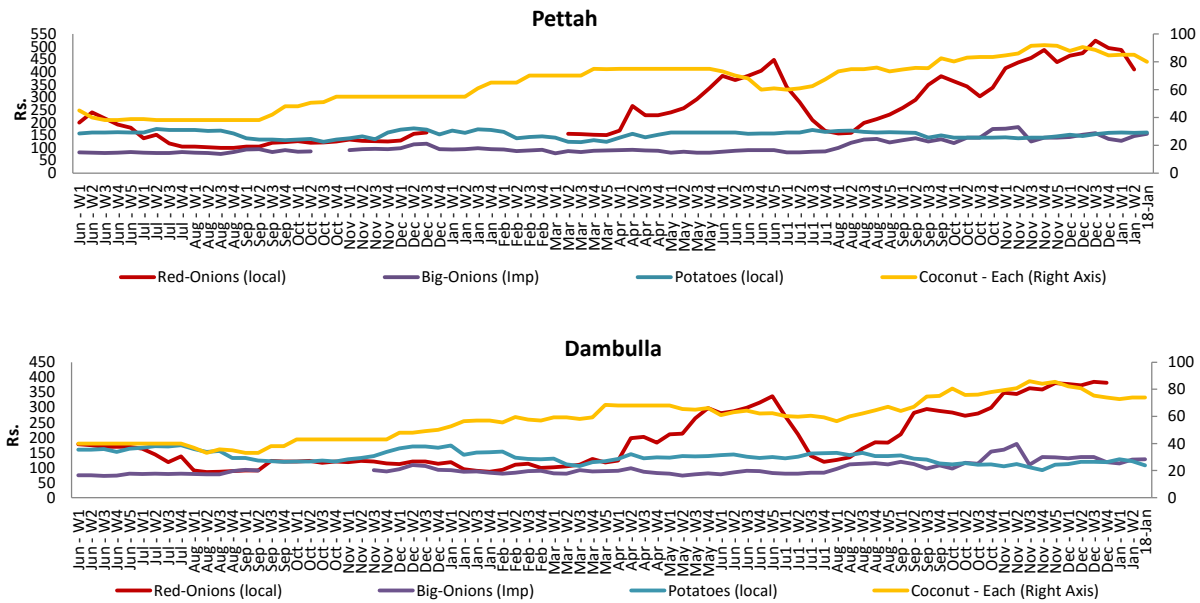
# Wholesale and Retail Prices of Selected Food Commodities - 2018/01/18

## Other

Item	Unit	Wholesale				Retail			
		Pettah		Dambulla		Pettah		Dambulla	
		Previous 5 Days Average	Today	Previous 5 Days Average	Today	Previous 5 Days Average	Today	Previous 5 Days Average	Today
Red-Onions (local)	Rs./Kg	326.00	n.a.	195.00	n.a.	390.00	n.a.	208.00	n.a.
Red-Onions (Imp)	Rs./Kg	176.00	165.00	207.00	165.00	240.00	230.00	218.00	178.00
Big-Onions (local)	Rs./Kg	n.a.	n.a.	n.a.	n.a.	n.a.	n.a.	n.a.	n.a.
Big-Onions (Imp)	Rs./Kg	127.00	128.00	118.00	115.00	147.00	155.00	129.00	128.00
Potatoes (local)	Rs./Kg	119.00	120.00	103.00	95.00	159.00	160.00	116.00	108.00
Potatoes (Imp)	Rs./Kg	52.00	45.00			76.00	65.00		
Dried Chillies (Imp)	Rs./Kg	209.00	210.00	207.00	203.00	258.00	260.00	219.00	213.00
Coconut	Rs./Nut	78.00	75.00	68.00	68.00	84.00	80.00	74.00	74.00
Coconut oil	Rs./Ltr	340.00	340.00			360.00	360.00		
Dhal	Rs./Kg	115.00	115.00			130.00	130.00		
Sugar	Rs./Kg	103.00	103.00			110.00	110.00		
Eggs	Rs./Each	11.00	11.00			11.95	12.00		
Katta	Rs./Kg	820.00	820.00			850.00	850.00		
Sprats	Rs./Kg	500.00	500.00			550.00	550.00		

- Price increased by more than 5% compared to previous week average price.
- Price decreased by more than 5% compared to previous week average price.

### Retail Prices



\* Prices of food commodities may vary due to quality and markets among other factors.