

Daily Price Report

A Summary of Price Developments - 17 January 2018



Vegetables

- Prices of most varieties of **vegetables decreased** in both **Pettah and Dambulla markets** due to high level of stocks being received.



Rice

- **Wholesale price of Kekulu (White)** which **indicated a decline** in **Marandaghamula** market in last week has **increased** again.



Fruits

- Prices of **Pineapple** recorded a **significant increase** in **Pettah market** due to an abrupt **supply shortage**.



Other

- Retail prices of **Coconut decreased** in both **Pettah and Dambulla** markets by a range of **6 to 8 percent** compared with previous 5 days average.



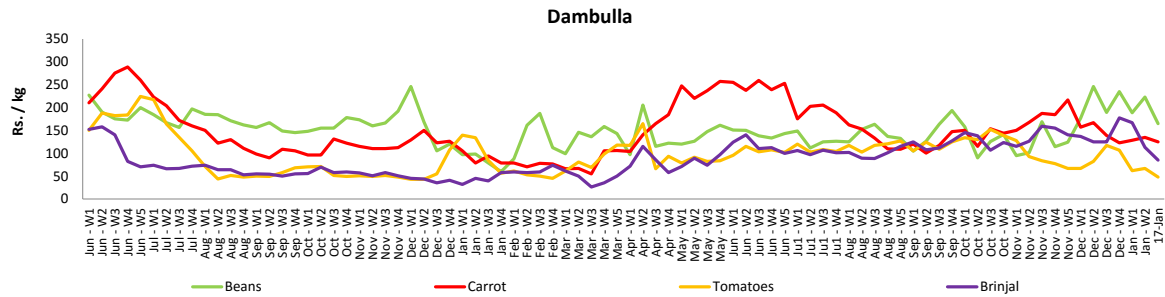
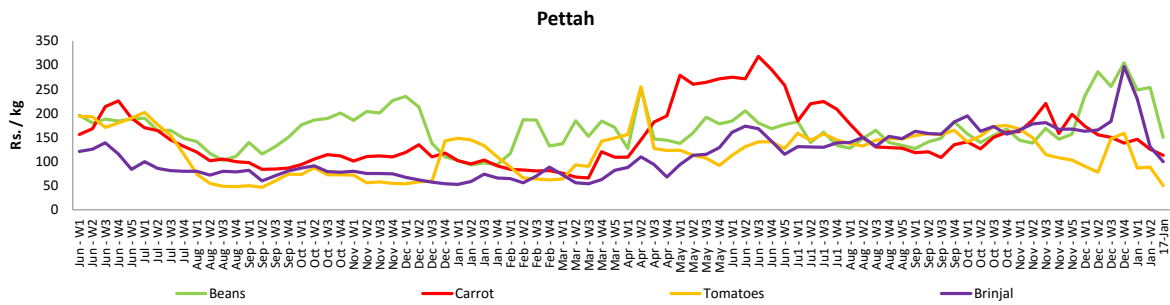
Wholesale and Retail Prices of Selected Food Commodities - 2018/01/17

Vegetables

Item	Unit	Wholesale				Retail			
		Pettah		Dambulla		Pettah		Dambulla	
		Previous 5 Days Average	Today	Previous 5 Days Average	Today	Previous 5 Days Average	Today	Previous 5 Days Average	Today
Beans	Rs./Kg	189.00	110.00	183.00	145.00	228.00	150.00	203.00	165.00
Carrot	Rs./Kg	89.00	80.00	107.00	105.00	124.00	113.00	127.00	125.00
Cabbage	Rs./Kg	54.00	40.00	48.00	23.00	95.00	73.00	68.00	43.00
Tomatoes	Rs./Kg	49.00	30.00	47.00	28.00	86.00	50.00	67.00	48.00
Brinjal	Rs./Kg	82.00	70.00	93.00	65.00	123.00	100.00	113.00	85.00
Pumpkin	Rs./Kg	42.00	43.00	41.00	53.00	70.00	68.00	61.00	73.00
Snake gourd	Rs./Kg	92.00	83.00	62.00	58.00	124.00	110.00	82.00	78.00

- Price increased by more than 5% compared to previous week average price.
- Price decreased by more than 5% compared to previous week average price.

Retail Prices



Wholesale and Retail Prices of Selected Food Commodities - 2018/01/17

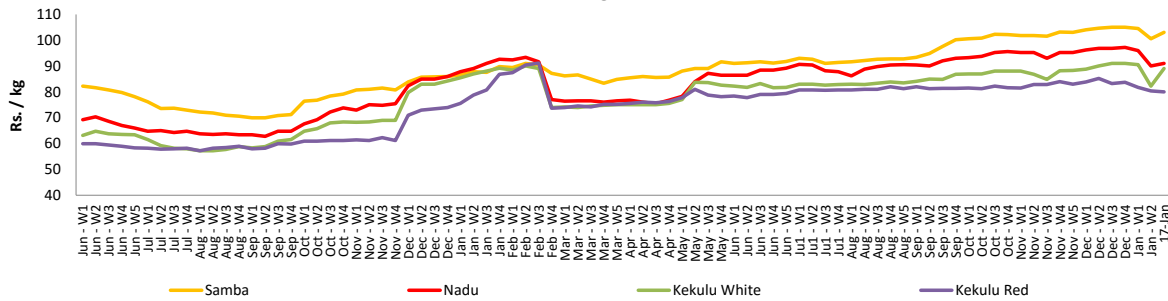
Rice

Item	Unit	Wholesale				Retail	
		Maradaghamula		Pettah		Pettah	
		Previous 5 Days Average	Today	Previous 5 Days Average	Today	Previous 5 Days Average	Today
Samba	Rs./Kg	101.00	103.00	104.00	104.00	111.00	110.00
Nadu	Rs./Kg	90.00	91.00	92.00	92.00	98.00	98.00
Kekulu White	Rs./Kg	84.00	89.00	92.00	92.00	98.00	98.00
Kekulu Red	Rs./Kg	80.00	80.00	82.00	82.00	88.00	88.00

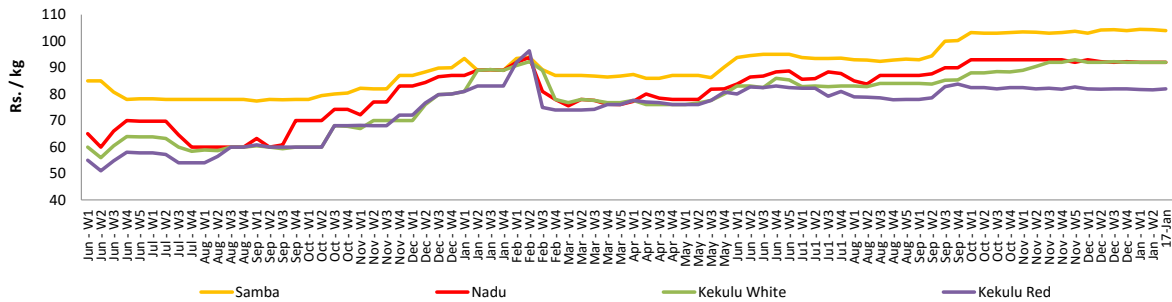
- Price increased by more than 5% compared to previous week average price.
- Price decreased by more than 5% compared to previous week average price.

Wholesale Prices

Maradaghamula

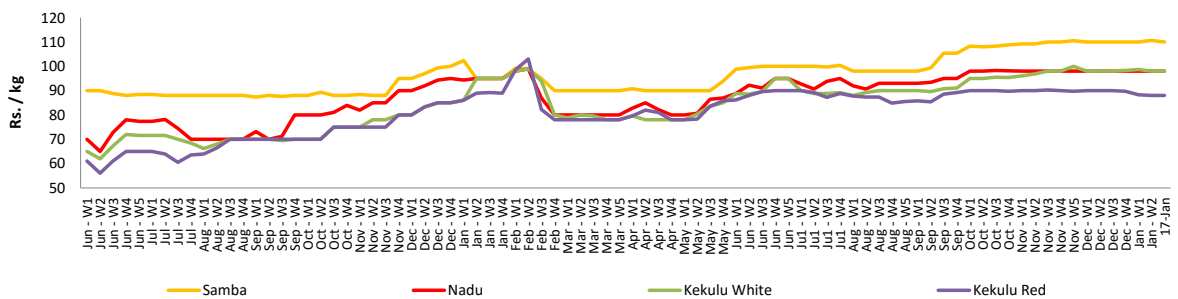


Pettah



Retail Prices

Pettah



Wholesale and Retail Prices of Selected Food Commodities - 2018/01/17

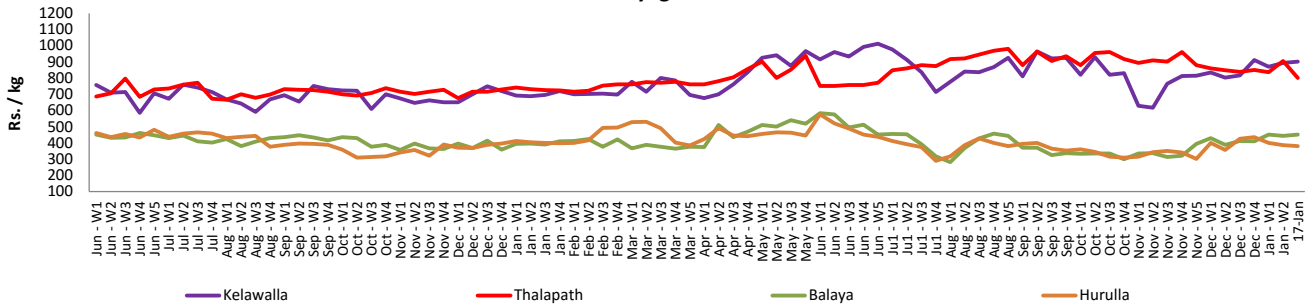
Fish

Item	Unit	Wholesale				Retail			
		Peliyagoda		Negombo		Peliyagoda		Negombo	
		Previous 5 Days Average	Today	Previous 5 Days Average	Today	Previous 5 Days Average	Today	Previous 5 Days Average	Today
Kelawalla	Rs./Kg	544.00	550.00	538.00	520.00	902.00	900.00	808.00	780.00
Thalapath	Rs./Kg	783.00	650.00	628.00	670.00	913.00	800.00	856.00	870.00
Balaya	Rs./Kg	313.00	350.00	292.00	280.00	420.00	450.00	430.00	420.00
Paraw	Rs./Kg	575.00	550.00	540.00	540.00	925.00	880.00	740.00	740.00
Salaya	Rs./Kg	136.00	140.00	104.00	110.00	208.00	200.00	168.00	180.00
Hurulla	Rs./Kg	284.00	280.00	260.00	250.00	384.00	380.00	360.00	350.00

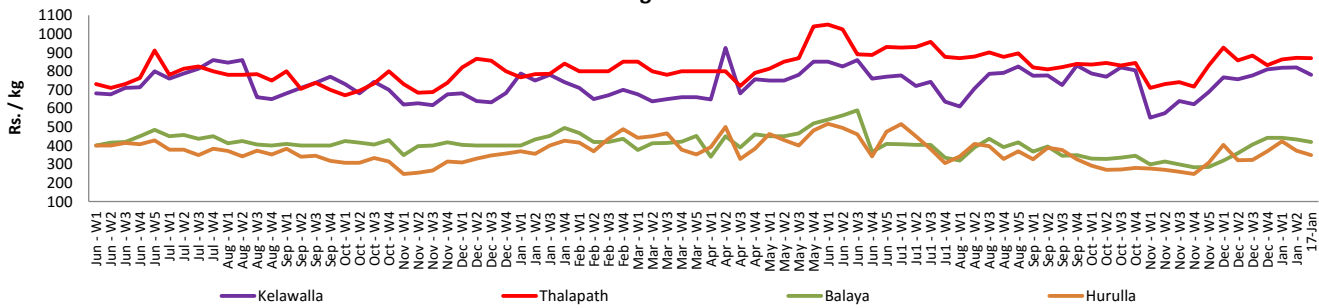
- Price increased by more than 5% compared to previous week average price.
- Price decreased by more than 5% compared to previous week average price.

Retail Prices

Peliyagoda



Negombo



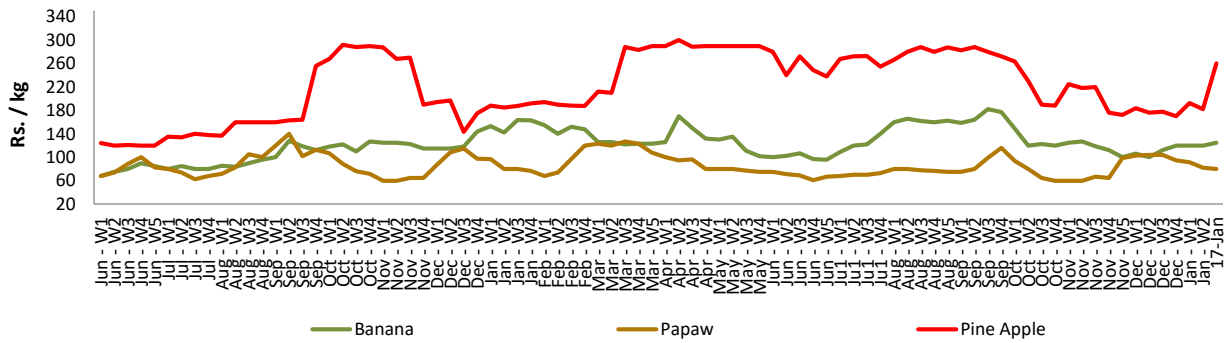
Wholesale and Retail Prices of Selected Food Commodities - 2018/01/17

Fruits

Item	Unit	Wholesale		Retail	
		Pettah			
		Previous 5 Days Average	Today	Previous 5 Days Average	Today
Banana (Sour)	Rs./Kg	80.00	85.00	120.00	125.00
Papaw	Rs./Kg	57.00	60.00	82.00	80.00
Pineapple	Rs./Kg	138.00	200.00	182.00	260.00

- Price increased by more than 5% compared to previous week average price.
- Price decreased by more than 5% compared to previous week average price.

Retail - Pettah



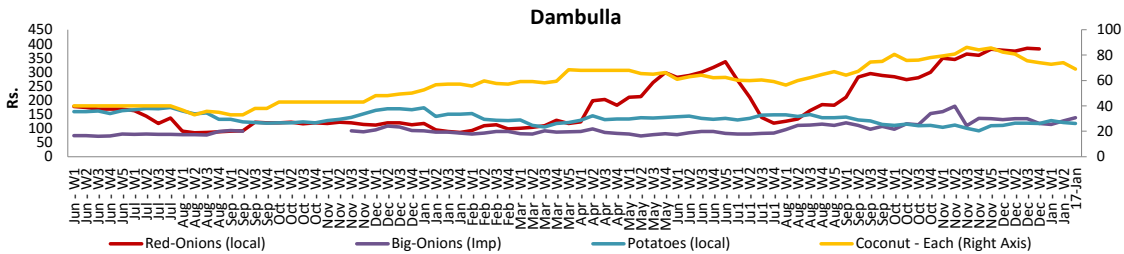
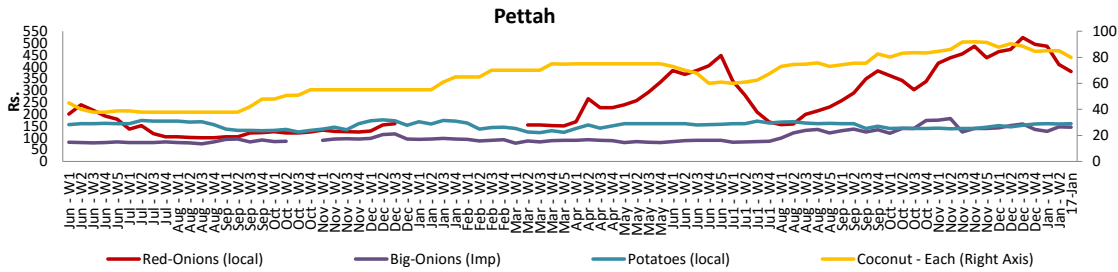
Wholesale and Retail Prices of Selected Food Commodities - 2018/01/17

Other

Item	Unit	Wholesale				Retail			
		Pettah		Dambulla		Pettah		Dambulla	
		Previous 5 Days Average	Today	Previous 5 Days Average	Today	Previous 5 Days Average	Today	Previous 5 Days Average	Today
Red-Onions (local)	Rs./Kg	329.00	320.00	192.00	n.a.	395.00	380.00	205.00	n.a.
Red-Onions (Imp)	Rs./Kg	176.00	180.00	207.00	205.00	238.00	240.00	218.00	218.00
Big-Onions (local)	Rs./Kg	n.a.	n.a.	n.a.	n.a.	n.a.	n.a.	n.a.	n.a.
Big-Onions (Imp)	Rs./Kg	127.00	125.00	118.00	128.00	146.00	145.00	129.00	138.00
Potatoes (local)	Rs./Kg	119.00	120.00	105.00	105.00	159.00	160.00	117.00	118.00
Potatoes (Imp)	Rs./Kg	54.00	45.00			79.00	65.00		
Dried Chillies (Imp)	Rs./Kg	209.00	210.00	209.00	203.00	258.00	260.00	222.00	213.00
Coconut	Rs./Nut	79.00	75.00	69.00	63.00	85.00	80.00	75.00	69.00
Coconut oil	Rs./Ltr	340.00	340.00			360.00	360.00		
Dhal	Rs./Kg	115.00	115.00			129.00	130.00		
Sugar	Rs./Kg	103.00	103.00			110.00	110.00		
Eggs	Rs./Each	11.00	11.00			11.95	12.00		
Katta	Rs./Kg	820.00	820.00			850.00	850.00		
Sprats	Rs./Kg	500.00	500.00			550.00	550.00		

- Price increased by more than 5% compared to previous week average price.
- Price decreased by more than 5% compared to previous week average price.

Retail Prices



* Prices of food commodities may vary due to quality and markets among other factors.