

Daily Price Report

A Summary of Price Developments - 16 January 2018



Vegetables

- Prices of most varieties of **vegetables decreased** in both **Pettah and Dambulla markets** due to high level of stocks being reached.



Rice

- **Wholesale price of Kekulu (White)** which **indicated a decline** in last week has now **increased and settled** around **Rs. 90**.



Fish

- Prices of most varieties of demonstrated **mixed movements** in **both Negombo and Peliyagoda markets**.



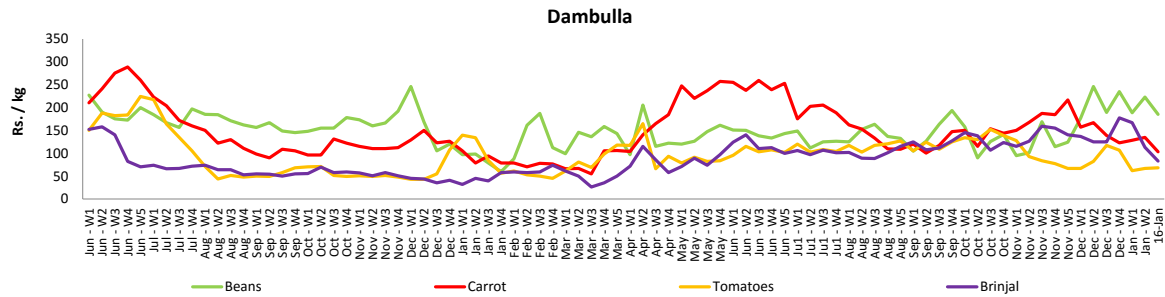
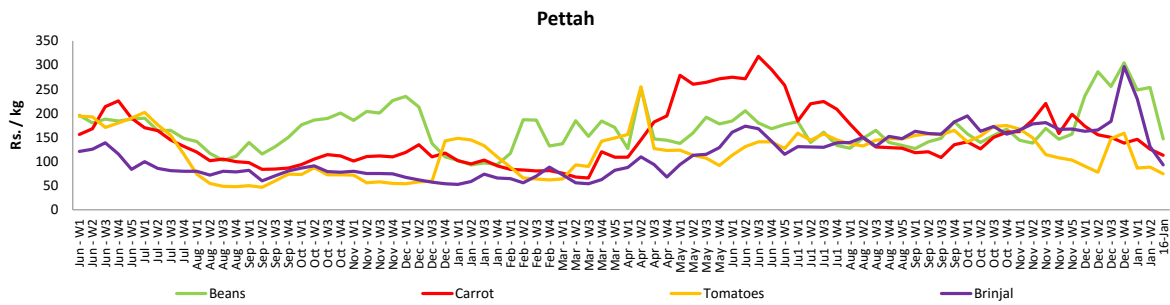
Wholesale and Retail Prices of Selected Food Commodities - 2018/01/16

Vegetables

Item	Unit	Wholesale				Retail			
		Pettah		Dambulla		Pettah		Dambulla	
		Previous 5 Days Average	Today	Previous 5 Days Average	Today	Previous 5 Days Average	Today	Previous 5 Days Average	Today
Beans	Rs./Kg	213.00	117.00	203.00	165.00	253.00	147.00	223.00	185.00
Carrot	Rs./Kg	92.00	80.00	115.00	83.00	126.00	113.00	135.00	103.00
Cabbage	Rs./Kg	60.00	40.00	51.00	33.00	100.00	80.00	71.00	53.00
Tomatoes	Rs./Kg	51.00	40.00	47.00	48.00	89.00	75.00	67.00	68.00
Brinjal	Rs./Kg	89.00	60.00	93.00	63.00	131.00	93.00	113.00	83.00
Pumpkin	Rs./Kg	43.00	40.00	41.00	38.00	73.00	60.00	61.00	58.00
Snake gourd	Rs./Kg	95.00	80.00	62.00	55.00	128.00	113.00	82.00	75.00

- Price increased by more than 5% compared to previous week average price.
- Price decreased by more than 5% compared to previous week average price.

Retail Prices



Wholesale and Retail Prices of Selected Food Commodities - 2018/01/16

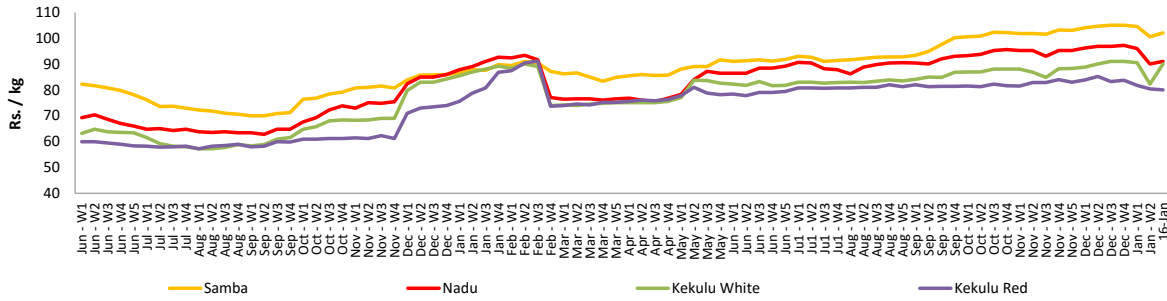
Rice

Item	Unit	Wholesale				Retail	
		Maradaghamula		Pettah		Pettah	
		Previous 5 Days Average	Today	Previous 5 Days Average	Today	Previous 5 Days Average	Today
Samba	Rs./Kg	101.00	102.00	104.00	104.00	111.00	110.00
Nadu	Rs./Kg	90.00	91.00	92.00	92.00	98.00	98.00
Kekulu White	Rs./Kg	82.00	90.00	92.00	92.00	98.00	98.00
Kekulu Red	Rs./Kg	80.00	80.00	82.00	82.00	88.00	88.00

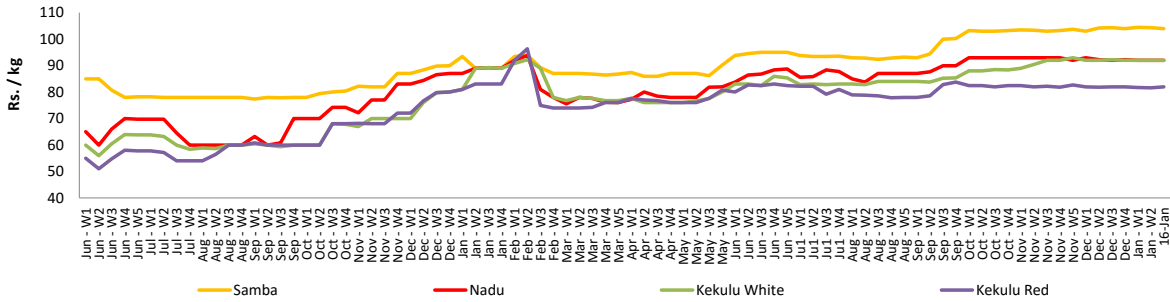
- Price increased by more than 5% compared to previous week average price.
- Price decreased by more than 5% compared to previous week average price.

Wholesale Prices

Maradaghamula

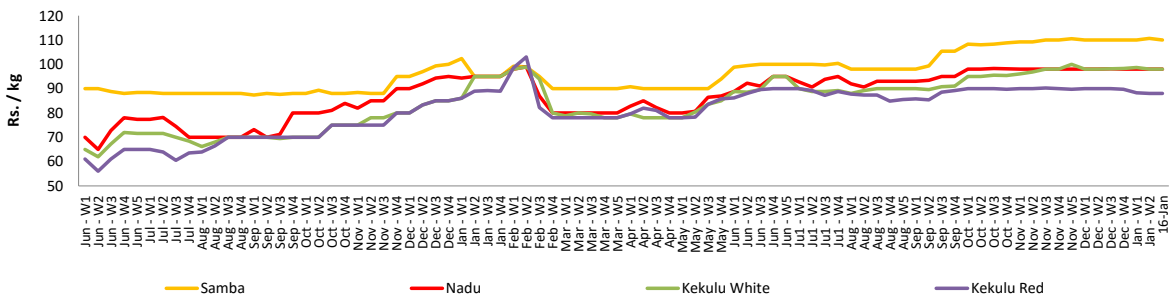


Pettah



Retail Prices

Pettah



Wholesale and Retail Prices of Selected Food Commodities - 2018/01/16

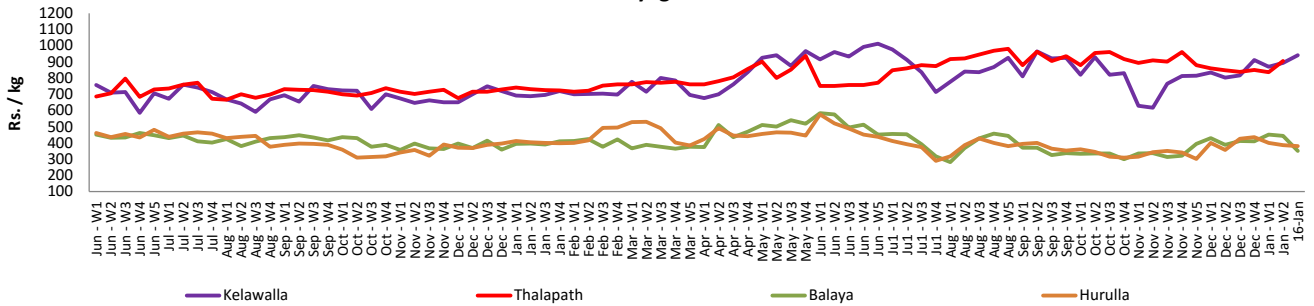
Fish

Item	Unit	Wholesale				Retail			
		Peliyagoda		Negombo		Peliyagoda		Negombo	
		Previous 5 Days Average	Today	Previous 5 Days Average	Today	Previous 5 Days Average	Today	Previous 5 Days Average	Today
Kelawalla	Rs./Kg	538.00	550.00	544.00	520.00	894.00	940.00	820.00	780.00
Thalapath	Rs./Kg	763.00	n.a.	632.00	620.00	905.00	n.a.	872.00	820.00
Balaya	Rs./Kg	333.00	250.00	296.00	280.00	443.00	350.00	434.00	420.00
Paraw	Rs./Kg	588.00	550.00	536.00	540.00	930.00	880.00	732.00	740.00
Salaya	Rs./Kg	136.00	140.00	104.00	120.00	208.00	200.00	164.00	200.00
Hurulla	Rs./Kg	285.00	280.00	274.00	230.00	385.00	380.00	374.00	330.00

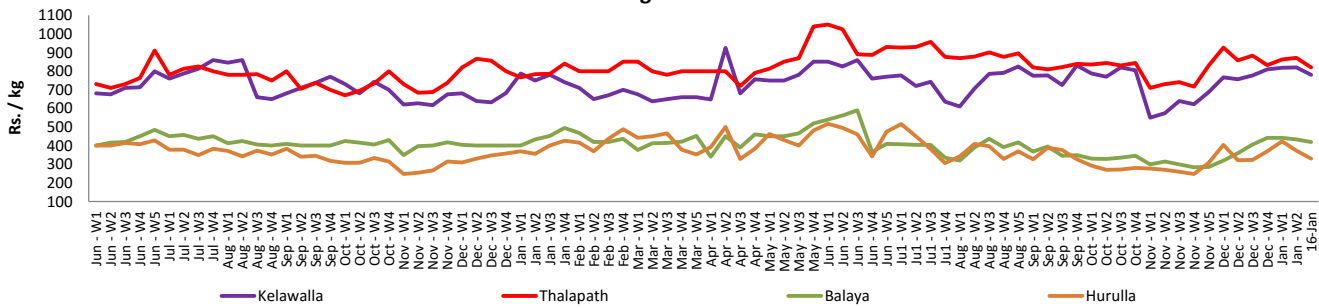
- Price increased by more than 5% compared to previous week average price.
- Price decreased by more than 5% compared to previous week average price.

Retail Prices

Peliyagoda



Negombo



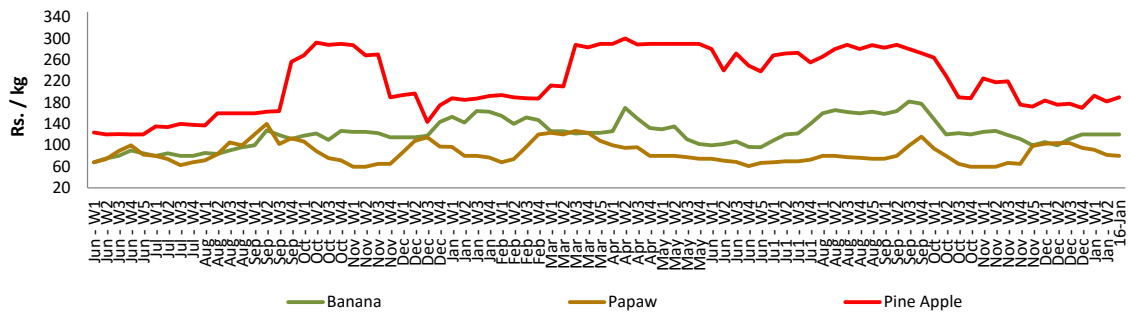
Wholesale and Retail Prices of Selected Food Commodities - 2018/01/16

Fruits

Item	Unit	Wholesale		Retail	
		Pettah			
		Previous 5 Days Average	Today	Previous 5 Days Average	Today
Banana (Sour)	Rs./Kg	80.00	80.00	120.00	120.00
Papaw	Rs./Kg	57.00	60.00	82.00	80.00
Pineapple	Rs./Kg	137.00	150.00	182.00	190.00

- Price increased by more than 5% compared to previous week average price.
- Price decreased by more than 5% compared to previous week average price.

Retail - Pettah



Wholesale and Retail Prices of Selected Food Commodities - 2018/01/16

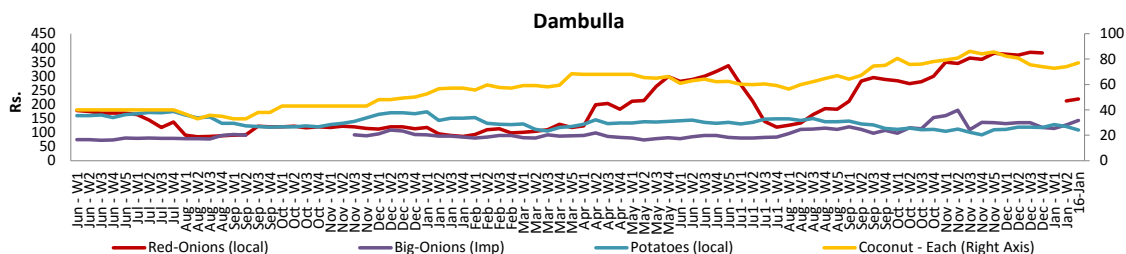
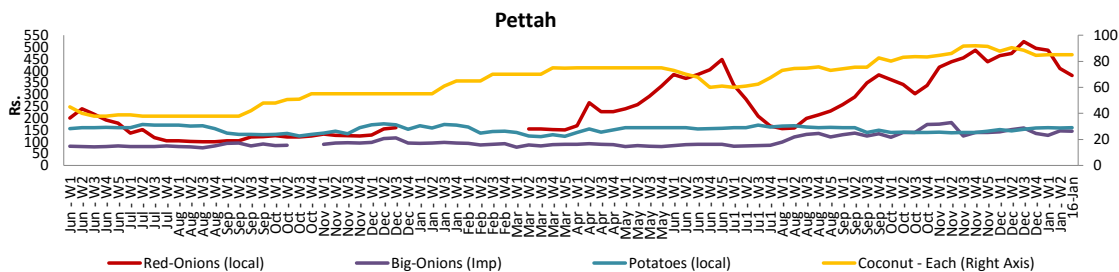
Other

Item	Unit	Wholesale				Retail			
		Pettah		Dambulla		Pettah		Dambulla	
		Previous 5 Days Average	Today	Previous 5 Days Average	Today	Previous 5 Days Average	Today	Previous 5 Days Average	Today
Red-Onions (local)	Rs./Kg	337.00	320.00	198.00	205.00	410.00	380.00	211.00	218.00
Red-Onions (Imp)	Rs./Kg	181.00	180.00	215.00	225.00	240.00	240.00	226.00	238.00
Big-Onions (local)	Rs./Kg	n.a.	n.a.	n.a.	n.a.	n.a.	n.a.	n.a.	n.a.
Big-Onions (Imp)	Rs./Kg	128.00	125.00	116.00	133.00	146.60	145.00	127.00	143.00
Potatoes (local)	Rs./Kg	119.00	120.00	109.00	95.00	159.00	160.00	121.00	108.00
Potatoes (Imp)	Rs./Kg	55.00	50.00			80.00	75.00		
Dried Chillies (Imp)	Rs./Kg	209.00	210.00	209.00	205.00	257.00	260.00	222.00	218.00
Coconut	Rs./Nut	79.00	77.00	68.00	71.00	85.00	85.00	74.00	77.00
Coconut oil	Rs./Ltr	340.00	340.00			360.00	360.00		
Dhal	Rs./Kg	114.60	115.00			129.00	130.00		
Sugar	Rs./Kg	103.00	103.00			110.00	110.00		
Eggs	Rs./Each	11.00	11.00			11.95	12.00		
Katta	Rs./Kg	820.00	820.00			850.00	850.00		
Sprats	Rs./Kg	500.00	500.00			550.00	550.00		

Price increased by more than 5% compared to previous week average price.

Price decreased by more than 5% compared to previous week average price.

Retail Prices



* Prices of food commodities may vary due to quality and markets among other factors.