

Daily Price Report

A Summary of Price Developments - 12 January 2018



Vegetables

- Prices of most varieties of **vegetables decreased** in **Pettah market** due to high level of stocks being received while **mixed movements** are demonstrated in **Dambulla market**.



Rice

- **Wholesale price** of **Kekulu (White and Red) rice** continued the **declining trend** observed in the beginning of the week.
- However, prices of **Samba** **increased marginally** in **Pettah** market.



Fish

- Prices of most varieties of **fish decreased** in **Negombo** market while price in **Peliyagoda** demonstrated **mixed movements**.



Wholesale and Retail Prices of Selected Food Commodities - 2018/01/12

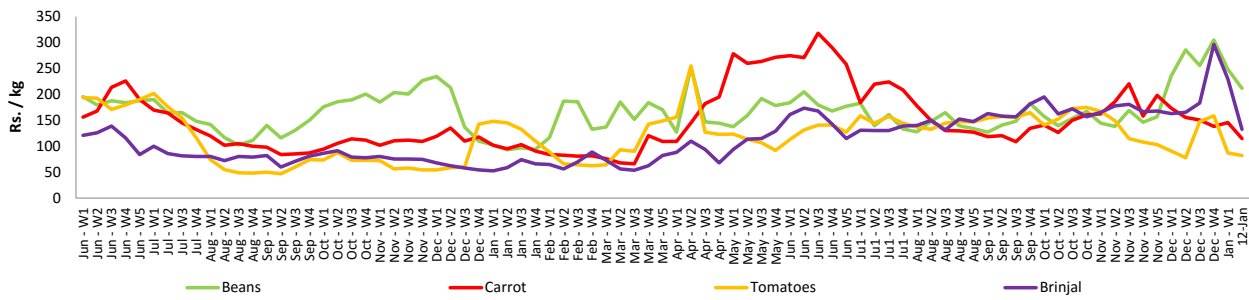
Vegetables

Item	Unit	Wholesale				Retail			
		Pettah		Dambulla		Pettah		Dambulla	
		Previous 5 Days Average	Today	Previous 5 Days Average	Today	Previous 5 Days Average	Today	Previous 5 Days Average	Today
Beans	Rs./Kg	204.00	176.00	180.00	195.00	251.00	212.00	200.00	215.00
Carrot	Rs./Kg	96.00	78.00	107.00	115.00	130.00	115.00	127.00	135.00
Cabbage	Rs./Kg	65.00	42.00	53.00	45.00	107.00	80.00	73.00	65.00
Tomatoes	Rs./Kg	52.00	46.00	44.00	48.00	88.00	82.00	64.00	68.00
Brinjal	Rs./Kg	105.00	83.00	103.00	95.00	144.00	133.00	123.00	115.00
Pumpkin	Rs./Kg	44.00	43.00	39.00	48.00	74.00	70.00	59.00	68.00
Snake gourd	Rs./Kg	96.00	95.00	65.00	68.00	127.00	133.00	85.00	88.00

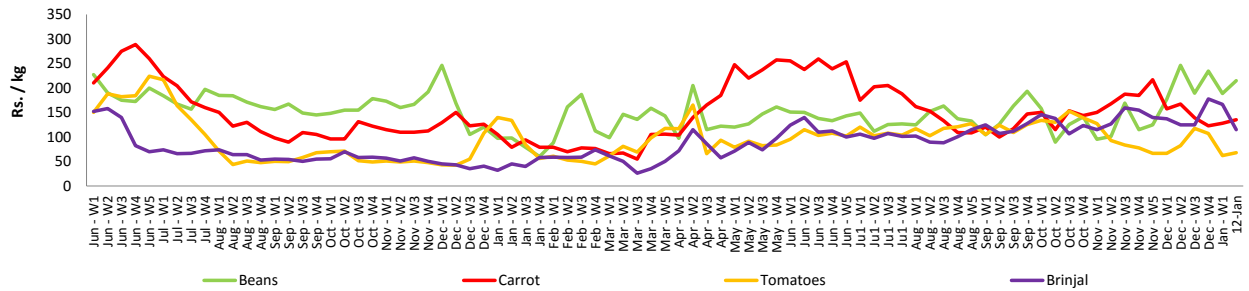
- Price increased by more than 5% compared to previous week average price.
- Price decreased by more than 5% compared to previous week average price.

Retail Prices

Pettah



Dambulla



Wholesale and Retail Prices of Selected Food Commodities - 2018/01/12

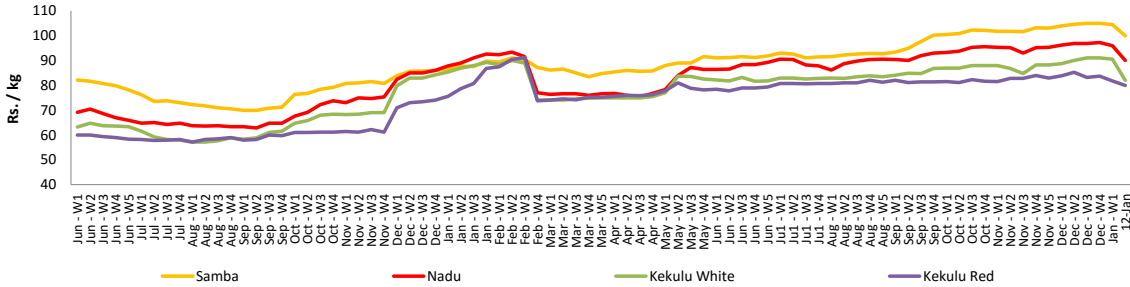
Rice

Item	Unit	Wholesale				Retail	
		Maradaghamula		Pettah		Pettah	
		Previous 5 Days Average	Today	Previous 5 Days Average	Today	Previous 5 Days Average	Today
Samba	Rs./Kg	101.00	100.00	104.00	106.00	110.00	113.00
Nadu	Rs./Kg	91.00	90.00	92.00	92.00	98.00	98.00
Kekulu White	Rs./Kg	84.00	82.00	92.00	92.00	98.00	98.00
Kekulu Red	Rs./Kg	80.60	80.00	82.00	81.00	88.00	88.00

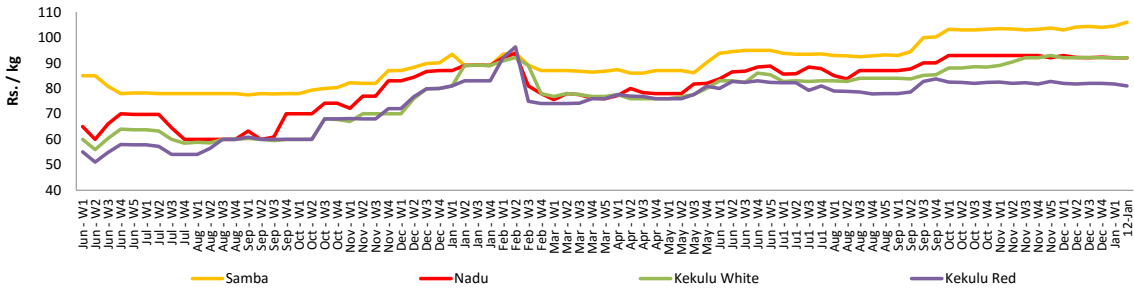
- Price increased by more than 5% compared to previous week average price.
- Price decreased by more than 5% compared to previous week average price.

Wholesale Prices

Marandaghamula

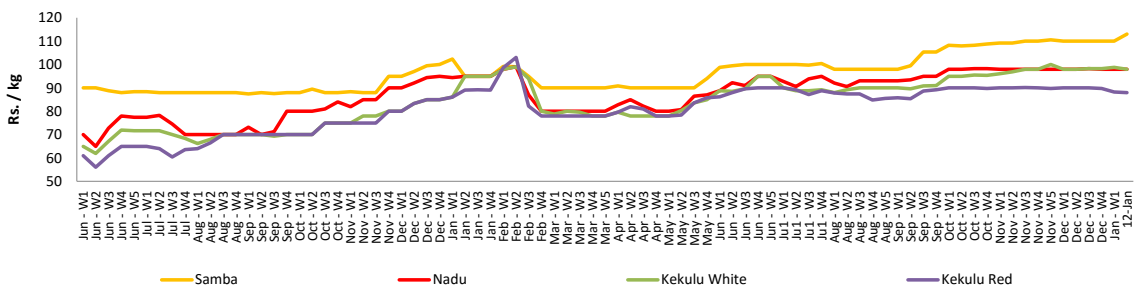


Pettah



Retail Prices

Pettah



Wholesale and Retail Prices of Selected Food Commodities - 2018/01/12

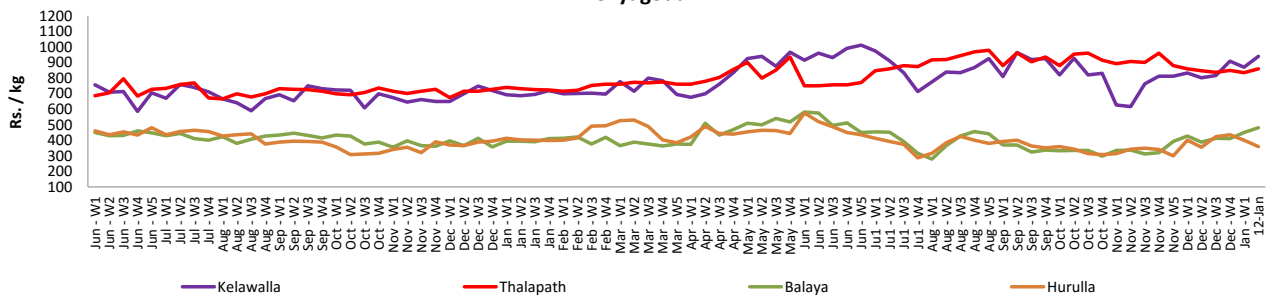
Fish

Item	Unit	Wholesale				Retail			
		Peliyagoda		Negombo		Peliyagoda		Negombo	
		Previous 5 Days Average	Today	Previous 5 Days Average	Today	Previous 5 Days Average	Today	Previous 5 Days Average	Today
Kelawalla	Rs./Kg	524.00	550.00	550.00	520.00	846.00	940.00	832.00	780.00
Thalapath	Rs./Kg	763.00	700.00	634.00	630.00	910.00	860.00	882.00	850.00
Balaya	Rs./Kg	323.00	350.00	300.00	280.00	423.00	480.00	438.00	420.00
Paraw	Rs./Kg	600.00	550.00	528.00	540.00	935.00	880.00	724.00	740.00
Salaya	Rs./Kg	140.00	120.00	114.00	80.00	204.00	220.00	176.00	140.00
Hurulla	Rs./Kg	297.00	250.00	294.00	230.00	393.33	360.00	394.00	330.00

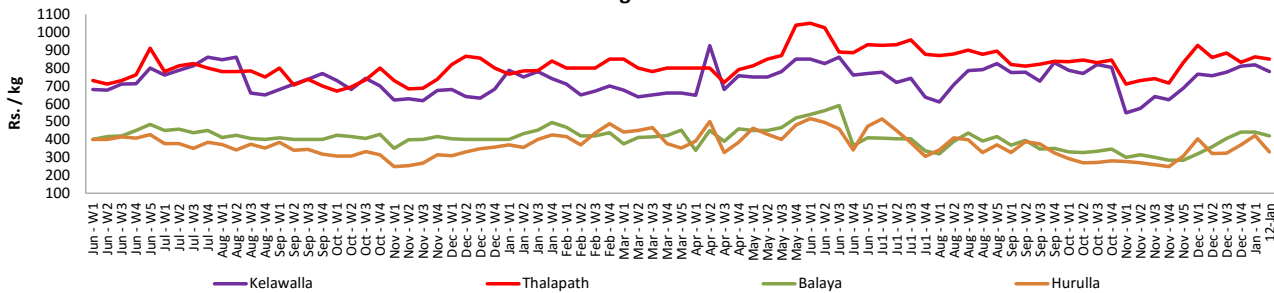
- Price increased by more than 5% compared to previous week average price.
- Price decreased by more than 5% compared to previous week average price.

Retail Prices

Peliyagoda



Negombo



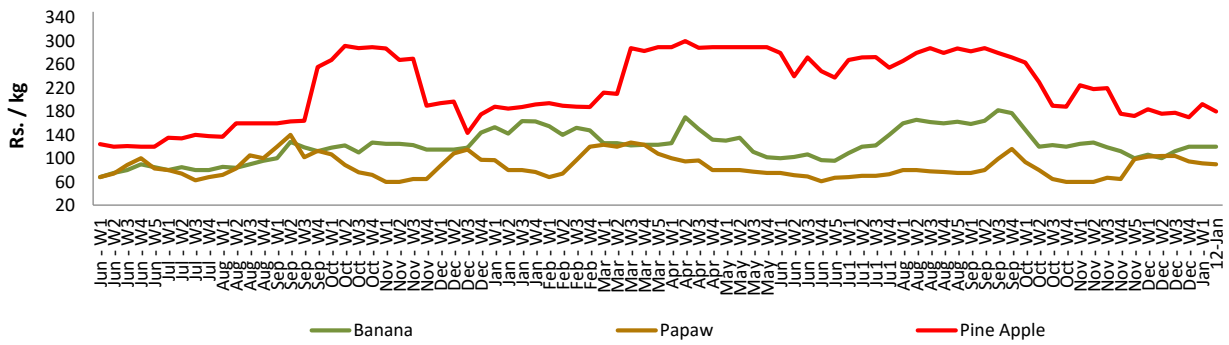
Wholesale and Retail Prices of Selected Food Commodities - 2018/01/12

Fruits

Item	Unit	Wholesale		Retail	
		Pettah			
		Previous 5 Days Average	Today	Previous 5 Days Average	Today
Banana (Sour)	Rs./Kg	80.00	80.00	120.00	120.00
Papaw	Rs./Kg	59.00	60.00	84.00	90.00
Pineapple	Rs./Kg	141.00	140.00	186.00	180.00

- Price increased by more than 5% compared to previous week average price.
- Price decreased by more than 5% compared to previous week average price.

Retail - Pettah



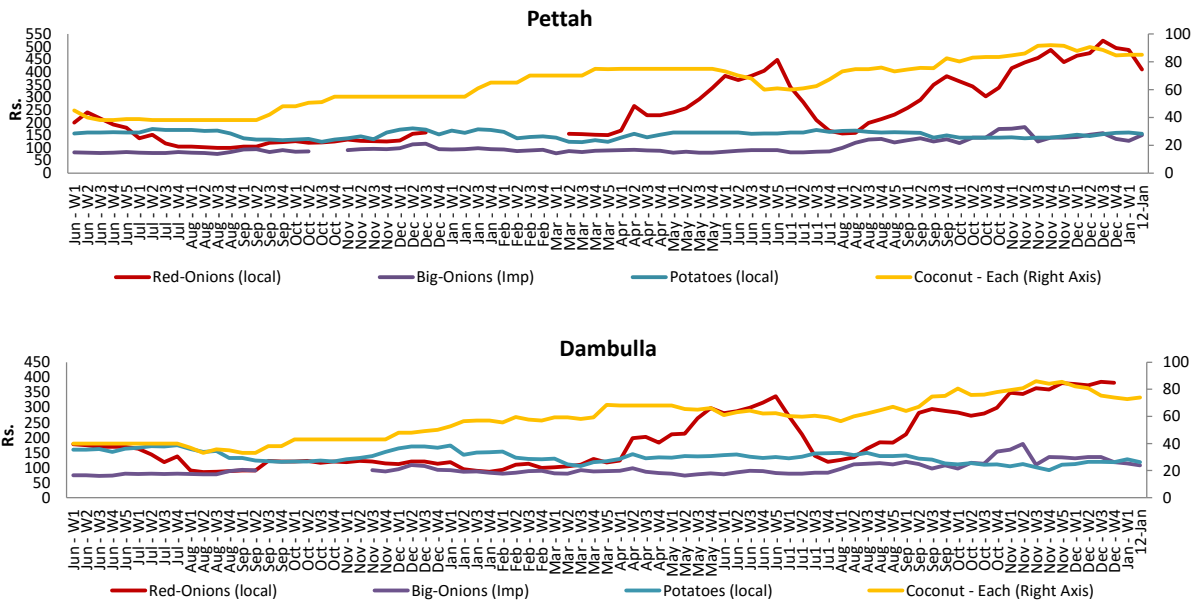
Wholesale and Retail Prices of Selected Food Commodities - 2018/01/12

Other

Item	Unit	Wholesale				Retail			
		Pettah		Dambulla		Pettah		Dambulla	
		Previous 5 Days Average	Today	Previous 5 Days Average	Today	Previous 5 Days Average	Today	Previous 5 Days Average	Today
Red-Onions (local)	Rs./Kg	365.00	337.00	198.00	n.a.	450.00	410.00	211.00	n.a.
Red-Onions (Imp)	Rs./Kg	201.00	180.00	220.00	198.00	256.00	240.00	231.00	208.00
Big-Onions (local)	Rs./Kg	n.a.	n.a.	n.a.	n.a.	n.a.	n.a.	n.a.	n.a.
Big-Onions (Imp)	Rs./Kg	123.00	128.00	118.00	95.00	143.00	150.00	129.00	108.00
Potatoes (local)	Rs./Kg	120.00	114.00	112.00	105.00	160.00	155.00	123.00	118.00
Potatoes (Imp)	Rs./Kg	57.00	55.00			81.00	80.00		
Dried Chillies (Imp)	Rs./Kg	210.00	205.00	209.00	205.00	258.00	250.00	223.00	218.00
Coconut	Rs./Nut	78.00	77.00	68.00	68.00	85.00	85.00	74.00	74.00
Coconut oil	Rs./Ltr	340.00	340.00			360.00	360.00		
Dhal	Rs./Kg	115.00	113.00			129.00	128.00		
Sugar	Rs./Kg	103.00	103.00			110.00	110.00		
Eggs	Rs./Each	11.00	11.00			12.00	11.75		
Katta	Rs./Kg	820.00	820.00			850.00	850.00		
Sprats	Rs./Kg	500.00	500.00			550.00	550.00		

- Price increased by more than 5% compared to previous week average price.
- Price decreased by more than 5% compared to previous week average price.

Retail Prices



* Prices of food commodities may vary due to quality and markets among other factors.