

# Daily Price Report

---

A Summary of Price Developments - 03 January 2018

---



## Vegetables

- Prices of most varieties of vegetables demonstrated mixed movements in both Pettah and Dambulla markets while low country vegetable prices declined in general.



## Rice

- Wholesale price of Kekulu (Red) declined by 3 rupees in Maradaghamula market.



## Other

- Prices of Imported Red Onions decreased in both Pettah and Dambulla markets due to high availability of varieties from India and Pakistan.
- Prices of Egg reduced in Pettah market due to lower demand as a result of festive season being elapsed.



# Wholesale and Retail Prices of Selected Food Commodities - 2018/01/03

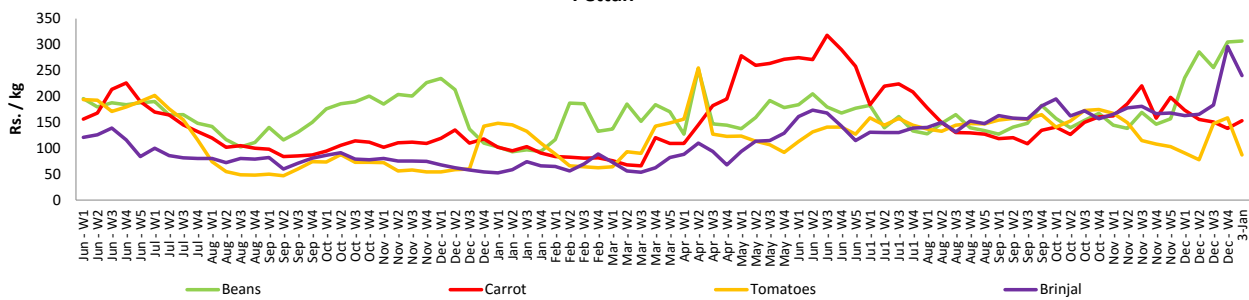
## Vegetables

Item	Unit	Wholesale				Retail			
		Pettah		Dambulla		Pettah		Dambulla	
		Previous 5 Days Average	Today	Previous 5 Days Average	Today	Previous 5 Days Average	Today	Previous 5 Days Average	Today
Beans	Rs./Kg	252.00	240.00	214.00	225.00	302.00	307.00	235.00	245.00
Carrot	Rs./Kg	104.00	113.00	109.00	108.00	143.00	153.00	129.00	128.00
Cabbage	Rs./Kg	87.00	100.00	76.00	73.00	138.00	143.00	96.00	93.00
Tomatoes	Rs./Kg	108.00	57.00	76.00	58.00	147.00	87.00	96.00	78.00
Brinjal	Rs./Kg	241.00	195.00	160.00	125.00	287.00	240.00	181.00	145.00
Pumpkin	Rs./Kg	45.00	45.00	49.00	43.00	74.00	73.00	69.00	63.00
Snake gourd	Rs./Kg	112.00	107.00	93.00	68.00	150.00	143.00	113.00	88.00

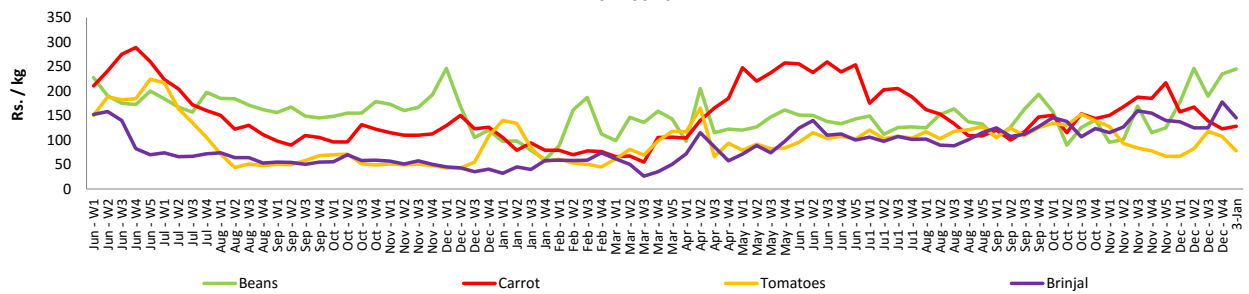
- Price increased by more than 5% compared to previous week average price.
- Price decreased by more than 5% compared to previous week average price.

### Retail Prices

#### Pettah



#### Dambulla



# Wholesale and Retail Prices of Selected Food Commodities - 2018/01/03

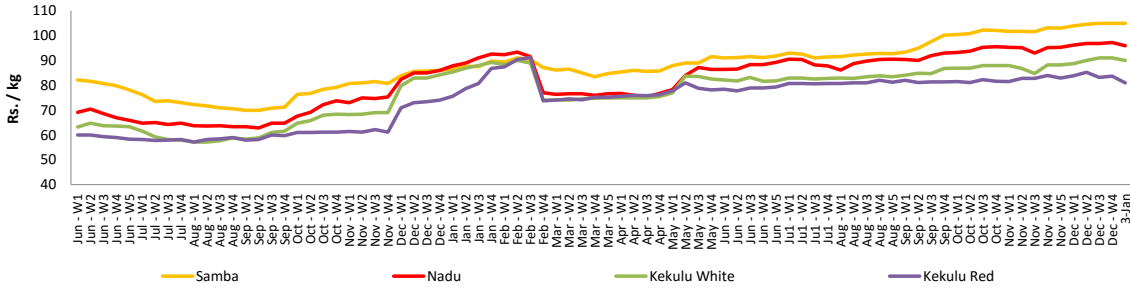
## Rice

Item	Unit	Wholesale				Retail	
		Maradaghamula		Pettah		Pettah	
		Previous 5 Days Average	Today	Previous 5 Days Average	Today	Previous 5 Days Average	Today
Samba	Rs./Kg	105.00	105.00	104.00	104.00	110.00	110.00
Nadu	Rs./Kg	97.00	96.00	92.00	92.00	98.00	98.00
Kekulu White	Rs./Kg	91.00	90.00	92.00	92.00	98.00	100.00
Kekulu Red	Rs./Kg	84.00	81.00	82.00	82.00	90.00	88.00

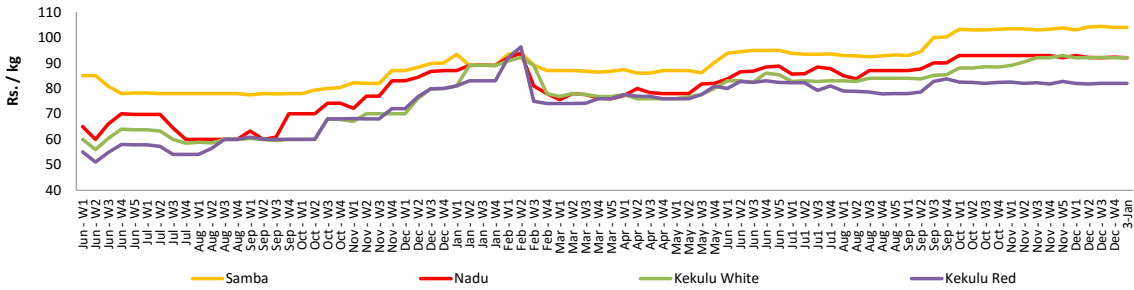
- Price increased by more than 5% compared to previous week average price.
- Price decreased by more than 5% compared to previous week average price.

### Wholesale Prices

#### Maradaghamula

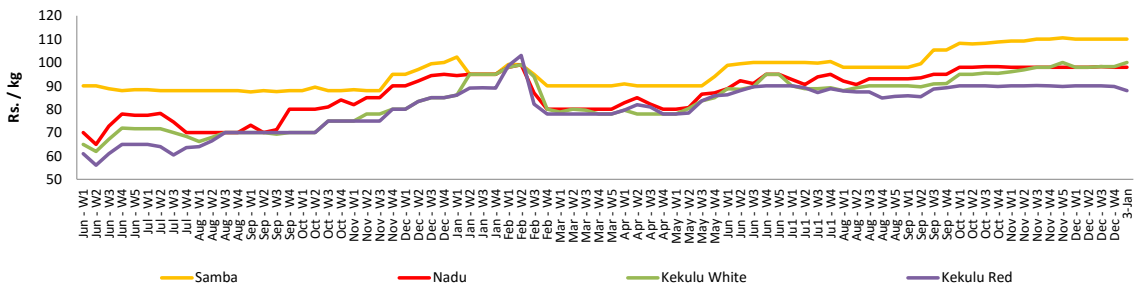


#### Pettah



### Retail Prices

#### Pettah



# Wholesale and Retail Prices of Selected Food Commodities - 2018/01/03

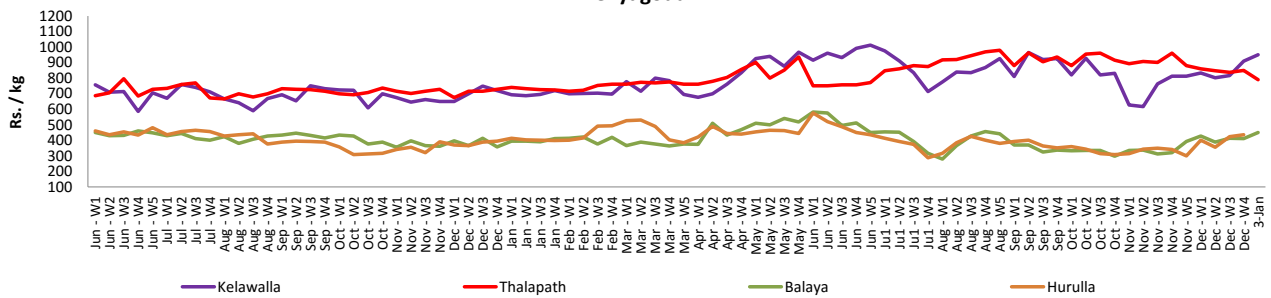
## Fish

Item	Unit	Wholesale				Retail			
		Peliyagoda		Negombo		Peliyagoda		Negombo	
		Previous 5 Days Average	Today	Previous 5 Days Average	Today	Previous 5 Days Average	Today	Previous 5 Days Average	Today
Kelawalla	Rs./Kg	604.00	650.00	564.00	500.00	918.00	950.00	816.00	760.00
Thalapath	Rs./Kg	700.00	690.00	636.00	700.00	850.00	790.00	836.00	850.00
Balaya	Rs./Kg	320.00	350.00	296.00	350.00	418.00	450.00	442.00	450.00
Paraw	Rs./Kg	590.00	600.00	532.00	670.00	892.00	900.00	760.00	1050.00
Salaya	Rs./Kg	160.00	170.00	118.00	160.00	204.00	220.00	196.00	220.00
Hurulla	Rs./Kg	335.00	n.a.	292.00	350.00	435.00	n.a.	376.00	460.00

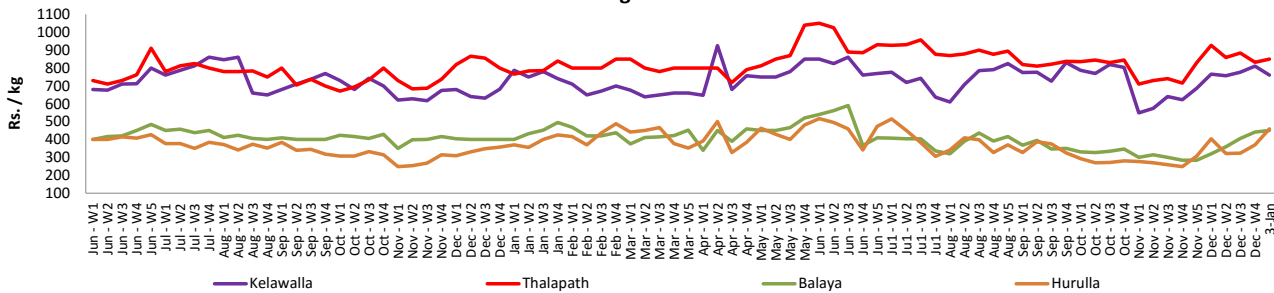
- Price increased by more than 5% compared to previous week average price.
- Price decreased by more than 5% compared to previous week average price.

### Retail Prices

#### Peliyagoda



#### Negombo



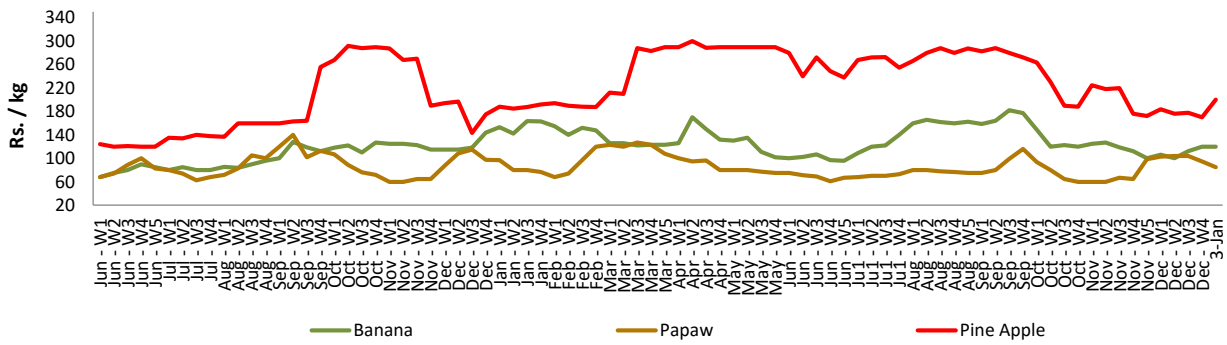
# Wholesale and Retail Prices of Selected Food Commodities - 2018/01/03

## Fruits

Item	Unit	Wholesale		Retail	
		Pettah			
		Previous 5 Days Average	Today	Previous 5 Days Average	Today
Banana (Sour)	Rs./Kg	75.00	75.00	120.00	120.00
Papaw	Rs./Kg	73.00	65.00	93.00	85.00
Pineapple	Rs./Kg	140.00	160.00	170.00	200.00

- Price increased by more than 5% compared to previous week average price.
- Price decreased by more than 5% compared to previous week average price.

Retail - Pettah



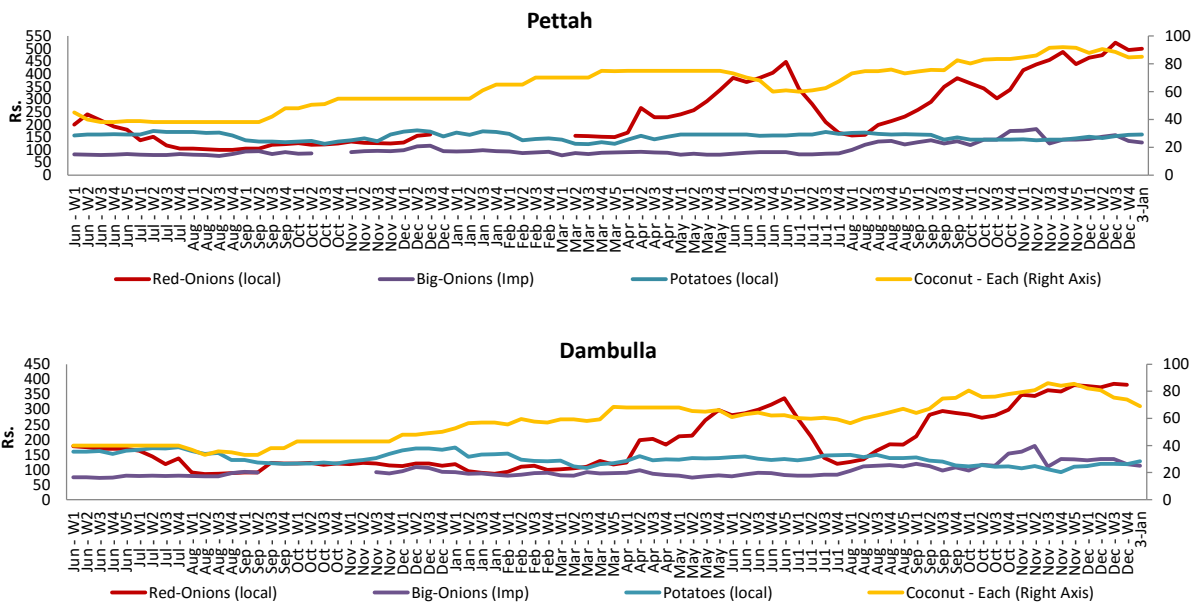
# Wholesale and Retail Prices of Selected Food Commodities - 2018/01/03

## Other

Item	Unit	Wholesale				Retail			
		Pettah		Dambulla		Pettah		Dambulla	
		Previous 5 Days Average	Today	Previous 5 Days Average	Today	Previous 5 Days Average	Today	Previous 5 Days Average	Today
Red-Onions (local)	Rs./Kg	446.00	440.00	370.00	n.a.	496.00	500.00	382.00	n.a.
Red-Onions (Imp)	Rs./Kg	382.00	290.00	339.00	265.00	426.00	340.00	351.00	278.00
Big-Onions (local)	Rs./Kg	n.a.	n.a.	n.a.	n.a.	n.a.	n.a.	n.a.	n.a.
Big-Onions (Imp)	Rs./Kg	113.00	103.00	105.00	103.00	133.00	128.00	116.00	113.00
Potatoes (local)	Rs./Kg	123.00	120.00	107.00	115.00	159.00	160.00	118.00	128.00
Potatoes (Imp)	Rs./Kg	59.00	60.00			78.00	80.00		
Dried Chillies (Imp)	Rs./Kg	245.00	210.00	204.00	205.00	274.00	260.00	215.00	218.00
Coconut	Rs./Nut	79.00	80.00	68.00	63.00	85.00	85.00	74.00	69.00
Coconut oil	Rs./Ltr	340.00	340.00			360.00	360.00		
Dhal	Rs./Kg	115.00	115.00			130.00	130.00		
Sugar	Rs./Kg	102.00	103.00			110.00	110.00		
Eggs	Rs./Each	12.00	11.00			13.00	12.00		
Katta	Rs./Kg	820.00	820.00			850.00	850.00		
Sprats	Rs./Kg	500.00	500.00			550.00	550.00		

- Price increased by more than 5% compared to previous week average price.
- Price decreased by more than 5% compared to previous week average price.

### Retail Prices



\* Prices of food commodities may vary due to quality and markets among other factors.