

# Daily Price Report

---

## A Summary of Price Developments - 02 January 2018

---



### Vegetables

- Prices of most varieties of vegetables demonstrated mixed movements in both Pettah and Dambulla markets while a limited activity level has been reported from Dambulla market.
- Prices of Tomatoes decreased significantly in both markets due to high level of supply from Suriyawewa area.



### Fish

- Prices of most varieties of fish increased in Peliyagoda while mixed movements are reported from Negombo market.



### Other

- Prices of Imported Big Onions and Red Onions decreased in both Pettah and Dambulla markets due to high availability of varieties from India and Pakistan.



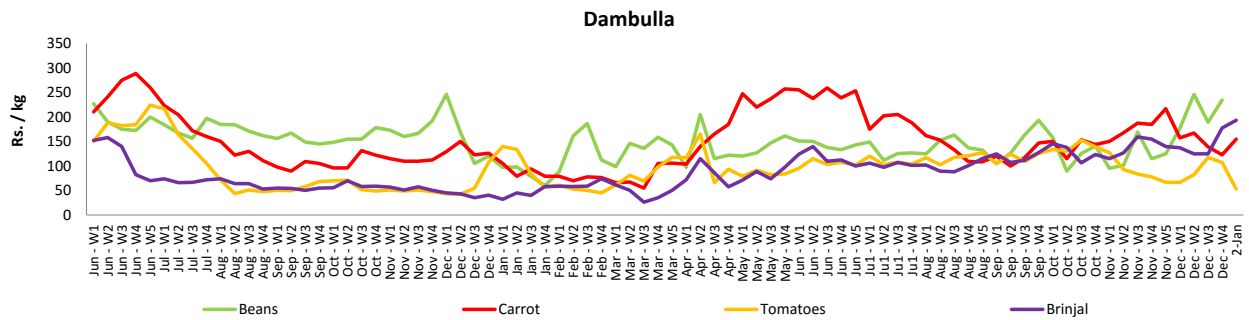
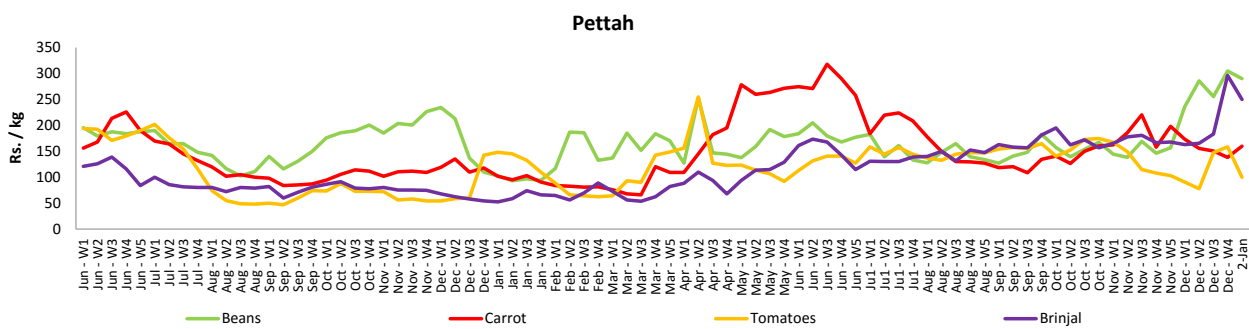
# Wholesale and Retail Prices of Selected Food Commodities - 2018/01/02

## Vegetables

Item	Unit	Wholesale				Retail			
		Pettah		Dambulla		Pettah		Dambulla	
		Previous 5 Days Average	Today	Previous 5 Days Average	Today	Previous 5 Days Average	Today	Previous 5 Days Average	Today
Beans	Rs./Kg	241.00	215.00	204.00	n.a.	287.00	290.00	225.00	n.a.
Carrot	Rs./Kg	100.00	115.00	105.00	135.00	141.00	160.00	125.00	155.00
Cabbage	Rs./Kg	89.00	80.00	71.00	83.00	140.00	140.00	91.00	103.00
Tomatoes	Rs./Kg	117.00	60.00	89.00	33.00	157.00	100.00	109.00	53.00
Brinjal	Rs./Kg	234.00	200.00	149.00	170.00	275.00	250.00	169.00	193.00
Pumpkin	Rs./Kg	46.00	45.00	44.00	n.a.	75.00	75.00	64.00	n.a.
Snake gourd	Rs./Kg	118.00	100.00	93.00	n.a.	158.00	140.00	113.00	n.a.

- Price increased by more than 5% compared to previous week average price.
- Price decreased by more than 5% compared to previous week average price.

### Retail Prices



# Wholesale and Retail Prices of Selected Food Commodities - 2018/01/02

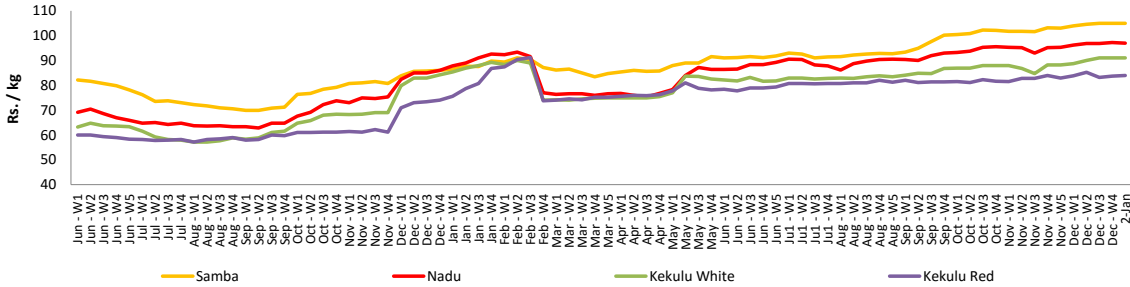
## Rice

Item	Unit	Wholesale				Retail	
		Maradaghamula		Pettah		Pettah	
		Previous 5 Days Average	Today	Previous 5 Days Average	Today	Previous 5 Days Average	Today
Samba	Rs./Kg	105.00	105.00	104.00	104.00	110.00	110.00
Nadu	Rs./Kg	97.00	97.00	92.00	92.00	98.00	98.00
Kekulu White	Rs./Kg	91.00	91.00	92.00	92.00	98.00	99.00
Kekulu Red	Rs./Kg	84.00	84.00	82.00	82.00	90.00	89.00

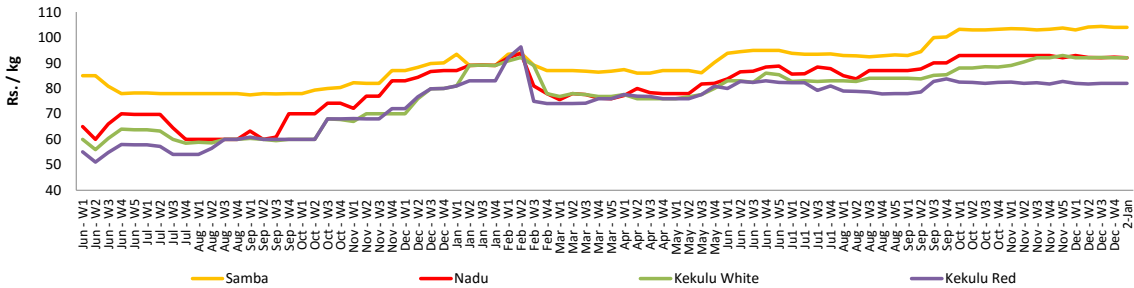
- Price increased by more than 5% compared to previous week average price.
- Price decreased by more than 5% compared to previous week average price.

### Wholesale Prices

#### Maradaghamula

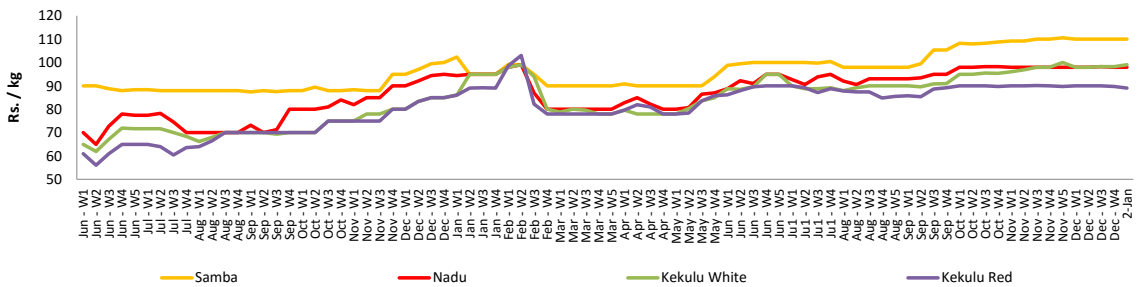


#### Pettah



### Retail Prices

#### Pettah



# Wholesale and Retail Prices of Selected Food Commodities - 2018/01/02

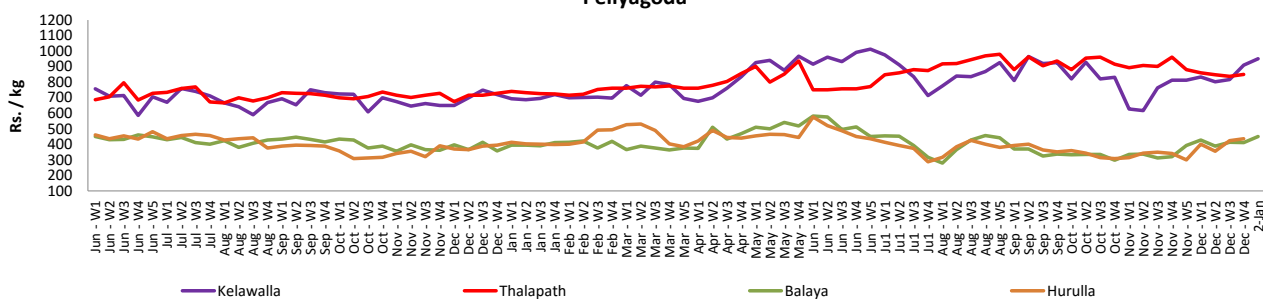
## Fish

Item	Unit	Wholesale				Retail			
		Peliyagoda		Negombo		Peliyagoda		Negombo	
		Previous 5 Days Average	Today	Previous 5 Days Average	Today	Previous 5 Days Average	Today	Previous 5 Days Average	Today
Kelawalla	Rs./Kg	593.00	650.00	572.00	540.00	910.00	950.00	808.00	840.00
Thalapath	Rs./Kg	700.00	n.a.	634.00	650.00	850.00	n.a.	834.00	850.00
Balaya	Rs./Kg	322.00	350.00	292.00	300.00	424.00	450.00	444.00	440.00
Paraw	Rs./Kg	588.00	600.00	548.00	500.00	890.00	900.00	790.00	700.00
Salaya	Rs./Kg	158.00	170.00	120.00	120.00	200.00	220.00	196.00	200.00
Hurulla	Rs./Kg	338.00	n.a.	282.00	300.00	440.00	n.a.	366.00	400.00

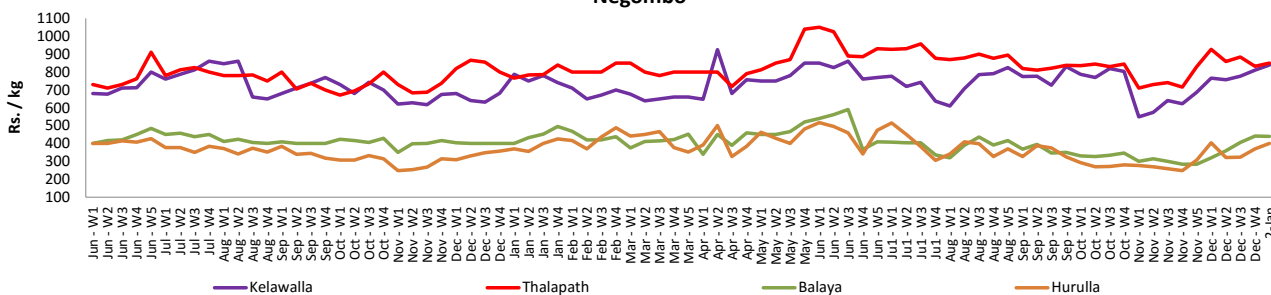
- Price increased by more than 5% compared to previous week average price.
- Price decreased by more than 5% compared to previous week average price.

### Retail Prices

#### Peliyagoda



#### Negombo



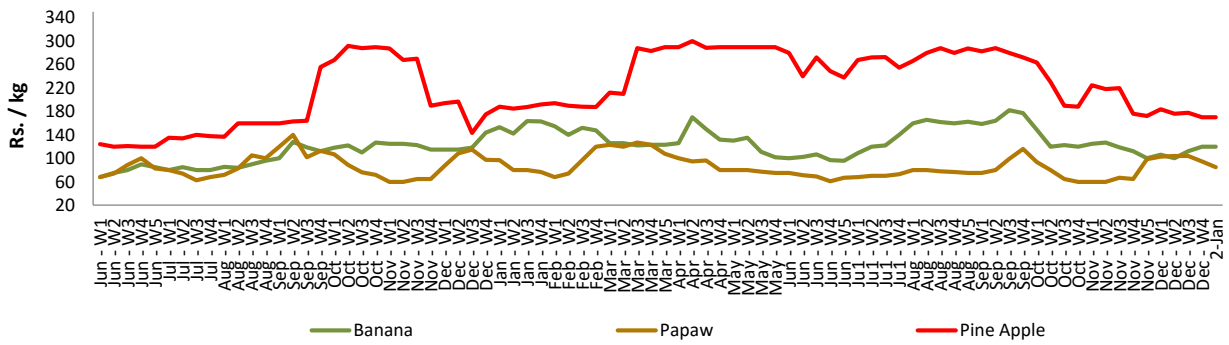
# Wholesale and Retail Prices of Selected Food Commodities - 2018/01/02

## Fruits

Item	Unit	Wholesale		Retail	
		Pettah			
		Previous 5 Days Average	Today	Previous 5 Days Average	Today
Banana (Sour)	Rs./Kg	79.00	60.00	120.00	120.00
Papaw	Rs./Kg	76.00	65.00	100.00	85.00
Pineapple	Rs./Kg	140.00	140.00	174.00	170.00

- Price increased by more than 5% compared to previous week average price.
- Price decreased by more than 5% compared to previous week average price.

Retail - Pettah



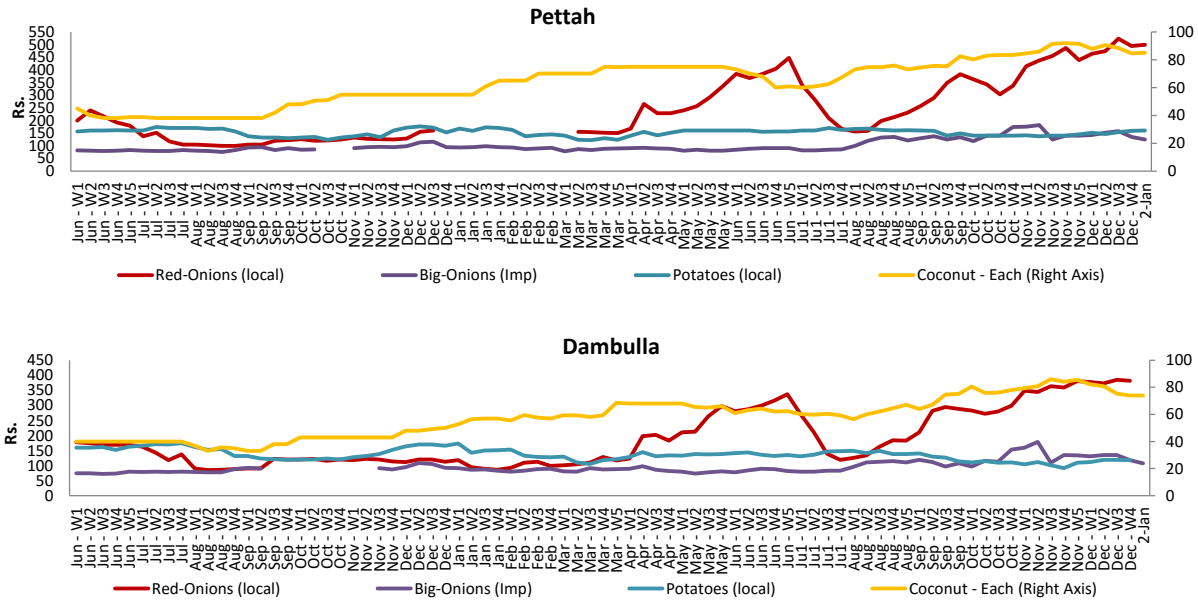
# Wholesale and Retail Prices of Selected Food Commodities - 2018/01/02

## Other

Item	Unit	Wholesale				Retail			
		Pettah		Dambulla		Pettah		Dambulla	
		Previous 5 Days Average	Today	Previous 5 Days Average	Today	Previous 5 Days Average	Today	Previous 5 Days Average	Today
Red-Onions (local)	Rs./Kg	462.00	430.00	366.00	n.a.	508.00	500.00	379.00	n.a.
Red-Onions (Imp)	Rs./Kg	410.00	290.00	343.00	323.00	448.00	350.00	356.00	333.00
Big-Onions (local)	Rs./Kg	n.a.	n.a.	n.a.	n.a.	n.a.	n.a.	n.a.	n.a.
Big-Onions (Imp)	Rs./Kg	117.00	100.00	109.00	95.00	139.00	125.00	120.00	108.00
Potatoes (local)	Rs./Kg	123.00	120.00	105.00	n.a.	156.00	160.00	116.00	n.a.
Potatoes (Imp)	Rs./Kg	59.00	60.00			78.00	80.00		
Dried Chillies (Imp)	Rs./Kg	250.00	210.00	205.00	205.00	275.00	260.00	215.00	218.00
Coconut	Rs./Nut	79.00	80.00	68.00	68.00	85.00	85.00	74.00	74.00
Coconut oil	Rs./Ltr	340.00	340.00			360.00	360.00		
Dhal	Rs./Kg	114.00	115.00			130.00	130.00		
Sugar	Rs./Kg	102.00	103.00			110.00	110.00		
Eggs	Rs./Each	12.20	12.00			13.20	13.00		
Katta	Rs./Kg	820.00	820.00			850.00	850.00		
Sprats	Rs./Kg	500.00	500.00			550.00	550.00		

- Price increased by more than 5% compared to previous week average price.
- Price decreased by more than 5% compared to previous week average price.

### Retail Prices



\* Prices of food commodities may vary due to quality and markets among other factors.