

# Daily Price Report

---

## A Summary of Price Developments - 29 December 2017

---



### Vegetables

- Prices of most varieties of vegetables stabilized in Pettah market while prices in Dambulla market demonstrated mixed movements.



### Fish

- Prices of most varieties of fish also indicated a level of stability as fishing activity levels are recovering towards normalcy since the elapse of festive season.



### Other

- Prices of Imported Big Onions decreased in both Pettah and Dambulla markets due to high availability of varieties from Pakistan.
- Prices of Coconuts indicated a considerable decline in both Pettah and Dambulla markets responding to the price control imposed in early December.



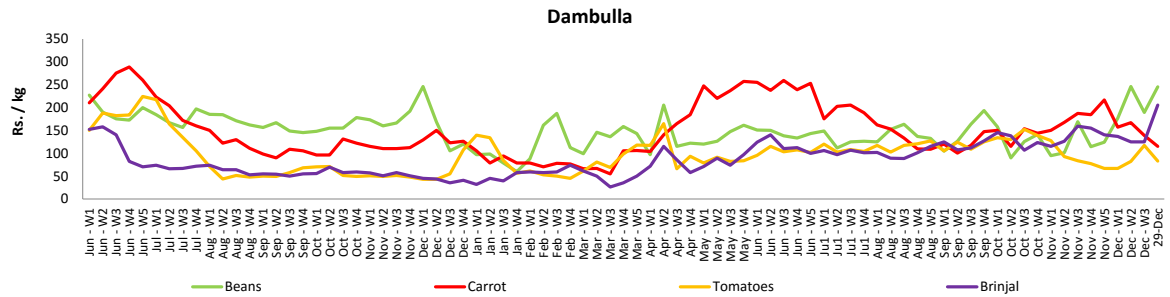
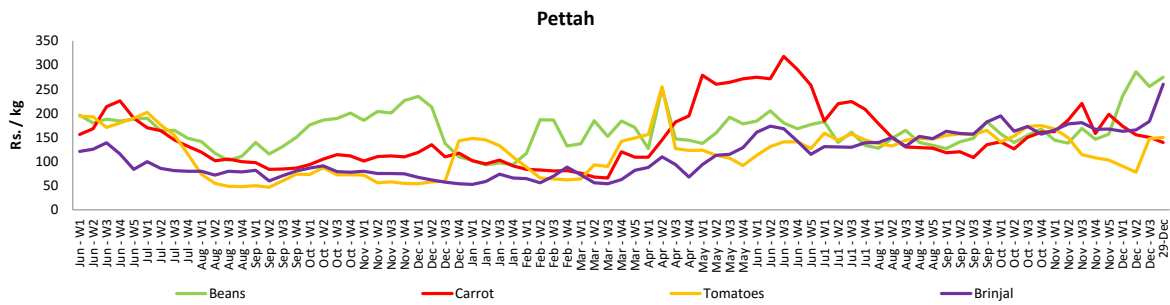
# Wholesale and Retail Prices of Selected Food Commodities - 2017/12/29

## Vegetables

Item	Unit	Wholesale				Retail			
		Pettah		Dambulla		Pettah		Dambulla	
		Previous 5 Days Average	Today	Previous 5 Days Average	Today	Previous 5 Days Average	Today	Previous 5 Days Average	Today
Beans	Rs./Kg	235.00	245.00	194.00	225.00	284.00	275.00	215.00	245.00
Carrot	Rs./Kg	108.00	100.00	109.00	95.00	147.00	140.00	129.00	115.00
Cabbage	Rs./Kg	92.00	80.00	72.80	63.00	139.00	140.00	93.00	83.00
Tomatoes	Rs./Kg	114.00	115.00	93.00	63.00	155.00	150.00	113.00	83.00
Brinjal	Rs./Kg	223.00	220.00	133.00	185.00	263.00	260.00	153.00	205.00
Pumpkin	Rs./Kg	47.00	45.00	42.00	53.00	74.00	75.00	62.00	73.00
Snake gourd	Rs./Kg	127.00	100.00	99.00	75.00	167.00	140.00	119.00	95.00

- Price increased by more than 5% compared to previous week average price.
- Price decreased by more than 5% compared to previous week average price.

### Retail Prices



# Wholesale and Retail Prices of Selected Food Commodities - 2017/12/29

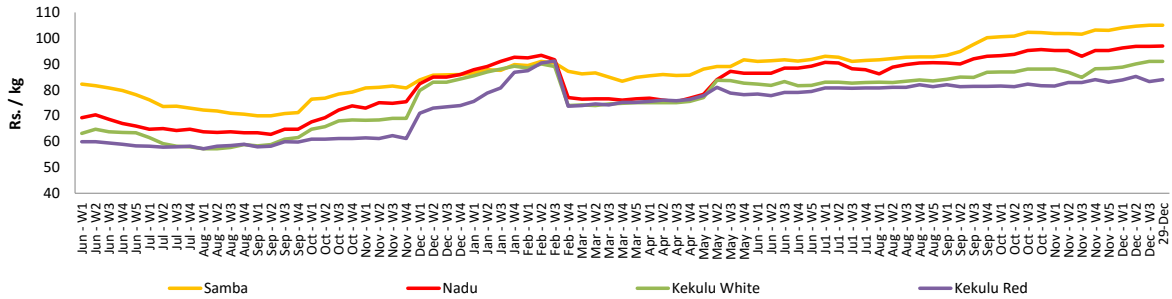
## Rice

Item	Unit	Wholesale				Retail	
		Maradaghamula		Pettah		Pettah	
		Previous 5 Days Average	Today	Previous 5 Days Average	Today	Previous 5 Days Average	Today
Samba	Rs./Kg	105.00	105.00	104.00	104.00	110.00	110.00
Nadu	Rs./Kg	97.00	97.00	92.00	92.00	98.00	98.00
Kekulu White	Rs./Kg	91.00	91.00	92.00	92.00	98.00	99.00
Kekulu Red	Rs./Kg	83.40	84.00	82.00	82.00	90.00	89.00

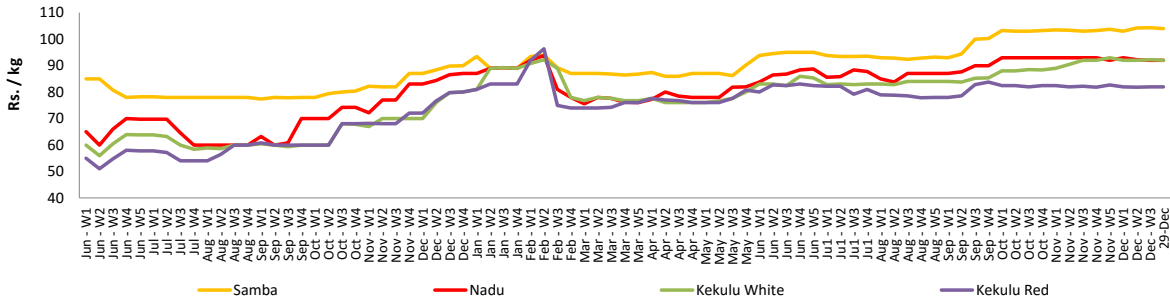
- Price increased by more than 5% compared to previous week average price.
- Price decreased by more than 5% compared to previous week average price.

### Wholesale Prices

#### Maradaghamula

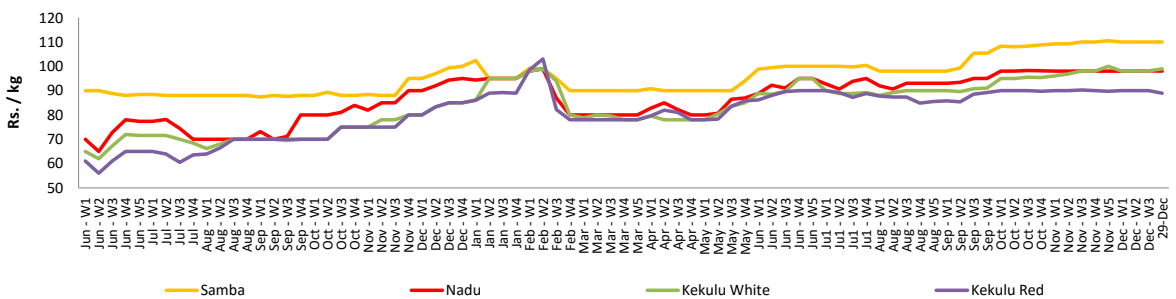


#### Pettah



### Retail Prices

#### Pettah



# Wholesale and Retail Prices of Selected Food Commodities - 2017/12/29

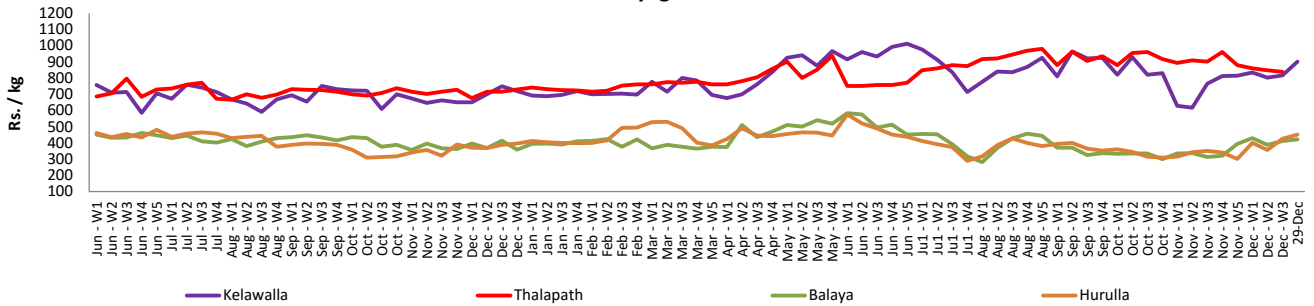
## Fish

Item	Unit	Wholesale				Retail			
		Peliyagoda		Negombo		Peliyagoda		Negombo	
		Previous 5 Days Average	Today	Previous 5 Days Average	Today	Previous 5 Days Average	Today	Previous 5 Days Average	Today
Kelawalla	Rs./Kg	590.00	600.00	580.00	540.00	913.00	900.00	800.00	840.00
Thalapath	Rs./Kg	700.00	n.a.	628.00	650.00	850.00	n.a.	840.00	850.00
Balaya	Rs./Kg	328.00	330.00	280.00	300.00	432.00	420.00	432.00	440.00
Paraw	Rs./Kg	617.00	500.00	564.00	500.00	920.00	800.00	820.00	700.00
Salaya	Rs./Kg	158.00	160.00	120.00	120.00	200.00	200.00	192.00	200.00
Hurulla	Rs./Kg	334.00	350.00	268.00	300.00	434.00	450.00	352.00	400.00

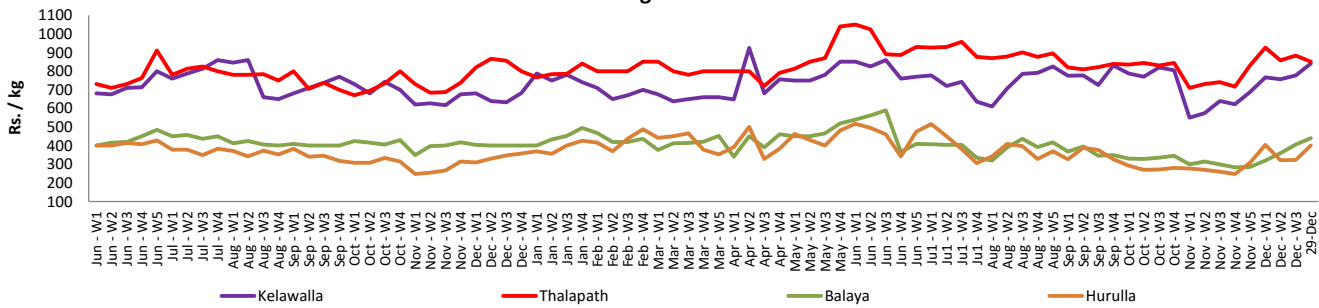
- Price increased by more than 5% compared to previous week average price.
- Price decreased by more than 5% compared to previous week average price.

### Retail Prices

#### Peliyagoda



#### Negombo



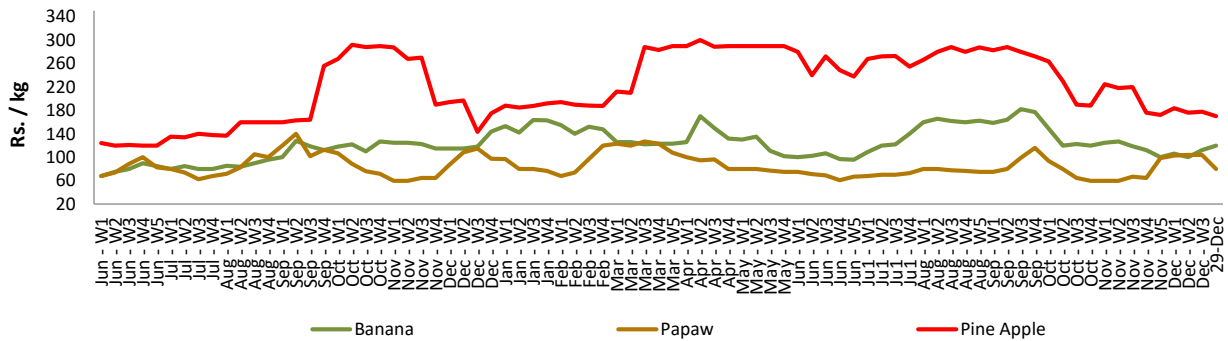
## Wholesale and Retail Prices of Selected Food Commodities - 2017/12/29

### Fruits

Item	Unit	Wholesale		Retail	
		Pettah			
		Previous 5 Days Average	Today	Previous 5 Days Average	Today
Banana (Sour)	Rs./Kg	78.00	80.00	120.00	120.00
Papaw	Rs./Kg	80.00	60.00	104.00	80.00
Pineapple	Rs./Kg	141.00	140.00	176.00	170.00

- Price increased by more than 5% compared to previous week average price.
- Price decreased by more than 5% compared to previous week average price.

Retail - Pettah



# Wholesale and Retail Prices of Selected Food Commodities - 2017/12/29

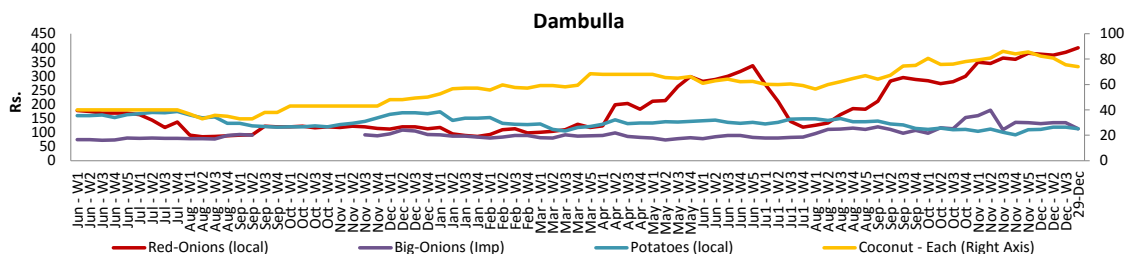
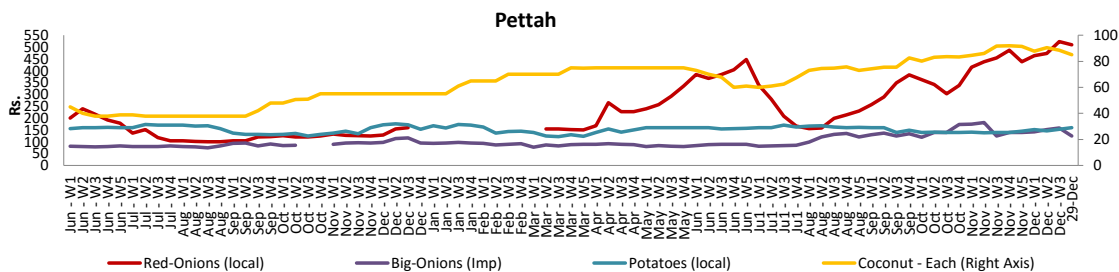
## Other

Item	Unit	Wholesale				Retail			
		Pettah		Dambulla		Pettah		Dambulla	
		Previous 5 Days Average	Today	Previous 5 Days Average	Today	Previous 5 Days Average	Today	Previous 5 Days Average	Today
Red-Onions (local)	Rs./Kg	466.00	460.00	355.00	390.00	514.00	510.00	368.00	400.00
Red-Onions (Imp)	Rs./Kg	410.00	420.00	352.00	315.00	448.00	460.00	365.00	328.00
Big-Onions (local)	Rs./Kg	n.a.	n.a.	n.a.	n.a.	n.a.	n.a.	n.a.	n.a.
Big-Onions (Imp)	Rs./Kg	120.00	105.00	112.00	103.00	145.00	125.00	123.00	113.00
Potatoes (local)	Rs./Kg	122.00	120.00	107.00	103.00	156.00	160.00	118.00	113.00
Potatoes (Imp)	Rs./Kg	60.00	55.00			79.00	75.00		
Dried Chillies (Imp)	Rs./Kg	255.00	235.00	206.00	203.00	277.00	270.00	216.00	213.00
Coconut	Rs./Nut	79.00	80.00	68.00	68.00	86.00	85.00	74.00	74.00
Coconut oil	Rs./Ltr	340.00	340.00			360.00	360.00		
Dhal	Rs./Kg	114.00	115.00			130.00	130.00		
Sugar	Rs./Kg	102.00	103.00			110.00	110.00		
Eggs	Rs./Each	12.40	12.00			13.40	13.00		
Katta	Rs./Kg	820.00	820.00			850.00	850.00		
Sprats	Rs./Kg	500.00	500.00			550.00	550.00		

Price increased by more than 5% compared to previous week average price.

Price decreased by more than 5% compared to previous week average price.

### Retail Prices



\* Prices of food commodities may vary due to quality and markets among other factors.