

Daily Price Report

A Summary of Price Developments - 28 December 2017



Vegetables

- Prices of most varieties of vegetables demonstrated mixed movements in both Pettah and Dambulla markets.



Fish

- Prices of most varieties of fish indicated mixed movements in both Peliyagoda and Negombo markets.



Other

- Prices of Imported Big Onions decreased in both Pettah and Dambulla markets due to high supply.



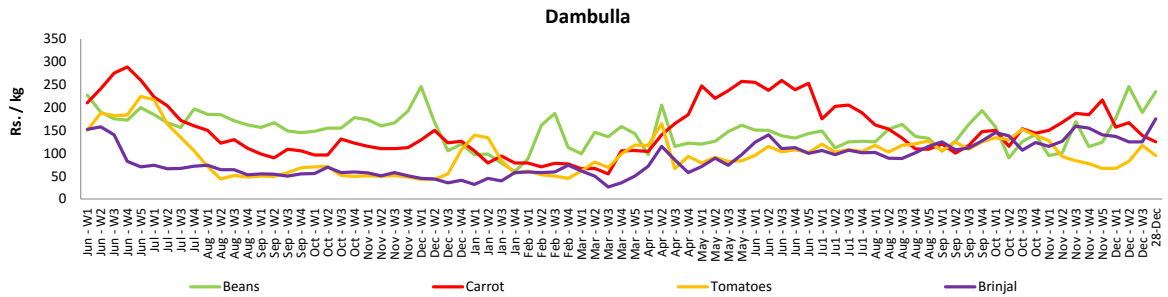
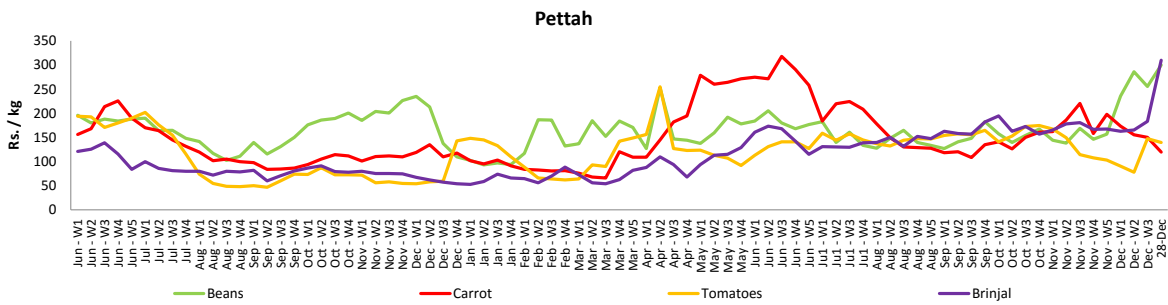
Wholesale and Retail Prices of Selected Food Commodities - 2017/12/28

Vegetables

| Item | Unit | Wholesale | | | | Retail | | | |
|-------------|--------|-------------------------|--------|-------------------------|--------|-------------------------|--------|-------------------------|--------|
| | | Pettah | | Dambulla | | Pettah | | Dambulla | |
| | | Previous 5 Days Average | Today | Previous 5 Days Average | Today | Previous 5 Days Average | Today | Previous 5 Days Average | Today |
| Beans | Rs./Kg | 222.00 | 255.00 | 182.00 | 215.00 | 268.00 | 300.00 | 203.00 | 235.00 |
| Carrot | Rs./Kg | 111.00 | 85.00 | 113.00 | 105.00 | 149.00 | 120.00 | 133.00 | 125.00 |
| Cabbage | Rs./Kg | 92.00 | 90.00 | 68.00 | 85.00 | 139.00 | 130.00 | 88.00 | 105.00 |
| Tomatoes | Rs./Kg | 114.00 | 110.00 | 98.00 | 75.00 | 156.00 | 140.00 | 118.00 | 95.00 |
| Brinjal | Rs./Kg | 196.00 | 265.00 | 123.00 | 155.00 | 233.00 | 310.00 | 143.00 | 175.00 |
| Pumpkin | Rs./Kg | 48.00 | 45.00 | 42.00 | 38.00 | 76.00 | 70.00 | 62.00 | 58.00 |
| Snake gourd | Rs./Kg | 130.00 | 115.00 | 101.00 | 95.00 | 169.00 | 150.00 | 121.00 | 115.00 |

- Price increased by more than 5% compared to previous week average price.
- Price decreased by more than 5% compared to previous week average price.

Retail Prices



Wholesale and Retail Prices of Selected Food Commodities - 2017/12/28

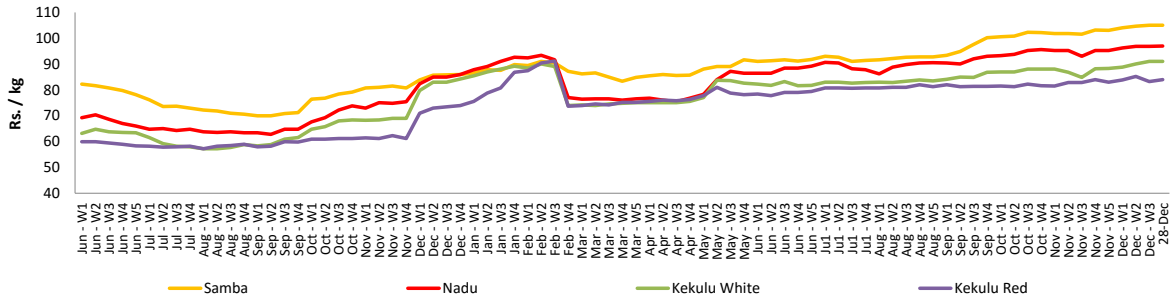
Rice

| Item | Unit | Wholesale | | | | Retail | |
|--------------|--------|-------------------------|--------|-------------------------|--------|-------------------------|--------|
| | | Maradaghamula | | Pettah | | Pettah | |
| | | Previous 5 Days Average | Today | Previous 5 Days Average | Today | Previous 5 Days Average | Today |
| Samba | Rs./Kg | 105.00 | 105.00 | 104.00 | 104.00 | 110.00 | 110.00 |
| Nadu | Rs./Kg | 97.00 | 97.00 | 92.00 | 93.00 | 98.00 | 98.00 |
| Kekulu White | Rs./Kg | 91.00 | 91.00 | 92.00 | 92.00 | 98.00 | 98.00 |
| Kekulu Red | Rs./Kg | 83.20 | 84.00 | 82.00 | 82.00 | 90.00 | 90.00 |

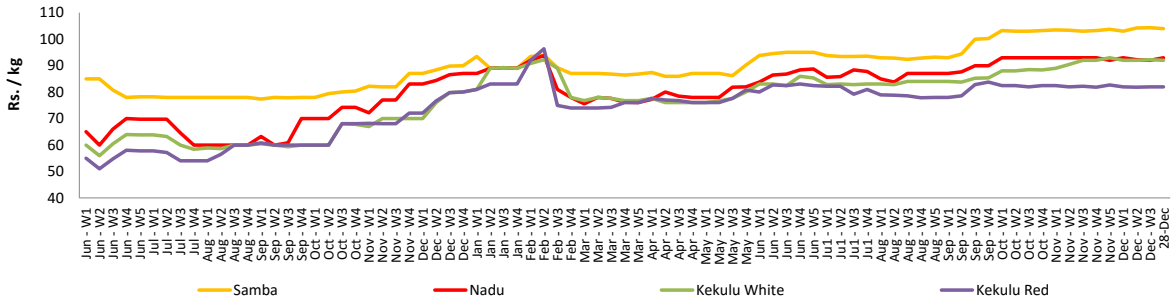
- Price increased by more than 5% compared to previous week average price.
- Price decreased by more than 5% compared to previous week average price.

Wholesale Prices

Maradaghamula

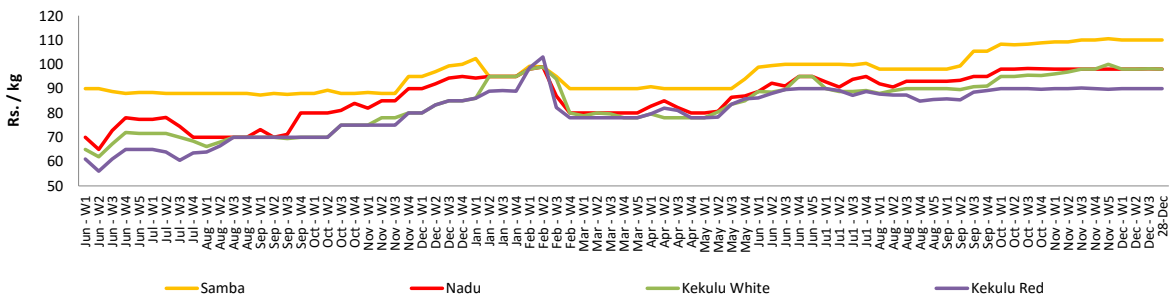


Pettah



Retail Prices

Pettah



Wholesale and Retail Prices of Selected Food Commodities - 2017/12/28

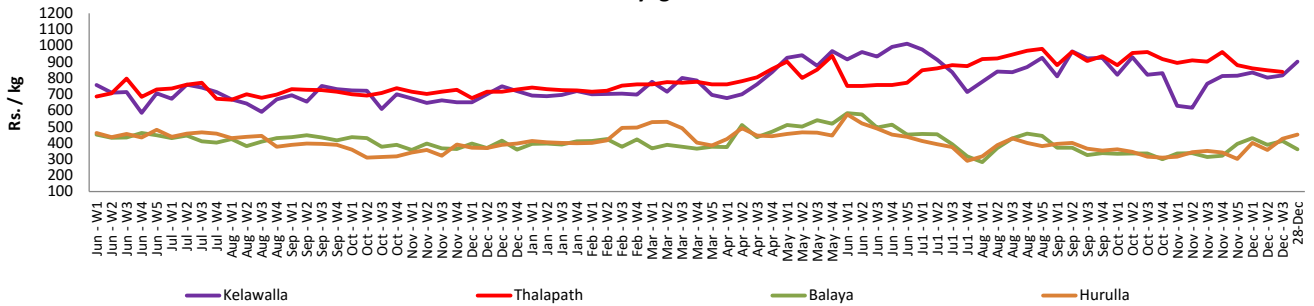
Fish

| Item | Unit | Wholesale | | | | Retail | | | |
|-----------|--------|-------------------------|--------|-------------------------|--------|-------------------------|--------|-------------------------|--------|
| | | Peliyagoda | | Negombo | | Peliyagoda | | Negombo | |
| | | Previous 5 Days Average | Today | Previous 5 Days Average | Today | Previous 5 Days Average | Today | Previous 5 Days Average | Today |
| Kelawalla | Rs./Kg | 567.00 | 600.00 | 564.00 | 580.00 | 880.00 | 900.00 | 792.00 | 800.00 |
| Thalapath | Rs./Kg | 700.00 | n.a. | 634.00 | 620.00 | 850.00 | n.a. | 856.00 | 820.00 |
| Balaya | Rs./Kg | 336.00 | 260.00 | 272.00 | 300.00 | 440.00 | 360.00 | 424.00 | 440.00 |
| Paraw | Rs./Kg | 600.00 | 650.00 | 580.00 | 500.00 | 890.00 | 980.00 | 850.00 | 700.00 |
| Salaya | Rs./Kg | 158.00 | 160.00 | 120.00 | 100.00 | 200.00 | 200.00 | 188.00 | 180.00 |
| Hurulla | Rs./Kg | 324.00 | 350.00 | 248.00 | 280.00 | 424.00 | 450.00 | 332.00 | 380.00 |

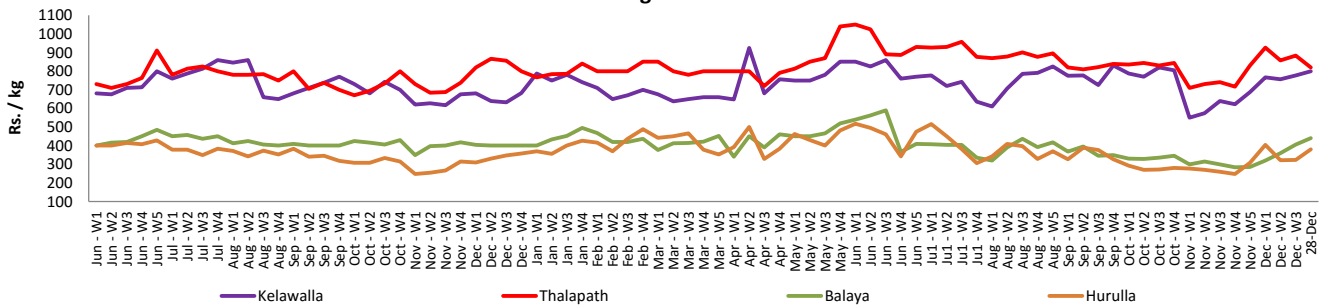
- Price increased by more than 5% compared to previous week average price.
- Price decreased by more than 5% compared to previous week average price.

Retail Prices

Peliyagoda



Negombo



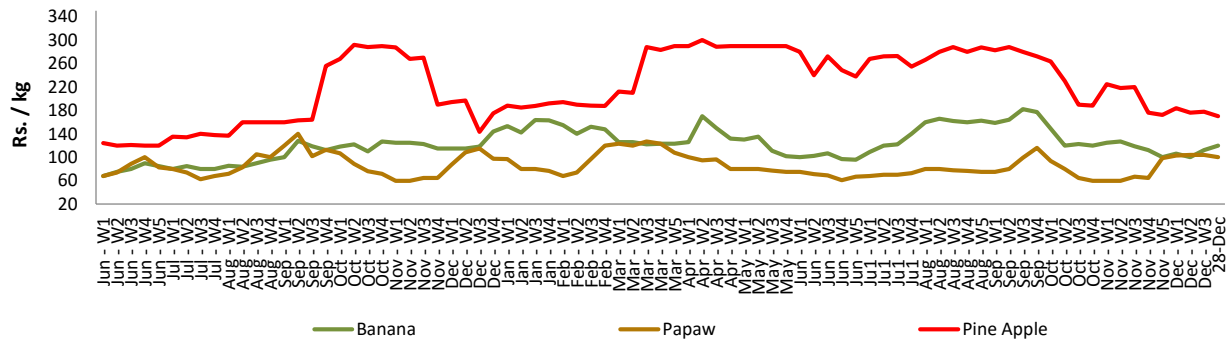
Wholesale and Retail Prices of Selected Food Commodities - 2017/12/28

Fruits

| Item | Unit | Wholesale | | Retail | |
|---------------|--------|-------------------------|--------|-------------------------|--------|
| | | Pettah | | | |
| | | Previous 5 Days Average | Today | Previous 5 Days Average | Today |
| Banana (Sour) | Rs./Kg | 78.00 | 80.00 | 120.00 | 120.00 |
| Papaw | Rs./Kg | 80.00 | 80.00 | 104.00 | 100.00 |
| Pineapple | Rs./Kg | 141.00 | 140.00 | 176.00 | 170.00 |

- Price increased by more than 5% compared to previous week average price.
- Price decreased by more than 5% compared to previous week average price.

Retail - Pettah



Wholesale and Retail Prices of Selected Food Commodities - 2017/12/28

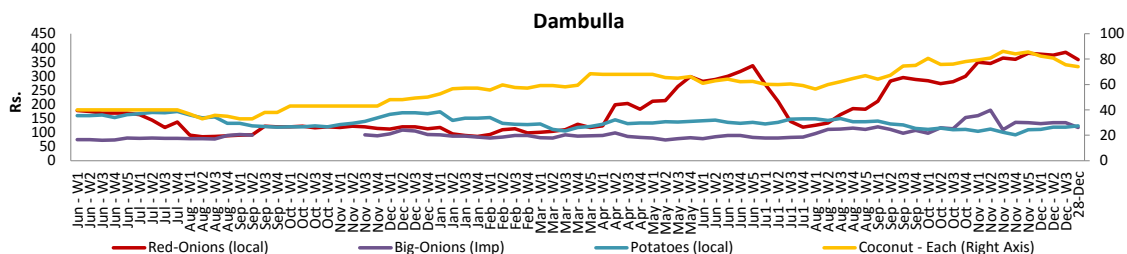
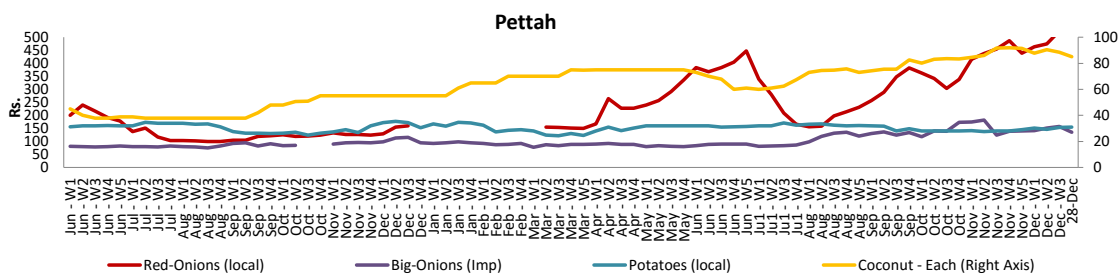
Other

| Item | Unit | Wholesale | | | | Retail | | | |
|----------------------|----------|-------------------------|--------|-------------------------|--------|-------------------------|--------|-------------------------|--------|
| | | Pettah | | Dambulla | | Pettah | | Dambulla | |
| | | Previous 5 Days Average | Today | Previous 5 Days Average | Today | Previous 5 Days Average | Today | Previous 5 Days Average | Today |
| Red-Onions (local) | Rs./Kg | 462.00 | 500.00 | 368.00 | 345.00 | 512.00 | 550.00 | 381.00 | 358.00 |
| Red-Onions (Imp) | Rs./Kg | 414.00 | 400.00 | 355.00 | 345.00 | 452.00 | 440.00 | 368.00 | 358.00 |
| Big-Onions (local) | Rs./Kg | n.a. | n.a. | n.a. | n.a. | n.a. | n.a. | n.a. | n.a. |
| Big-Onions (Imp) | Rs./Kg | 122.00 | 118.00 | 116.00 | 105.00 | 150.00 | 135.00 | 127.00 | 118.00 |
| Potatoes (local) | Rs./Kg | 119.00 | 135.00 | 107.00 | 113.00 | 157.00 | 155.00 | 119.00 | 123.00 |
| Potatoes (Imp) | Rs./Kg | 60.00 | 60.00 | | | 80.00 | 75.00 | | |
| Dried Chillies (Imp) | Rs./Kg | 255.00 | 260.00 | 205.00 | 208.00 | 277.00 | 280.00 | 216.00 | 218.00 |
| Coconut | Rs./Nut | 80.00 | 77.00 | 68.00 | 68.00 | 87.00 | 85.00 | 73.00 | 74.00 |
| Coconut oil | Rs./Ltr | 340.00 | 340.00 | | | 360.00 | 360.00 | | |
| Dhal | Rs./Kg | 115.00 | 113.00 | | | 130.00 | 130.00 | | |
| Sugar | Rs./Kg | 103.00 | 100.00 | | | 110.00 | 110.00 | | |
| Eggs | Rs./Each | 12.60 | 12.00 | | | 13.60 | 13.00 | | |
| Katta | Rs./Kg | 820.00 | 820.00 | | | 850.00 | 850.00 | | |
| Sprats | Rs./Kg | 500.00 | 500.00 | | | 550.00 | 550.00 | | |

Price increased by more than 5% compared to previous week average price.

Price decreased by more than 5% compared to previous week average price.

Retail Prices



* Prices of food commodities may vary due to quality and markets among other factors.