

Daily Price Report

A Summary of Price Developments - 27 December 2017



Vegetables

- Prices of most varieties of vegetables increased in Dambulla while prices in Pettah market demonstrated mixed movements.



Fish

- Prices of most varieties of fish indicated a general increase in due to low supply as a consequence of low level of fishing activities in the festive season.



Other

- Prices of egg reduced in Pettah market as the demand is expected to be low due to the elapse of festive season.



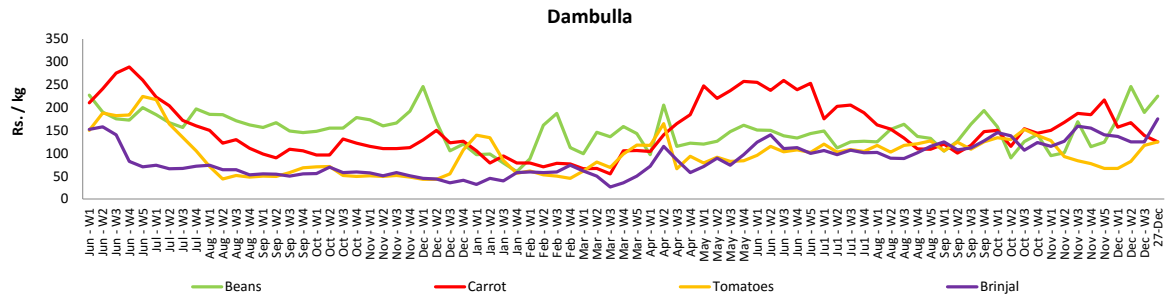
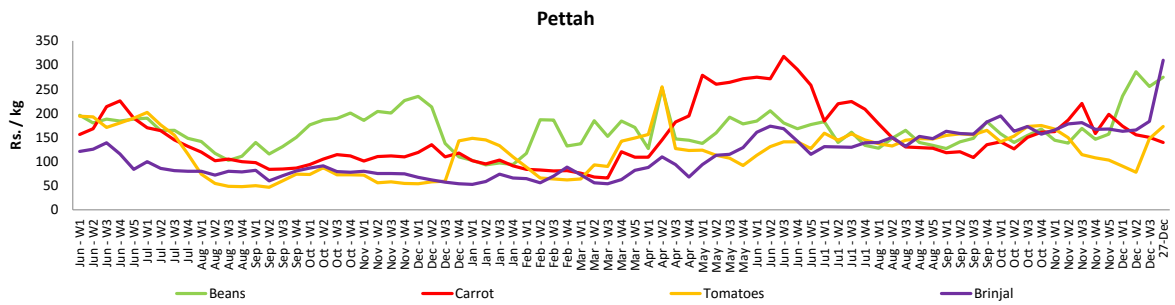
Wholesale and Retail Prices of Selected Food Commodities - 2017/12/27

Vegetables

Item	Unit	Wholesale				Retail			
		Pettah		Dambulla		Pettah		Dambulla	
		Previous 5 Days Average	Today	Previous 5 Days Average	Today	Previous 5 Days Average	Today	Previous 5 Days Average	Today
Beans	Rs./Kg	222.00	233.00	176.00	205.00	271.00	275.00	197.00	225.00
Carrot	Rs./Kg	111.00	105.00	115.00	105.00	153.00	140.00	135.00	125.00
Cabbage	Rs./Kg	93.00	87.00	73.00	73.00	139.00	133.00	93.00	93.00
Tomatoes	Rs./Kg	113.00	125.00	99.00	105.00	153.00	173.00	119.00	125.00
Brinjal	Rs./Kg	171.00	260.00	111.00	155.00	207.00	310.00	131.00	175.00
Pumpkin	Rs./Kg	48.00	45.00	37.00	63.00	77.00	73.00	57.00	83.00
Snake gourd	Rs./Kg	137.00	113.00	95.00	105.00	178.00	147.00	115.00	125.00

- Price increased by more than 5% compared to previous week average price.
- Price decreased by more than 5% compared to previous week average price.

Retail Prices



Wholesale and Retail Prices of Selected Food Commodities - 2017/12/27

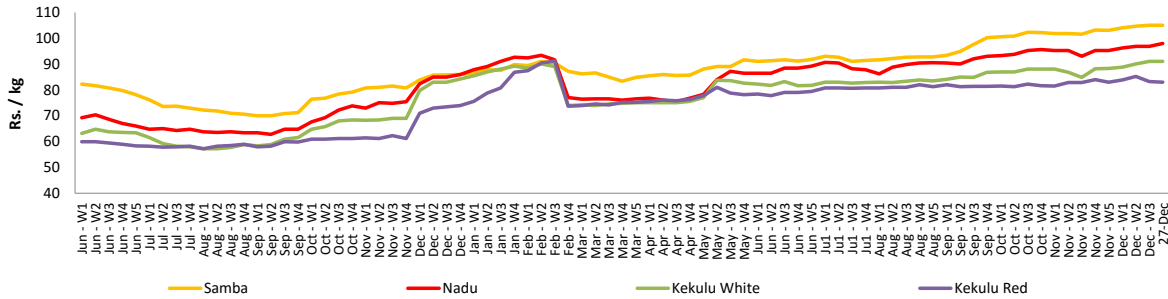
Rice

Item	Unit	Wholesale				Retail	
		Maradagahamula		Pettah		Pettah	
		Previous 5 Days Average	Today	Previous 5 Days Average	Today	Previous 5 Days Average	Today
Samba	Rs./Kg	105.00	105.00	104.00	104.00	110.00	110.00
Nadu	Rs./Kg	97.00	98.00	92.00	92.00	98.00	98.00
Kekulu White	Rs./Kg	91.00	91.00	92.00	92.00	98.00	98.00
Kekulu Red	Rs./Kg	83.00	83.00	82.00	82.00	90.00	90.00

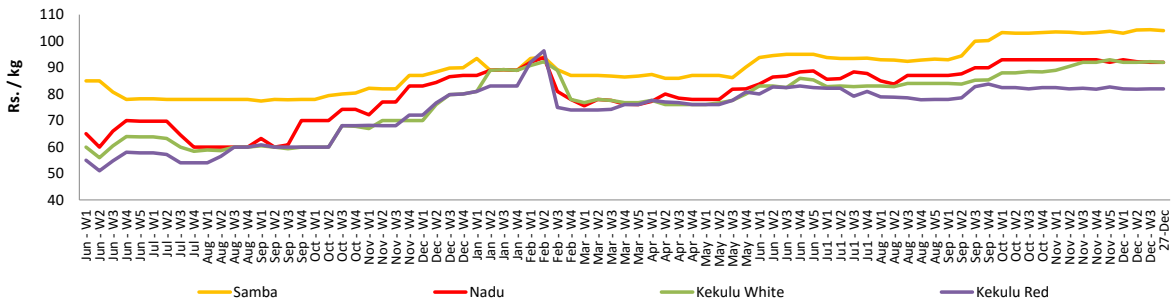
- Price increased by more than 5% compared to previous week average price.
- Price decreased by more than 5% compared to previous week average price.

Wholesale Prices

Maradagahamula

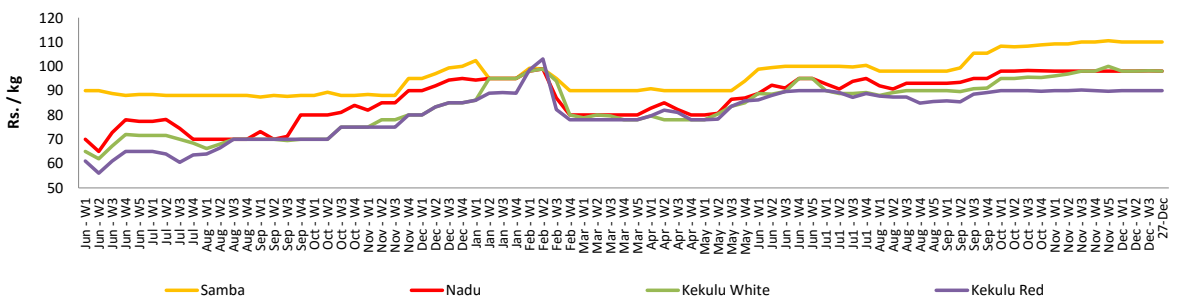


Pettah



Retail Prices

Pettah



Wholesale and Retail Prices of Selected Food Commodities - 2017/12/27

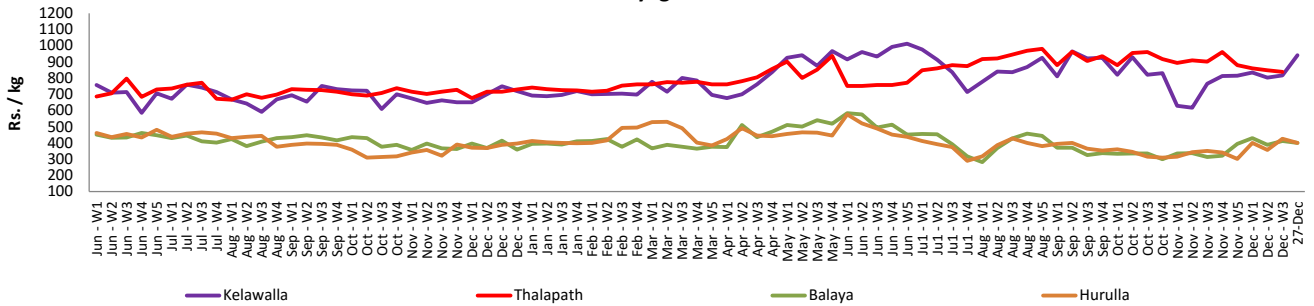
Fish

Item	Unit	Wholesale				Retail			
		Peliyagoda		Negombo		Peliyagoda		Negombo	
		Previous 5 Days Average	Today	Previous 5 Days Average	Today	Previous 5 Days Average	Today	Previous 5 Days Average	Today
Kelawalla	Rs./Kg	547.00	620.00	548.00	580.00	850.00	940.00	784.00	800.00
Thalapath	Rs./Kg	692.00	n.a.	640.00	620.00	840.00	n.a.	872.00	820.00
Balaya	Rs./Kg	328.00	300.00	264.00	300.00	432.00	400.00	416.00	440.00
Paraw	Rs./Kg	535.00	650.00	568.00	580.00	800.00	980.00	840.00	850.00
Salaya	Rs./Kg	155.00	150.00	122.00	120.00	200.00	200.00	188.00	200.00
Hurulla	Rs./Kg	328.00	300.00	228.00	330.00	428.00	400.00	328.00	350.00

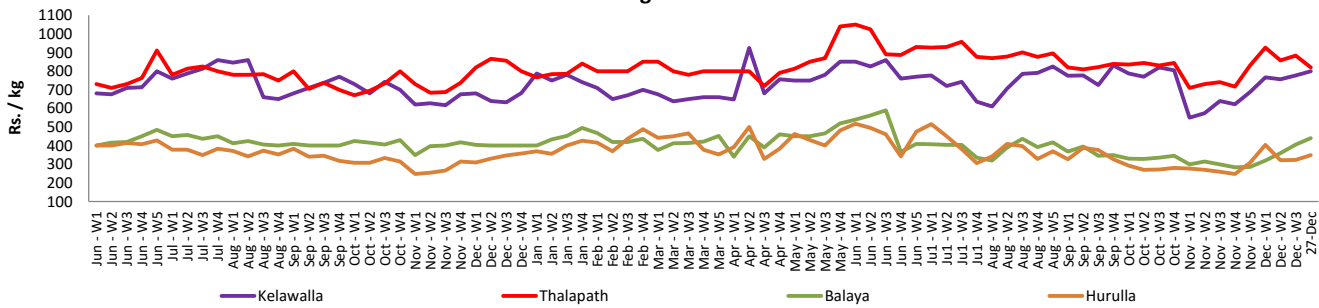
- Price increased by more than 5% compared to previous week average price.
- Price decreased by more than 5% compared to previous week average price.

Retail Prices

Peliyagoda



Negombo



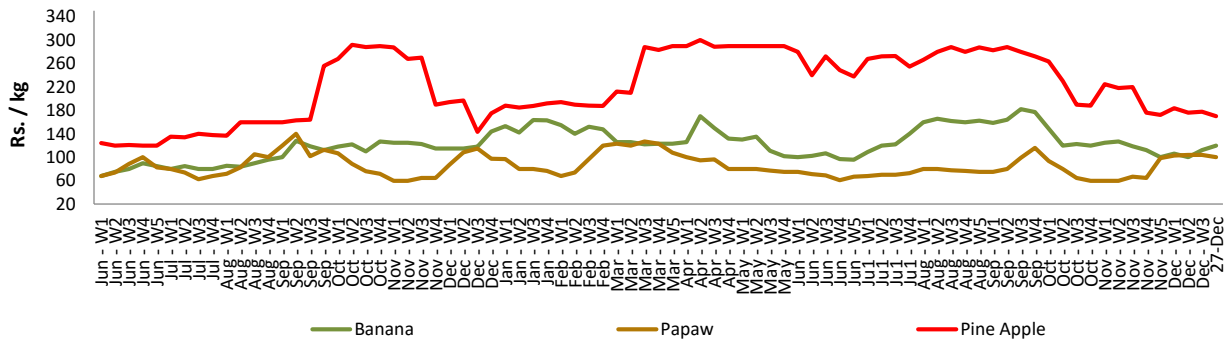
Wholesale and Retail Prices of Selected Food Commodities - 2017/12/27

Fruits

Item	Unit	Wholesale		Retail	
		Pettah			
		Previous 5 Days Average	Today	Previous 5 Days Average	Today
Banana (Sour)	Rs./Kg	76.00	80.00	116.00	120.00
Papaw	Rs./Kg	80.00	80.00	104.00	100.00
Pineapple	Rs./Kg	141.00	140.00	176.00	170.00

- Price increased by more than 5% compared to previous week average price.
- Price decreased by more than 5% compared to previous week average price.

Retail - Pettah



Wholesale and Retail Prices of Selected Food Commodities - 2017/12/27

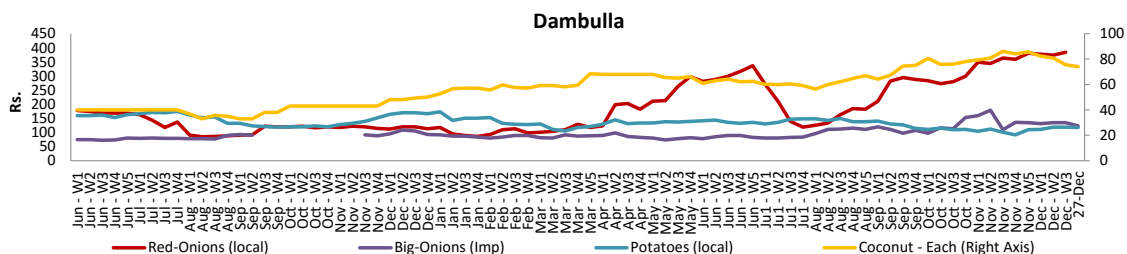
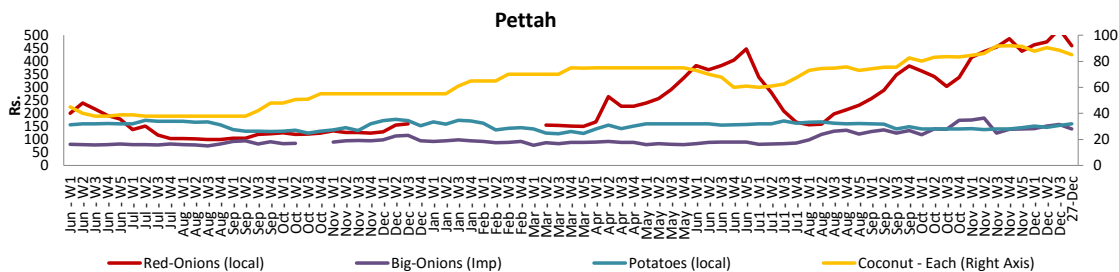
Other

Item	Unit	Wholesale				Retail			
		Pettah		Dambulla		Pettah		Dambulla	
		Previous 5 Days Average	Today	Previous 5 Days Average	Today	Previous 5 Days Average	Today	Previous 5 Days Average	Today
Red-Onions (local)	Rs./Kg	470.00	420.00	370.00	n.a.	520.00	460.00	384.00	n.a.
Red-Onions (Imp)	Rs./Kg	418.00	400.00	355.00	355.00	456.00	440.00	368.00	368.00
Big-Onions (local)	Rs./Kg	n.a.		n.a.	n.a.	n.a.	n.a.	n.a.	n.a.
Big-Onions (Imp)	Rs./Kg	124.00	120.00	122.00	113.00	154.00	140.00	133.00	123.00
Potatoes (local)	Rs./Kg	119.00	120.00	107.00	105.00	157.00	160.00	119.00	118.00
Potatoes (Imp)	Rs./Kg	60.00	60.00			80.00	80.00		
Dried Chillies (Imp)	Rs./Kg	255.00	260.00	207.00	203.00	277.00	280.00	218.00	213.00
Coconut	Rs./Nut	80.00	80.00	67.00	68.00	87.00	85.00	73.00	74.00
Coconut oil	Rs./Ltr	340.00	340.00			360.00	360.00		
Dhal	Rs./Kg	115.00	115.00			130.00	130.00		
Sugar	Rs./Kg	103.00	103.00			110.00	110.00		
Eggs	Rs./Each	12.80	12.00			13.80	13.00		
Katta	Rs./Kg	820.00	820.00			850.00	850.00		
Sprats	Rs./Kg	500.00	500.00			550.00	550.00		

Price increased by more than 5% compared to previous week average price.

Price decreased by more than 5% compared to previous week average price.

Retail Prices



* Prices of food commodities may vary due to quality and markets among other factors.