

# Daily Price Report

---

## A Summary of Price Developments - 26 December 2017

---



### Vegetables

- Prices of most varieties of vegetables increased in both Pettah and Dambulla markets due to low supply as a result of seasonal impact.



### Fish

- Prices of most varieties of fish increased in both Negombo and Peliyagoda markets due to low supply as a consequence of low level of fishing activities in the festive season.



### Other

- Prices of egg reduced in Pettah market as the demand is expected to be low due to the elapse of festive season.



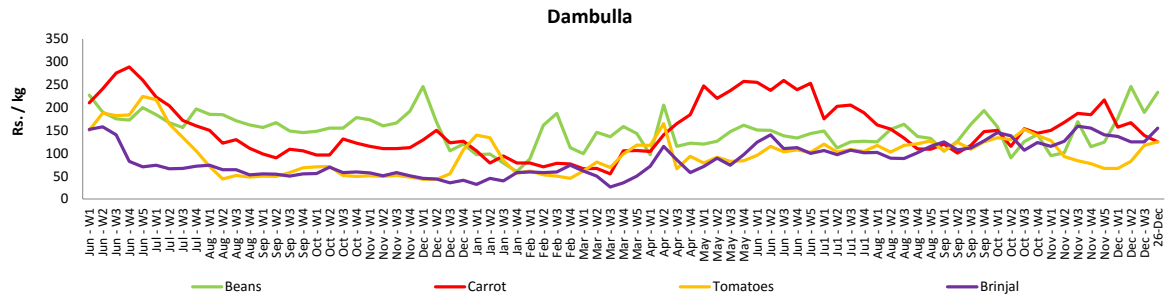
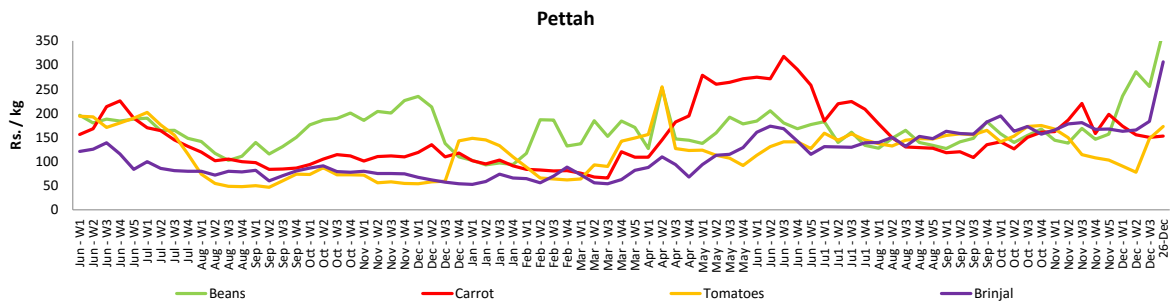
# Wholesale and Retail Prices of Selected Food Commodities - 2017/12/26

## Vegetables

Item	Unit	Wholesale				Retail			
		Pettah		Dambulla		Pettah		Dambulla	
		Previous 5 Days Average	Today	Previous 5 Days Average	Today	Previous 5 Days Average	Today	Previous 5 Days Average	Today
Beans	Rs./Kg	210.00	313.00	169.00	210.00	255.00	370.00	189.00	233.00
Carrot	Rs./Kg	110.00	115.00	119.00	105.00	151.00	153.00	139.00	125.00
Cabbage	Rs./Kg	95.00	100.00	68.00	75.00	139.00	147.00	88.00	95.00
Tomatoes	Rs./Kg	109.00	130.00	97.00	105.00	148.00	173.00	117.00	125.00
Brinjal	Rs./Kg	150.00	260.00	105.00	135.00	183.00	307.00	125.00	155.00
Pumpkin	Rs./Kg	49.00	45.00	37.00	43.00	77.00	78.00	57.00	63.00
Snake gourd	Rs./Kg	144.00	133.00	92.00	95.00	183.00	173.00	112.00	115.00

- Price increased by more than 5% compared to previous week average price.
- Price decreased by more than 5% compared to previous week average price.

### Retail Prices



# Wholesale and Retail Prices of Selected Food Commodities - 2017/12/26

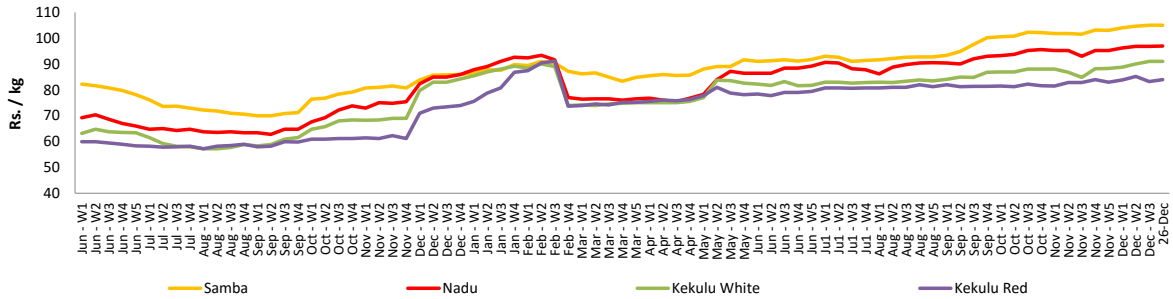
## Rice

Item	Unit	Wholesale				Retail	
		Maradaghamula		Pettah		Pettah	
		Previous 5 Days Average	Today	Previous 5 Days Average	Today	Previous 5 Days Average	Today
Samba	Rs./Kg	105.00	105.00	104.00	104.00	110.00	110.00
Nadu	Rs./Kg	97.00	97.00	92.00	92.00	98.00	98.00
Kekulu White	Rs./Kg	91.00	91.00	92.00	92.00	98.00	98.00
Kekulu Red	Rs./Kg	83.00	84.00	82.00	82.00	90.00	90.00

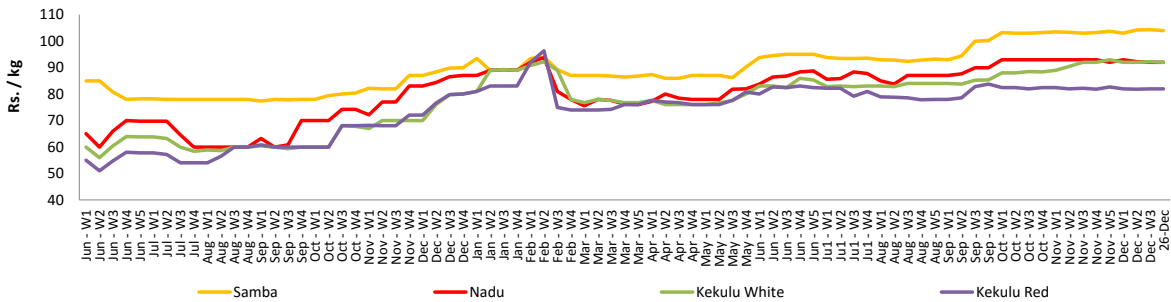
- Price increased by more than 5% compared to previous week average price.
- Price decreased by more than 5% compared to previous week average price.

### Wholesale Prices

#### Maradaghamula

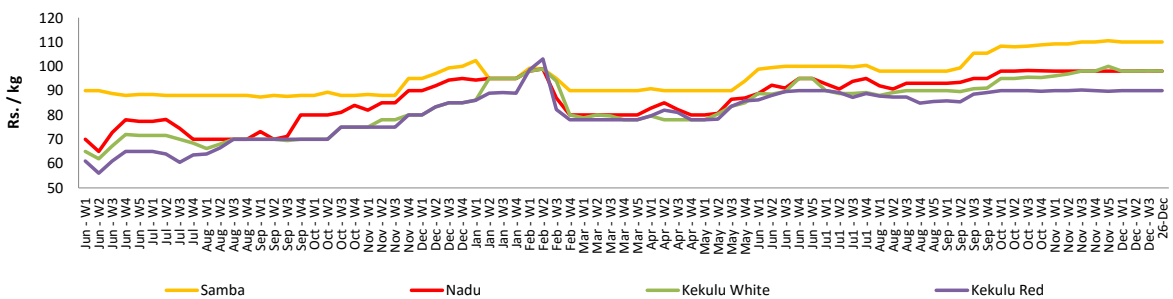


#### Pettah



### Retail Prices

#### Pettah



# Wholesale and Retail Prices of Selected Food Commodities - 2017/12/26

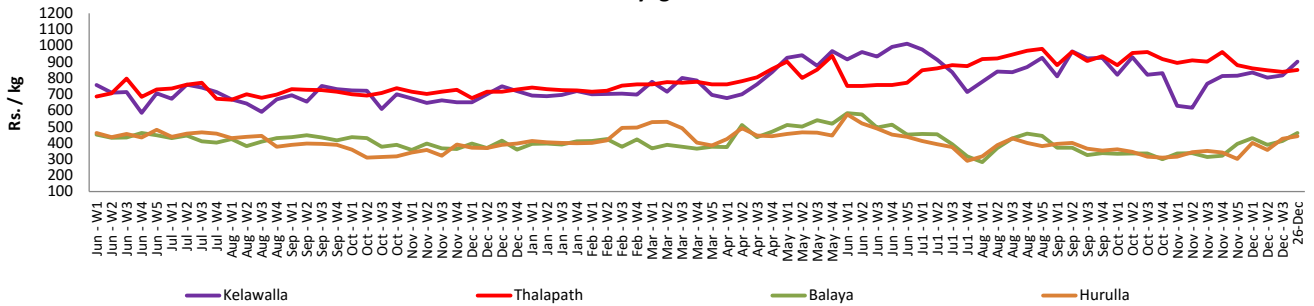
## Fish

Item	Unit	Wholesale				Retail			
		Peliyagoda		Negombo		Peliyagoda		Negombo	
		Previous 5 Days Average	Today	Previous 5 Days Average	Today	Previous 5 Days Average	Today	Previous 5 Days Average	Today
Kelawalla	Rs./Kg	537.00	550.00	532.00	580.00	817.00	900.00	776.00	800.00
Thalapath	Rs./Kg	690.00	700.00	642.00	640.00	838.00	850.00	884.00	840.00
Balaya	Rs./Kg	308.00	360.00	260.00	280.00	412.00	460.00	406.00	450.00
Paraw	Rs./Kg	520.00	550.00	558.00	580.00	800.00	800.00	836.00	850.00
Salaya	Rs./Kg	150.00	160.00	120.00	130.00	200.00	200.00	184.00	200.00
Hurulla	Rs./Kg	326.00	340.00	224.00	250.00	424.00	440.00	324.00	350.00

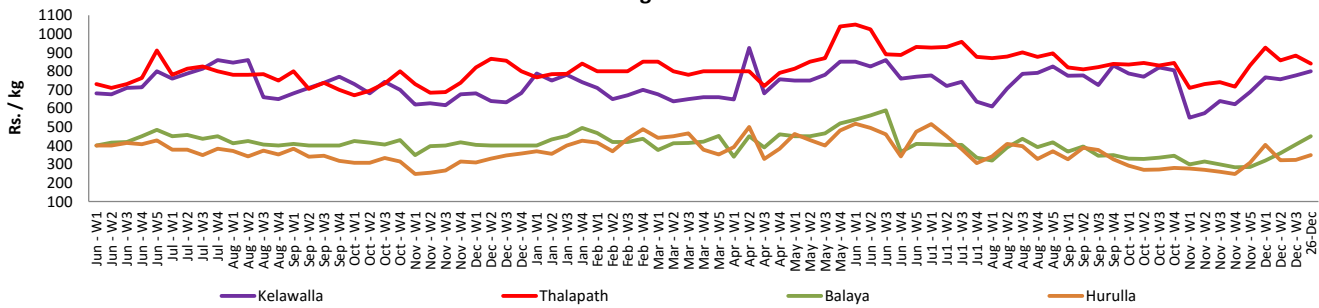
- Price increased by more than 5% compared to previous week average price.
- Price decreased by more than 5% compared to previous week average price.

### Retail Prices

#### Peliyagoda



#### Negombo



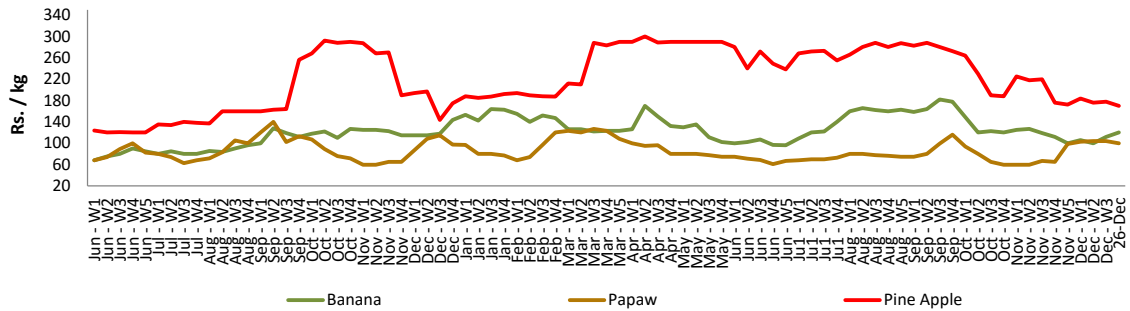
## Wholesale and Retail Prices of Selected Food Commodities - 2017/12/26

### Fruits

Item	Unit	Wholesale		Retail	
		Pettah			
		Previous 5 Days Average	Today	Previous 5 Days Average	Today
Banana (Sour)	Rs./Kg	75.00	75.00	112.00	120.00
Papaw	Rs./Kg	80.00	80.00	104.00	100.00
Pineapple	Rs./Kg	141.00	140.00	178.00	170.00

- Price increased by more than 5% compared to previous week average price.
- Price decreased by more than 5% compared to previous week average price.

Retail - Pettah



# Wholesale and Retail Prices of Selected Food Commodities - 2017/12/26

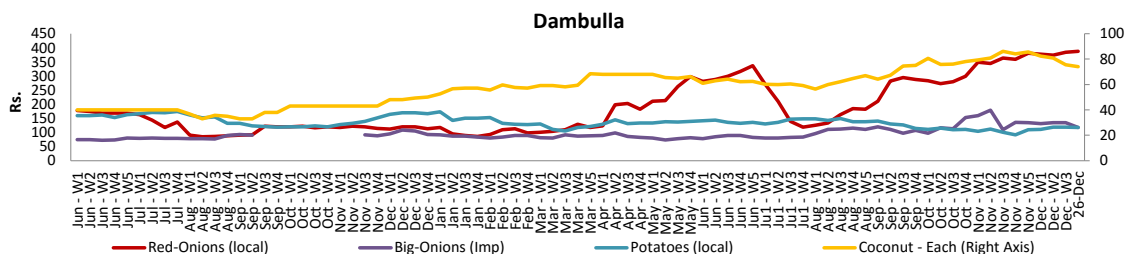
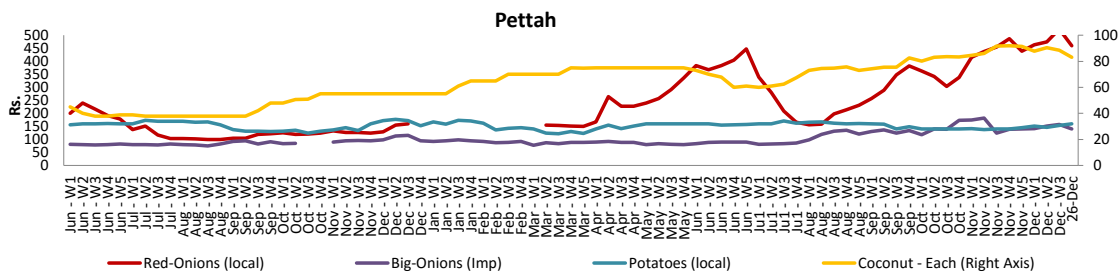
## Other

Item	Unit	Wholesale				Retail			
		Pettah		Dambulla		Pettah		Dambulla	
		Previous 5 Days Average	Today	Previous 5 Days Average	Today	Previous 5 Days Average	Today	Previous 5 Days Average	Today
Red-Onions (local)	Rs./Kg	476.00	420.00	370.00	375.00	524.00	460.00	384.00	388.00
Red-Onions (Imp)	Rs./Kg	422.00	400.00	315.00	355.00	460.00	440.00	328.00	368.00
Big-Onions (local)	Rs./Kg	n.a.	n.a.	n.a.	n.a.	n.a.	n.a.	n.a.	n.a.
Big-Onions (Imp)	Rs./Kg	125.00	120.00	123.00	108.00	158.00	140.00	135.00	118.00
Potatoes (local)	Rs./Kg	117.00	120.00	107.00	108.00	153.00	160.00	119.00	118.00
Potatoes (Imp)	Rs./Kg	60.00	60.00			80.00	80.00		
Dried Chillies (Imp)	Rs./Kg	253.00	260.00	211.00	203.00	275.00	280.00	223.00	213.00
Coconut	Rs./Nut	80.00	80.00	70.00	68.00	89.00	83.00	75.00	74.00
Coconut oil	Rs./Ltr	340.00	340.00			360.00	360.00		
Dhal	Rs./Kg	115.00	115.00			130.00	130.00		
Sugar	Rs./Kg	103.00	103.00			110.00	110.00		
Eggs	Rs./Each	13.00	12.00			14.00	13.00		
Katta	Rs./Kg	820.00	820.00			850.00	850.00		
Sprats	Rs./Kg	500.00	500.00			550.00	550.00		

Price increased by more than 5% compared to previous week average price.

Price decreased by more than 5% compared to previous week average price.

### Retail Prices



\* Prices of food commodities may vary due to quality and markets among other factors.