

# Daily Price Report

A Summary of Price Developments - 22 December 2017



## Vegetables

- Prices of most varieties of vegetables demonstrated mixed movements in both Pettah and Dambulla markets.



## Fish

- Prices of most varieties of fish increased in both Negombo and Peliyagoda markets due to low supply as a result of both volatile weather conditions and increased demand for festive season.



## Fruits

- Prices of most varieties of fruit increased in Pettah market due to higher demand.



## Other

- Coconut prices in Dambulla market have reached the level of Maximum Retail Price (MRP) imposed, although prices in Pettah market remained above the same.



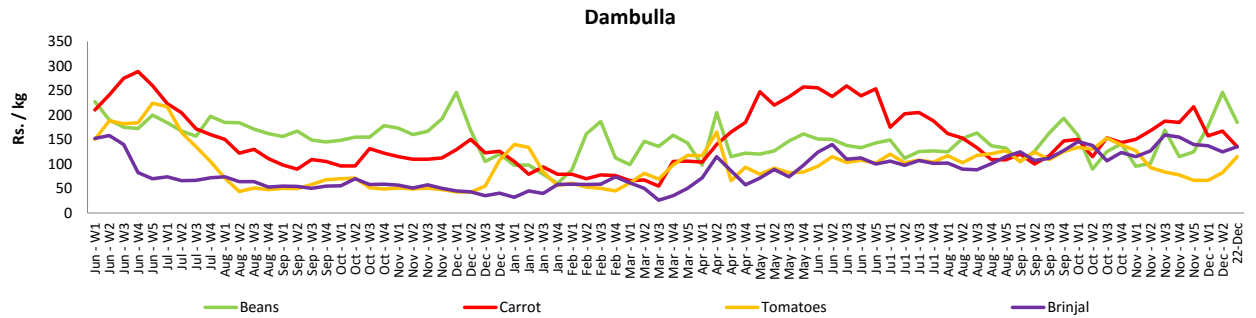
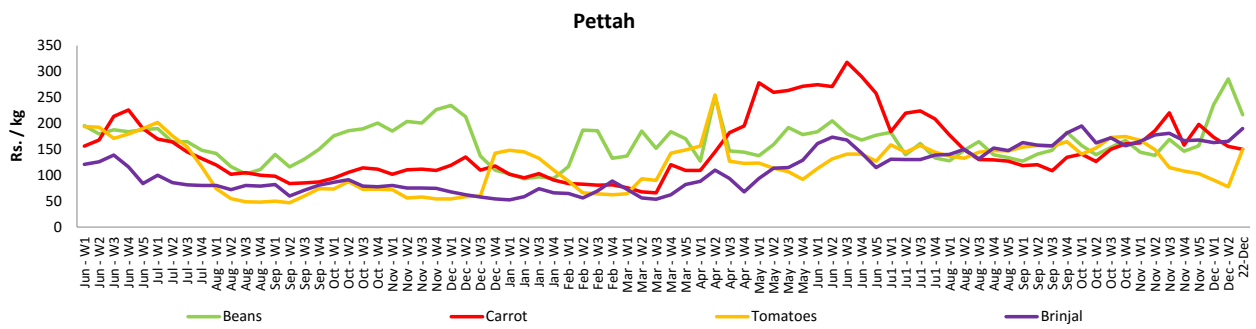
# Wholesale and Retail Prices of Selected Food Commodities - 2017/12/22

## Vegetables

Item	Unit	Wholesale				Retail			
		Pettah		Dambulla		Pettah		Dambulla	
		Previous 5 Days Average	Today	Previous 5 Days Average	Today	Previous 5 Days Average	Today	Previous 5 Days Average	Today
Beans	Rs./Kg	224.00	158.00	177.00	165.00	268.00	217.00	197.00	185.00
Carrot	Rs./Kg	112.00	93.00	125.00	115.00	151.00	150.00	145.00	135.00
Cabbage	Rs./Kg	94.00	90.00	76.00	58.00	139.00	150.00	96.00	78.00
Tomatoes	Rs./Kg	102.00	103.00	92.00	95.00	136.00	150.00	112.00	115.00
Brinjal	Rs./Kg	143.00	167.00	103.00	115.00	178.00	190.00	123.00	135.00
Pumpkin	Rs./Kg	49.00	52.00	43.00	25.00	77.00	80.00	63.00	45.00
Snake gourd	Rs./Kg	143.00	130.00	92.00	95.00	181.00	180.00	112.00	115.00

- Price increased by more than 5% compared to previous week average price.
- Price decreased by more than 5% compared to previous week average price.

### Retail Prices



# Wholesale and Retail Prices of Selected Food Commodities - 2017/12/22

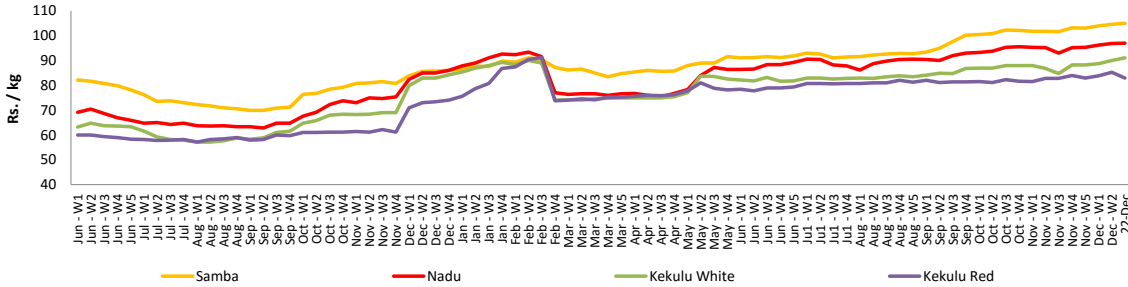
## Rice

Item	Unit	Wholesale				Retail	
		Maradaghamula		Pettah		Pettah	
		Previous 5 Days Average	Today	Previous 5 Days Average	Today	Previous 5 Days Average	Today
Samba	Rs./Kg	105.00	105.00	104.00	106.00	110.00	110.00
Nadu	Rs./Kg	97.00	97.00	92.00	92.00	98.00	98.00
Kekulu White	Rs./Kg	91.00	91.00	92.20	92.00	98.00	98.00
Kekulu Red	Rs./Kg	84.00	83.00	82.00	81.00	90.00	90.00

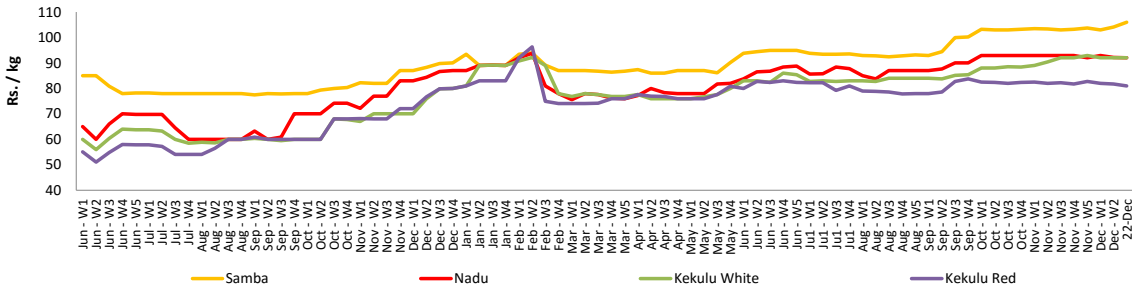
- Price increased by more than 5% compared to previous week average price.
- Price decreased by more than 5% compared to previous week average price.

### Wholesale Prices

#### Marandaghamula

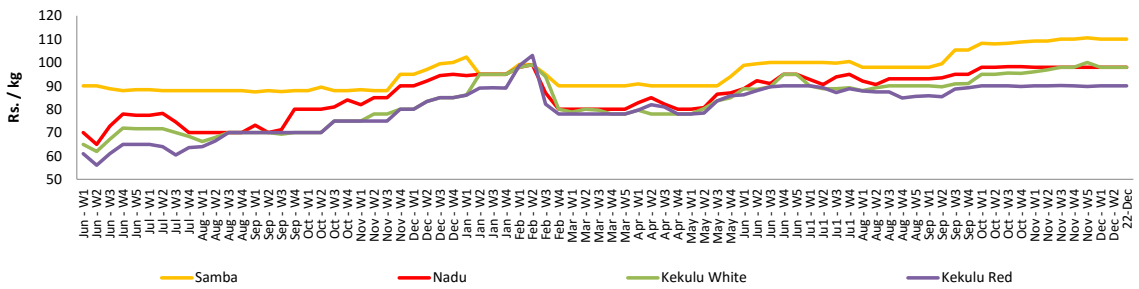


#### Pettah



### Retail Prices

#### Pettah



# Wholesale and Retail Prices of Selected Food Commodities - 2017/12/22

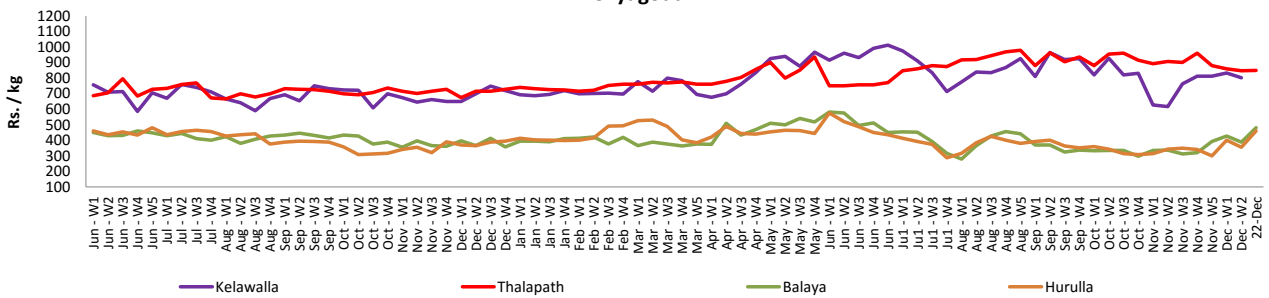
## Fish

Item	Unit	Wholesale				Retail			
		Peliyagoda		Negombo		Peliyagoda		Negombo	
		Previous 5 Days Average	Today	Previous 5 Days Average	Today	Previous 5 Days Average	Today	Previous 5 Days Average	Today
Kelawalla	Rs./Kg	520.00	n.a.	516.00	580.00	800.00	n.a.	768.00	800.00
Thalapath	Rs./Kg	678.00	700.00	634.00	640.00	830.00	850.00	886.00	840.00
Balaya	Rs./Kg	282.00	360.00	256.00	280.00	386.00	480.00	396.00	450.00
Paraw	Rs./Kg	513.00	n.a.	548.00	580.00	810.00	n.a.	832.00	850.00
Salaya	Rs./Kg	135.00	160.00	114.00	130.00	195.00	200.00	176.00	200.00
Hurulla	Rs./Kg	300.00	350.00	210.00	250.00	398.00	460.00	314.00	350.00

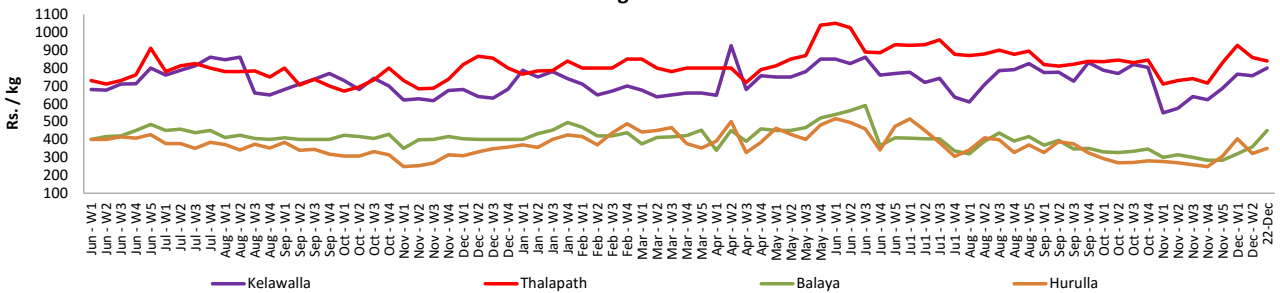
- Price increased by more than 5% compared to previous week average price.
- Price decreased by more than 5% compared to previous week average price.

### Retail Prices

#### Peliyagoda



#### Negombo



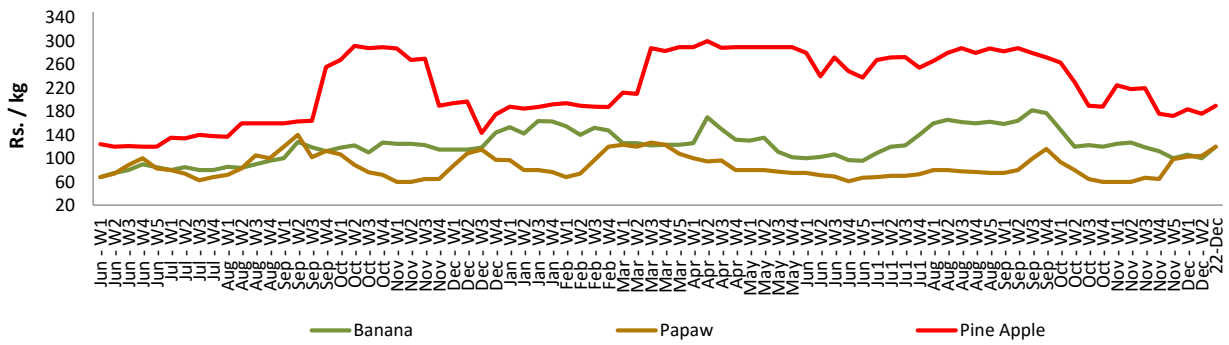
# Wholesale and Retail Prices of Selected Food Commodities - 2017/12/22

## Fruits

Item	Unit	Wholesale		Retail	
		Pettah			
		Previous 5 Days Average	Today	Previous 5 Days Average	Today
Banana (Sour)	Rs./Kg	73.00	80.00	108.00	120.00
Papaw	Rs./Kg	80.00	80.00	100.00	120.00
Pineapple	Rs./Kg	141.00	140.00	176.00	190.00

- Price increased by more than 5% compared to previous week average price.
- Price decreased by more than 5% compared to previous week average price.

Retail - Pettah



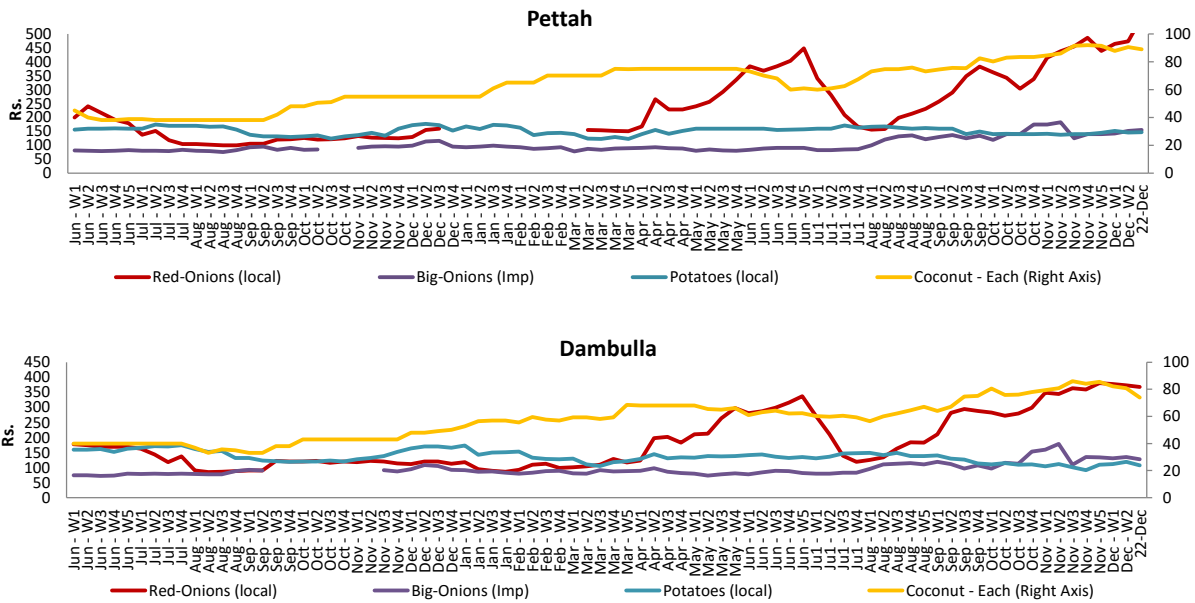
# Wholesale and Retail Prices of Selected Food Commodities - 2017/12/22

## Other

Item	Unit	Wholesale				Retail			
		Pettah		Dambulla		Pettah		Dambulla	
		Previous 5 Days Average	Today	Previous 5 Days Average	Today	Previous 5 Days Average	Today	Previous 5 Days Average	Today
Red-Onions (local)	Rs./Kg	465.00	510.00	374.00	355.00	518.00	560.00	388.00	368.00
Red-Onions (Imp)	Rs./Kg	416.00	430.00	315.00	n.a.	454.00	460.00	328.00	n.a.
Big-Onions (local)	Rs./Kg	n.a.	n.a.	n.a.	n.a.	n.a.	n.a.	n.a.	n.a.
Big-Onions (Imp)	Rs./Kg	127.00	120.00	125.00	118.00	158.00	155.00	137.00	128.00
Potatoes (local)	Rs./Kg	118.00	122.00	110.00	95.00	156.00	147.00	122.00	108.00
Potatoes (Imp)	Rs./Kg	60.00	60.00			80.00	80.00		
Dried Chillies (Imp)	Rs./Kg	248.00	235.00	210.00	210.00	274.00	265.00	222.00	220.00
Coconut	Rs./Nut	81.00	78.00	71.00	68.00	89.00	89.00	76.00	74.00
Coconut oil	Rs./Ltr	340.00	340.00			360.00	360.00		
Dhal	Rs./Kg	115.00	113.00			130.00	128.00		
Sugar	Rs./Kg	103.00	103.00			110.00	110.00		
Eggs	Rs./Each	13.00	13.00			14.00	14.00		
Katta	Rs./Kg	820.00	820.00			850.00	850.00		
Sprats	Rs./Kg	500.00	500.00			550.00	550.00		

- Price increased by more than 5% compared to previous week average price.
- Price decreased by more than 5% compared to previous week average price.

### Retail Prices



\* Prices of food commodities may vary due to quality and markets among other factors.